



US00D733807S

(12) **United States Design Patent**
Hengel et al.

(10) **Patent No.:** **US D733,807 S**
(45) **Date of Patent:** **** Jul. 7, 2015**

- (54) **PLUSH TOY**
- (71) Applicant: **ZOOMWORKS LLC**, Minnetonka, MN (US)
- (72) Inventors: **Charles M. Hengel**, Woodland, MN (US); **Robert W. DeMars**, Bloomington, MN (US); **Gregory S. Brannen**, Brooklyn Park, MN (US); **Joseph B. Longval**, Shorewood, MN (US)
- (73) Assignee: **ZOOMWORKS LLC**, Minnetonka, MN (US)

D313,443 S	1/1991	Senitt	
D408,671 S	4/1999	Bear	
D418,554 S	1/2000	E.	
D532,156 S	11/2006	Chen	
D534,223 S	12/2006	Sutton	
D648,906 S	11/2011	Byrne	
D650,538 S	* 12/2011	Anderson D30/160
D672,995 S	* 12/2012	Diaz D21/611
D681,744 S	5/2013	Hengel et al.	
8,613,639 B2	12/2013	Hengel et al.	
D704,282 S	5/2014	Hengel et al.	
2002/0144351 A1	10/2002	Fujii	
2006/0205319 A1	9/2006	Colvin	
2007/0232186 A1	10/2007	Shamah	
2014/0076221 A1	3/2014	Hengel et al.	

(*) Notice: This patent is subject to a terminal disclaimer.

* cited by examiner

(**) Term: **14 Years**

Primary Examiner — Sandra Morris

(74) *Attorney, Agent, or Firm* — Fish & Richardson P.C.

(21) Appl. No.: **29/481,078**

(22) Filed: **Jan. 31, 2014**

(51) **LOC (10) Cl.** **21-01**

(52) **U.S. Cl.**
USPC **D21/611**

(58) **Field of Classification Search**
USPC D21/576–578, 585, 587–255, 604–605, D21/611–613; 446/72–73, 97–98, 268–269, 446/297, 369; D6/598; D11/158, 162; D30/160; D3/211
CPC A63H 3/02
See application file for complete search history.

(56) **References Cited**

U.S. PATENT DOCUMENTS

D104,025 S 4/1937 Frederick
4,917,607 A 4/1990 Van Hoose


(57) **CLAIM**

The ornamental design for a plush toy, as shown and described.

DESCRIPTION

FIG. 1 is a perspective view of a plush toy, in accordance with a closed condition.
FIG. 2 is a left side view of the plush toy of FIG. 1.
FIG. 3 is a right side view of the plush toy of FIG. 1.
FIG. 4 is a front view of the plush toy of FIG. 1.
FIG. 5 is a rear view of the plush toy of FIG. 1.
FIG. 6 is a top view of the plush toy of FIG. 1; and,
FIG. 7 is a bottom view of the plush toy of FIG. 1.
The broken line showing is for illustrative purposes only, and forms no part of the claimed design.

1 Claim, 7 Drawing Sheets






FIG. 1



FIG. 2



FIG. 3




FIG. 4




FIG. 5




FIG. 6




FIG. 7