



US00D733805S

(12) **United States Design Patent**  
**Kino**

(10) **Patent No.:** **US D733,805 S**  
(45) **Date of Patent:** **\*\* Jul. 7, 2015**

(54) **TOY WATERING POT**

(71) Applicant: **Royal Co., Ltd.**, Tokyo (JP)

(72) Inventor: **Takashi Kino**, Yokohama (JP)

(73) Assignee: **Royal Co., Ltd.** (JP)

(\*\*) Term: **14 Years**

(21) Appl. No.: **29/493,973**

(22) Filed: **Jun. 16, 2014**

(30) **Foreign Application Priority Data**

Dec. 18, 2013 (JP) ..... 2013-029698

(51) **LOC (10) Cl.** ..... **21-01**

(52) **U.S. Cl.**  
USPC ..... **D21/483**

(58) **Field of Classification Search**  
USPC ..... D21/483, 525, 532; D23/212; D7/302,  
D7/312, 317-322; 239/377  
CPC ..... A01G 25/14  
See application file for complete search history.

(56) **References Cited**

**U.S. PATENT DOCUMENTS**

D282,810 S *	3/1986	Urich	.....	D7/322
D287,984 S *	1/1987	Thomson et al.	.....	D21/525
D362,991 S *	10/1995	Blanc	.....	D7/312
D363,746 S *	10/1995	Kino	.....	D21/483
D427,004 S *	6/2000	Thurlow	.....	D7/312
D478,767 S *	8/2003	Lebowitz	.....	D7/322
D497,511 S *	10/2004	Lebowitz	.....	D7/322
D500,627 S *	1/2005	Ranzoni	.....	D7/322
D541,100 S *	4/2007	Lebowitz	.....	D7/322
D574,658 S *	8/2008	Grund et al.	.....	D7/322
D574,659 S *	8/2008	Lebowitz	.....	D7/322

D574,660 S *	8/2008	Grund et al.	.....	D7/322
D640,495 S *	6/2011	Blacken	.....	D7/322
D675,474 S *	2/2013	de Klein	.....	D7/320
D683,997 S *	6/2013	Sehdev	.....	D7/322

**FOREIGN PATENT DOCUMENTS**

JP	634409	9/1984
JP	634461	9/1984
JP	710192	7/1987
JP	863638	3/1993
JP	634409-001	8/1993
JP	1066765	4/2000
JP	1066772	4/2000

(Continued)

**OTHER PUBLICATIONS**

Royal Co., Ltd. Catalog-A, 2000.

(Continued)

*Primary Examiner* — Cynthia M Chin

(74) *Attorney, Agent, or Firm* — Saidman DesignLaw Group, LLC

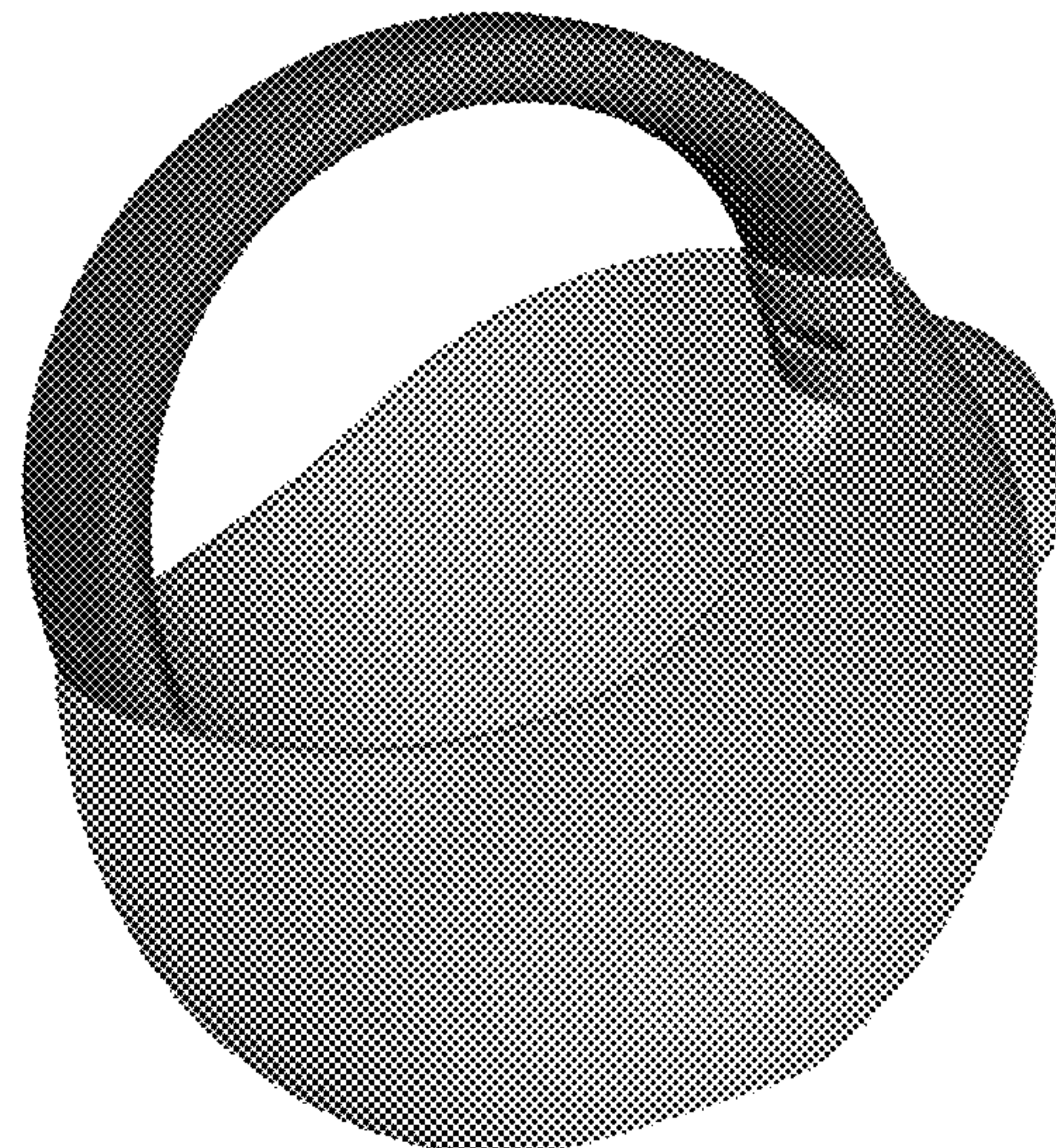

(57) **CLAIM**

The ornamental design for a toy watering pot, as shown and described.

**DESCRIPTION**

FIG. 1 is a top, front and right side perspective view of a toy watering pot showing my new design;  
FIG. 2 is a top, rear and left side perspective view thereof;  
FIG. 3 is a front elevational view thereof;  
FIG. 4 is a rear elevational view thereof;  
FIG. 5 is a left side view thereof;  
FIG. 6 is a right side view thereof;  
FIG. 7 is a top plan view thereof; and,  
FIG. 8 is a bottom plan view thereof.

**1 Claim, 8 Drawing Sheets**



(56)

**References Cited**

**OTHER PUBLICATIONS**

FOREIGN PATENT DOCUMENTS

JP	1124376	10/2001
JP	1133159	2/2002
JP	1179972	7/2003
JP	1249959	9/2005
JP	1254749	10/2005
JP	1254990	10/2005
JP	1396460	9/2010

Royal Co., Ltd. Catalog-C 2004.

Royal Co., Ltd. Catalog-E 1994.

Royal Co., Ltd. Catalog-F 1999.

\* cited by examiner



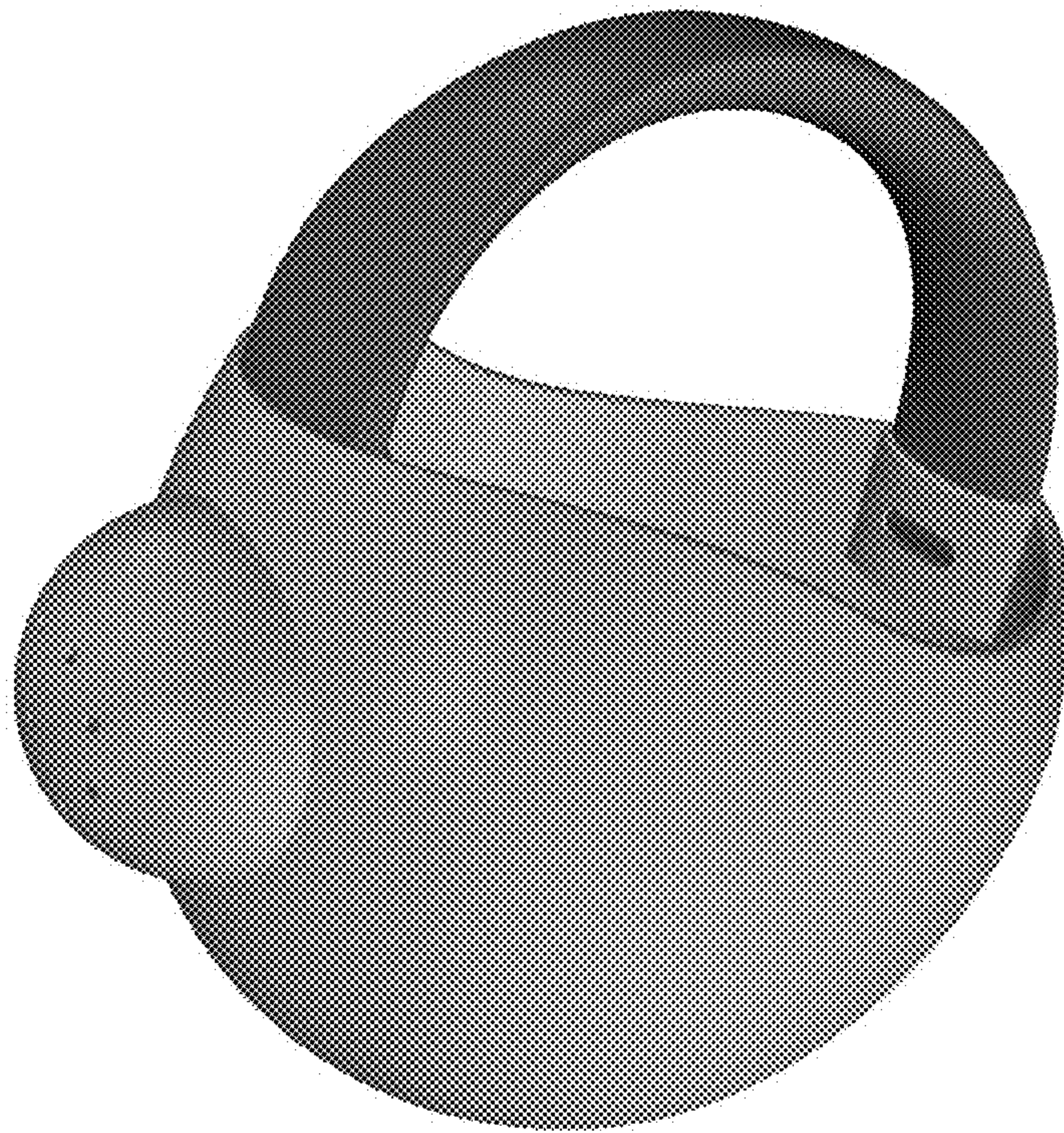


FIG.1




FIG.2






FIG.3




FIG.4






FIG.5




FIG.6






FIG. 7




FIG.8