



US00D733801S

(12) **United States Design Patent**
Mosley et al.

(10) **Patent No.:** **US D733,801 S**
(45) **Date of Patent:** **** Jul. 7, 2015**

(54) **TOKEN READER HOUSING**
(71) Applicant: **GATEWAY GAMING, LLC**,
Piedmont, SC (US)
(72) Inventors: **Bobby Mosley**, Piedmont, SC (US);
Timothy Caldwell, Piedmont, SC (US)
(73) Assignee: **EPIC TECH, LLC**, Lavonia, GA (US)
(**) Term: **14 Years**

| | | | | |
|--------------|------|---------|---------------|---------|
| 4,283,097 | A * | 8/1981 | Lundblad | 109/52 |
| D296,908 | S * | 7/1988 | Trimble | D20/2 |
| 5,385,225 | A * | 1/1995 | Chen et al. | 194/350 |
| D360,227 | S * | 7/1995 | Dabrowski | D20/8 |
| 5,595,129 | A * | 1/1997 | Grobe | 109/22 |
| 6,059,090 | A * | 5/2000 | Davis et al. | 194/350 |
| 6,659,875 | B2 | 12/2003 | Purton | |
| D541,870 | S * | 5/2007 | Tandberg | D20/1 |
| 2007/0039801 | A1 * | 2/2007 | Roatis et al. | 194/350 |
| 2008/0217349 | A1 * | 9/2008 | Silbers | 221/13 |
| 2010/0105486 | A1 | 4/2010 | Shigeta | |

* cited by examiner

(21) Appl. No.: **29/457,919**
(22) Filed: **Jun. 13, 2013**
(51) **LOC (10) Cl.** **20-01**
(52) **U.S. Cl.**
USPC **D20/9**
(58) **Field of Classification Search**
USPC D20/1-9; D18/3.2, 3.3, 12.1; D99/28;
194/236, 239, 302, 350; 235/379, 381;
232/1 D, 7, 10, 12, 43.2, 64; 271/10.01,
271/147; 221/6, 9, 12, 13, 110, 123, 124,
221/140, 150 R, 150 A, 150 HC, 155, 156,
221/159, 190, 231, 251, 311
CPC G07F 7/04; G07F 9/02; G07F 11/00;
G07F 11/026; G07F 11/06; G07F 11/24;
G07F 11/62; G07F 11/00045; G07F 11/165;
G07D 11/00; G07D 11/006; G07D 11/0021;
G07D 2201/00; G07D 2211/00
See application file for complete search history.

Primary Examiner — Mary Ann Calabrese
(74) *Attorney, Agent, or Firm* — Nelson Mullins Riley & Scarborough, LLP

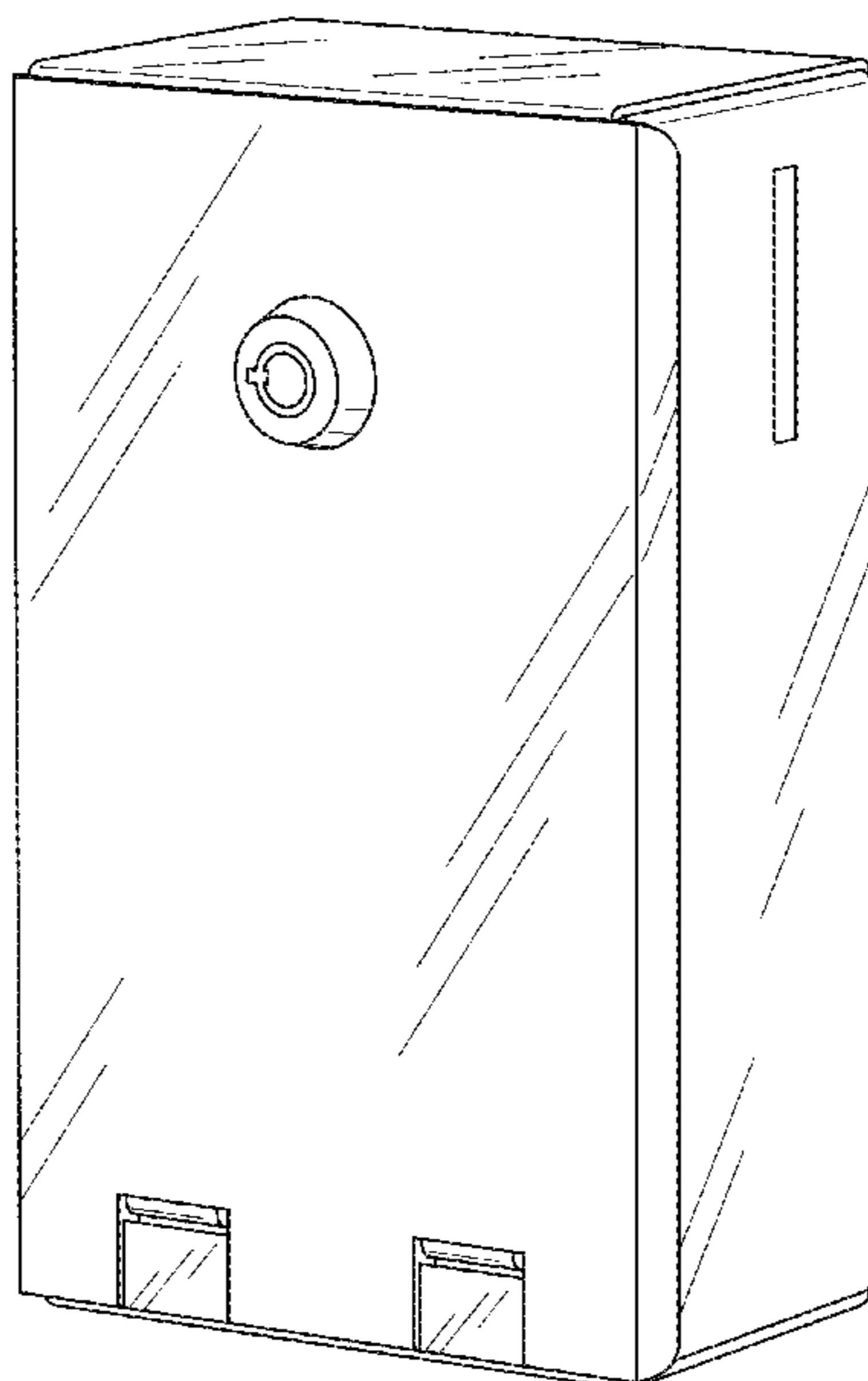
(57) **CLAIM**
The ornamental design for a token reader housing, as shown and described.

DESCRIPTION

FIG. 1 is a front perspective view of a token reader housing showing our new design;
FIG. 2 is a front view of the token reader housing of FIG. 1;
FIG. 3 is a right side view of the token reader housing of FIG. 1;
FIG. 4 is a left side view of the token reader housing of FIG. 1;
FIG. 5 is a rear view of the token reader housing of FIG. 1;
FIG. 6 is a top plan view of the token reader housing of FIG. 1; and,
FIG. 7 is a bottom plan view of the token reader housing of FIG. 1.
The broken lines of FIGS. 4, 5 and 7 are illustrative of the visible environmental structure of the token reader housing and form no part of the claimed design.

(56) **References Cited**
U.S. PATENT DOCUMENTS
1,331,036 A * 2/1920 Stiles et al. 194/239
3,330,394 A * 7/1967 Koch 194/233
3,685,689 A * 8/1972 Borner et al. 221/90
3,948,376 A * 4/1976 Roman 194/317

1 Claim, 6 Drawing Sheets



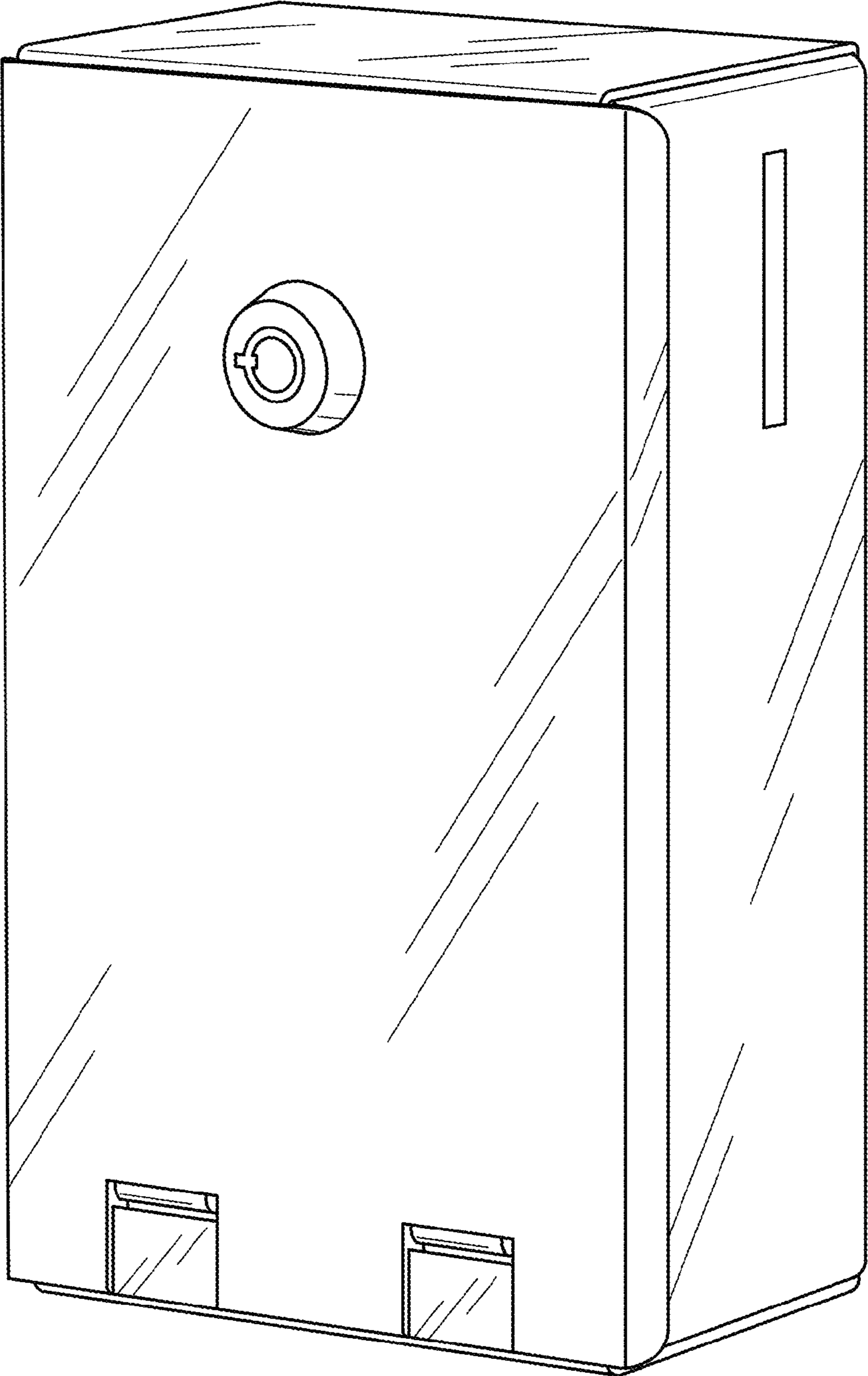


FIG. 1

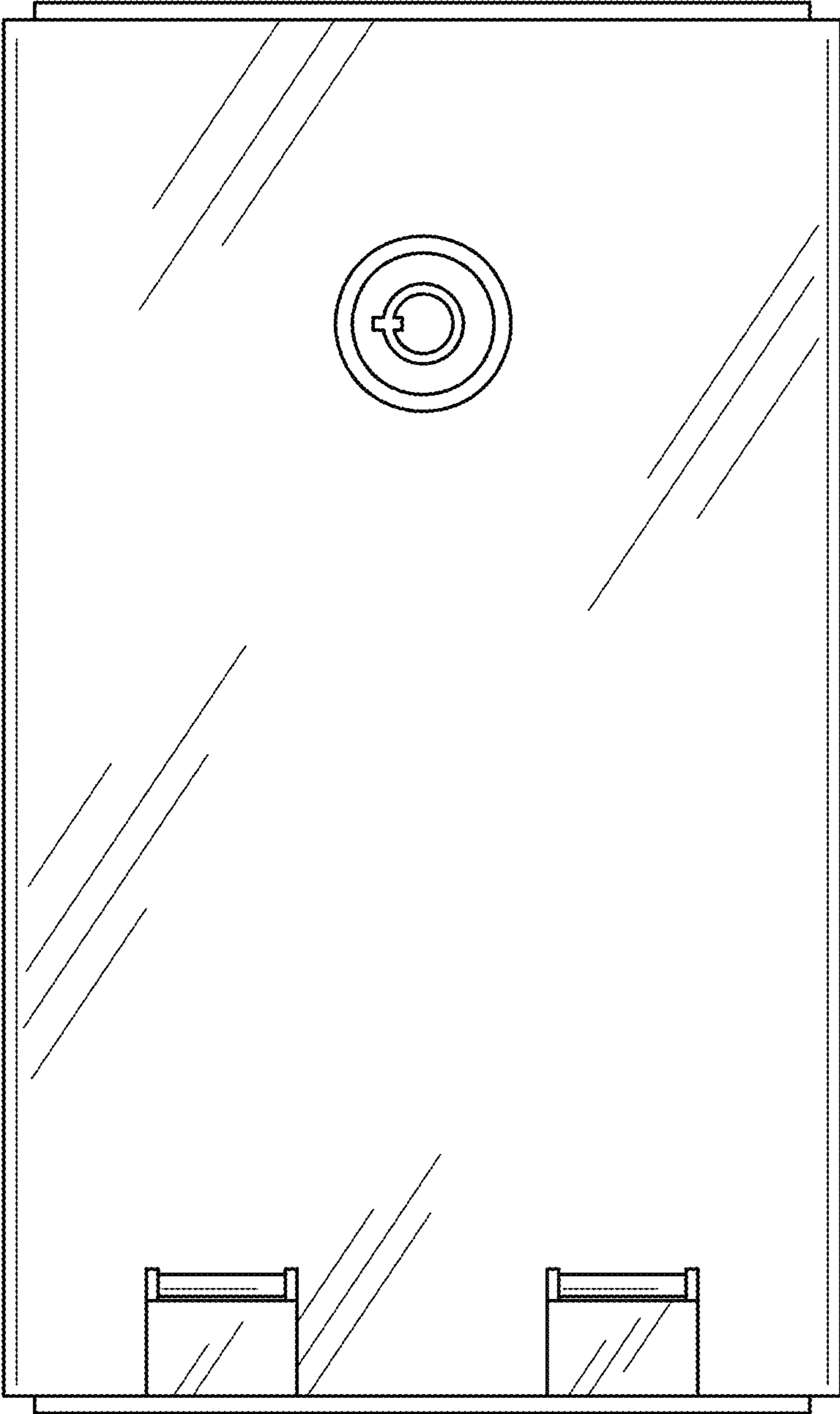


FIG. 2

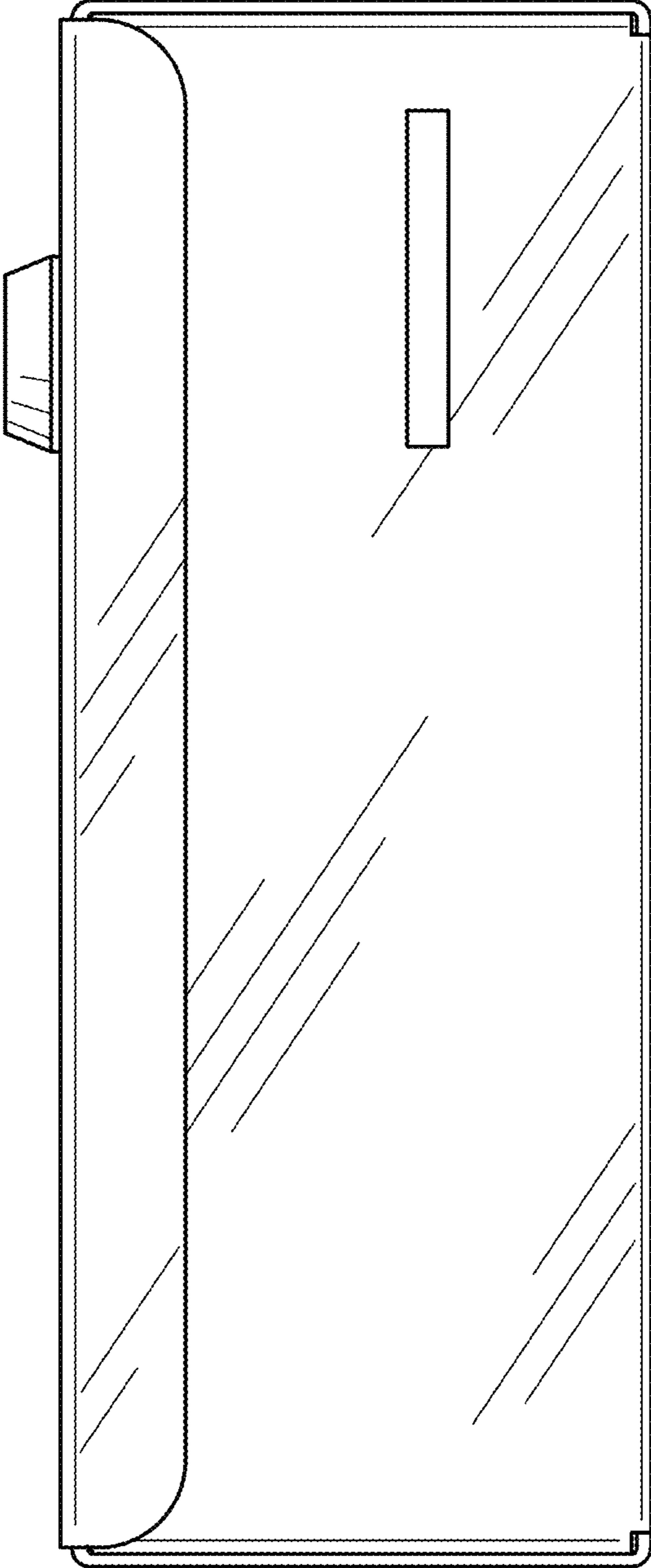


FIG. 3

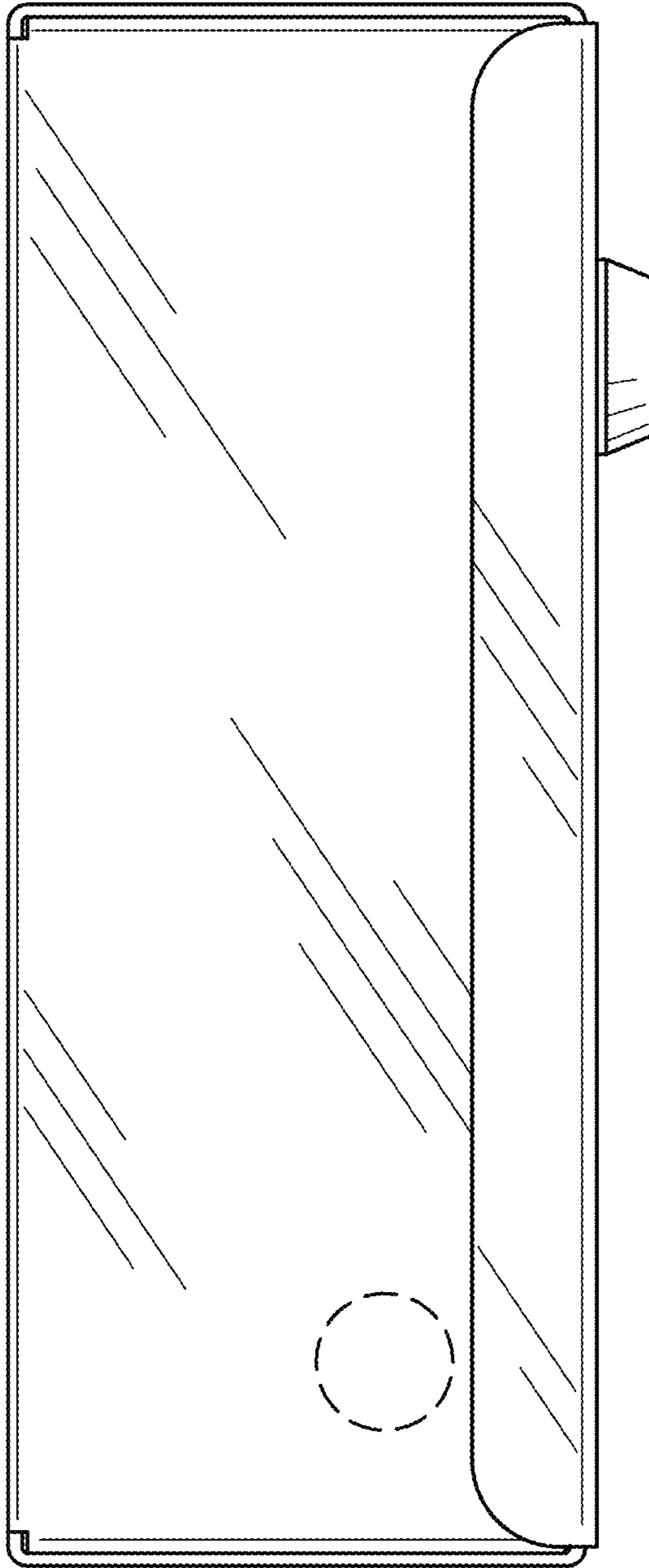


FIG. 4




FIG. 5

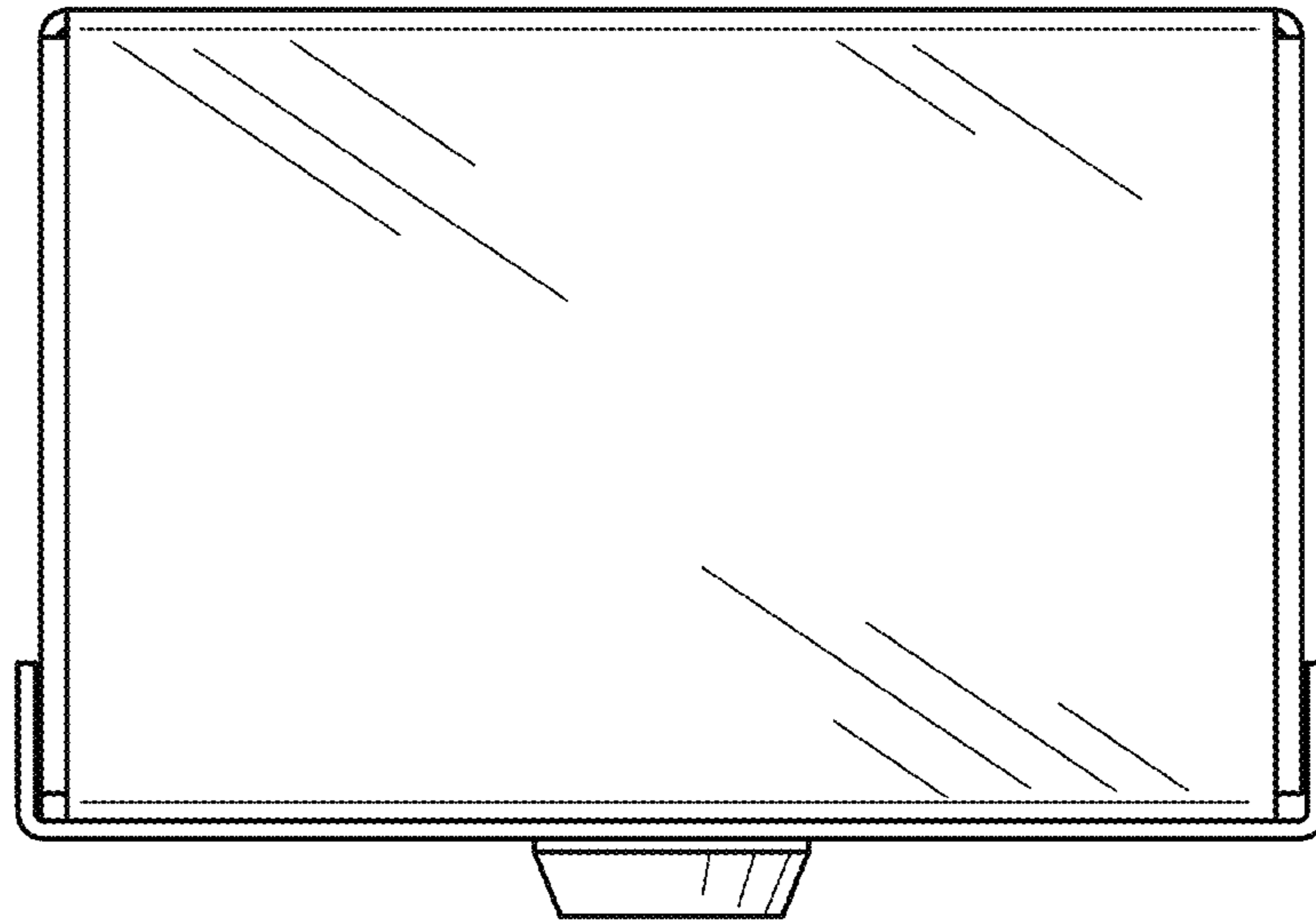


FIG. 6

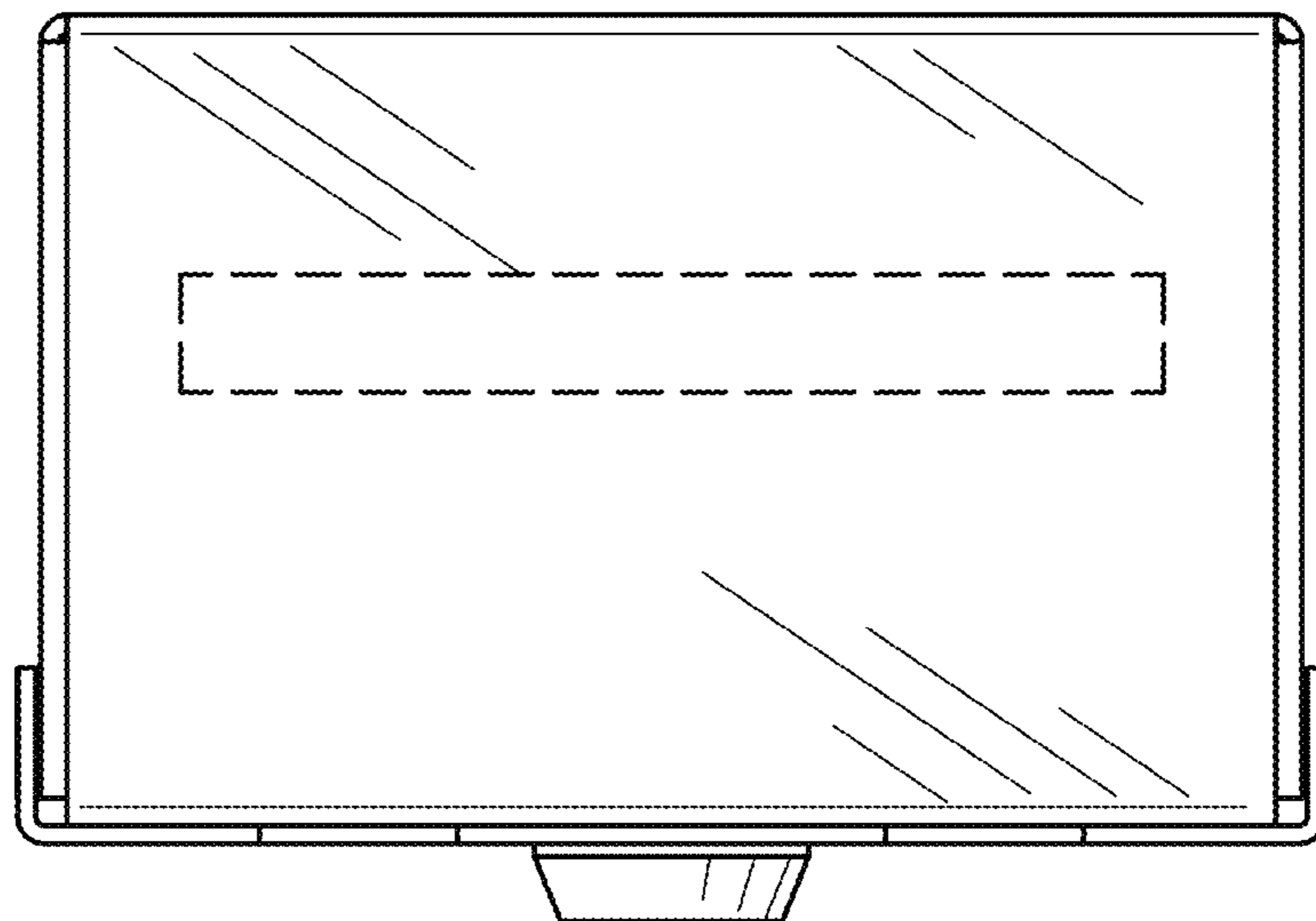


FIG. 7