



US00D733795S

(12) **United States Design Patent**
Nanno

(10) **Patent No.:** **US D733,795 S**
(45) **Date of Patent:** **** Jul. 7, 2015**

(54) **PRINTER**

(71) Applicant: **Tomoyuki Nanno**, Nagoya (JP)

(72) Inventor: **Tomoyuki Nanno**, Nagoya (JP)

(73) Assignee: **BROTHER INDUSTRIES, LTD.**,
Nagoya (JP)

(**) Term: **14 Years**

(21) Appl. No.: **29/468,964**

(22) Filed: **Oct. 4, 2013**

(30) **Foreign Application Priority Data**

Apr. 5, 2013 (JP) 2013-7704

(51) **LOC (10) Cl.** **14-02**

(52) **U.S. Cl.**
USPC **D18/55**

(58) **Field of Classification Search**
USPC D18/50, 54, 54.1, 55, 14, 19; 400/613,
400/613.1-613.4, 690.1-690.4, 691-694

See application file for complete search history.

(56) **References Cited**

U.S. PATENT DOCUMENTS

D337,601	S	*	7/1993	Smith et al.	D18/54.1
D492,719	S		7/2004	Schmitt et al.		
D562,886	S	*	2/2008	Egami et al.	D18/55
D617,829	S	*	6/2010	Suzuki et al.	D18/55
D621,441	S		8/2010	Kim		
D633,557	S	*	3/2011	Egami et al.	D18/55
D633,558	S	*	3/2011	Egami et al.	D18/55
D698,862	S	*	2/2014	Nanno et al.	D18/55
D712,960	S	*	9/2014	Tsuruoka et al.	D18/55
2008/0014007	A1	*	1/2008	Ukai	400/691

* cited by examiner

Primary Examiner — Cathy Anne MacCormac

(74) *Attorney, Agent, or Firm* — Oliff PLC

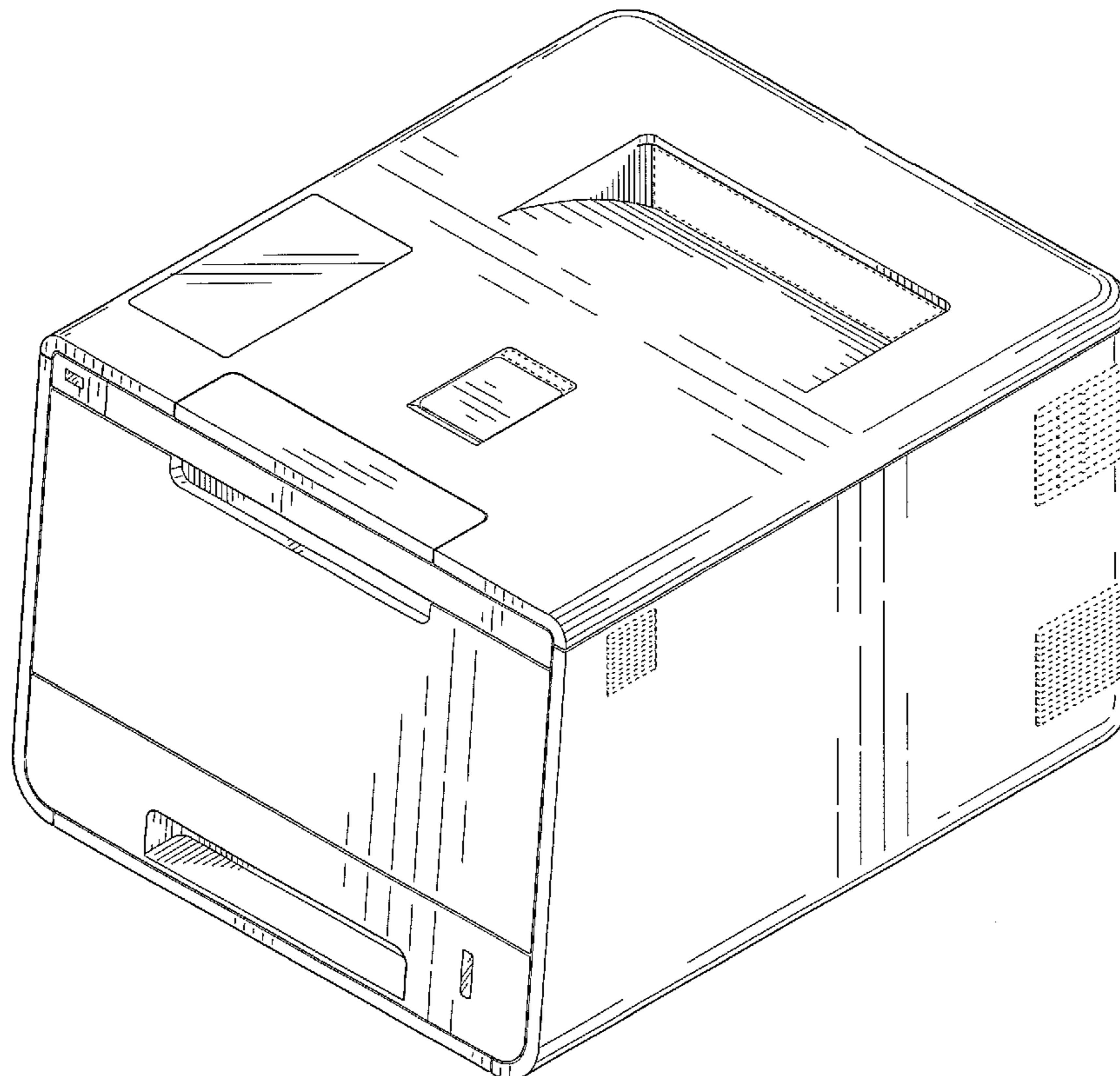
(57) **CLAIM**

The ornamental design for a printer, as shown and described.

DESCRIPTION

FIG. 1 is a perspective view of a printer;
FIG. 2 is a front view thereof;
FIG. 3 is a top view thereof;
FIG. 4 is a right-side view thereof;
FIG. 5 is a left-side view thereof;
FIG. 6 is a rear view thereof; and,
FIG. 7 is a bottom view thereof.
The broken lines depict environmental subject matter only
and form no part of the claimed design.

1 Claim, 6 Drawing Sheets



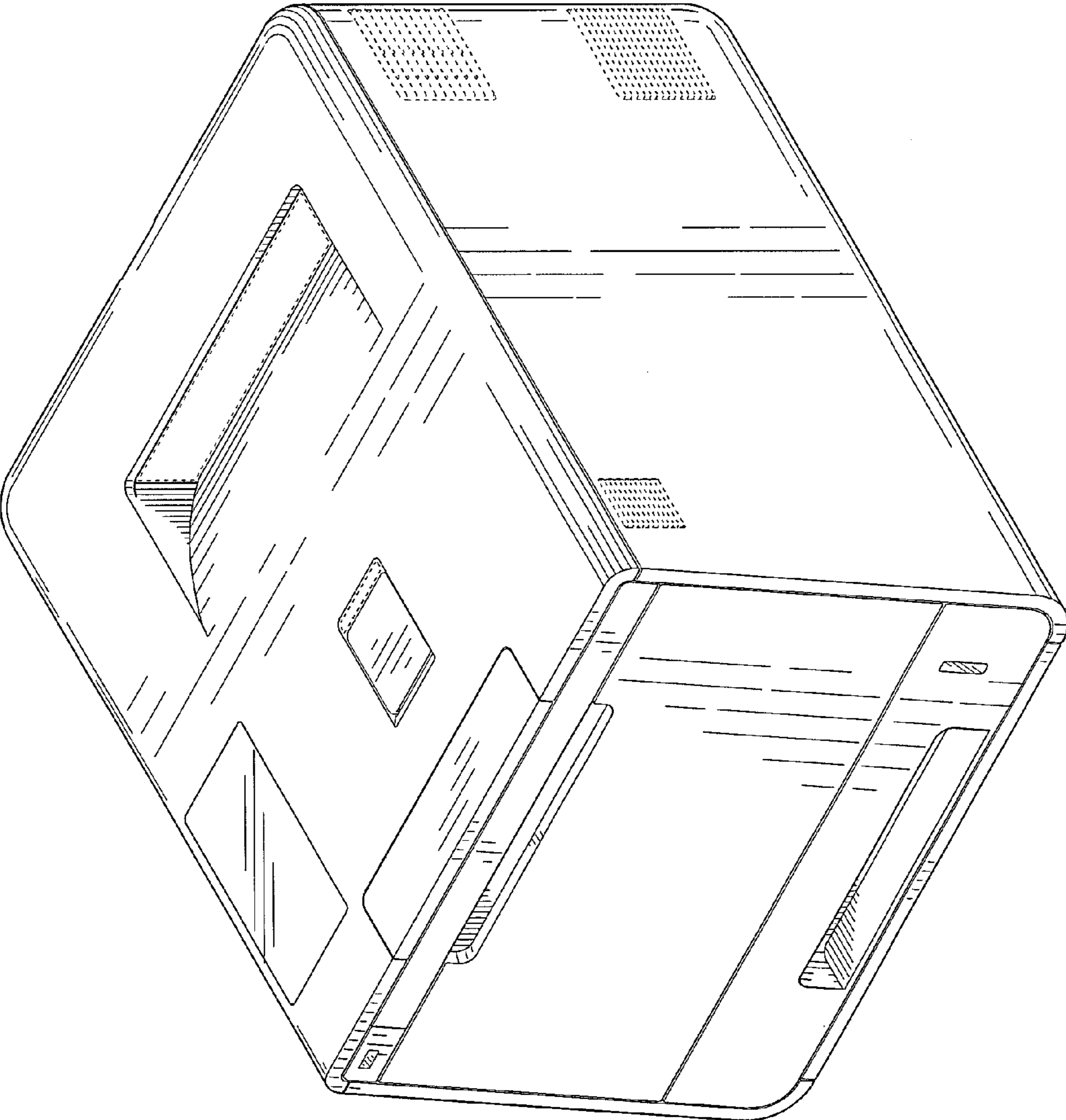


FIG. 1

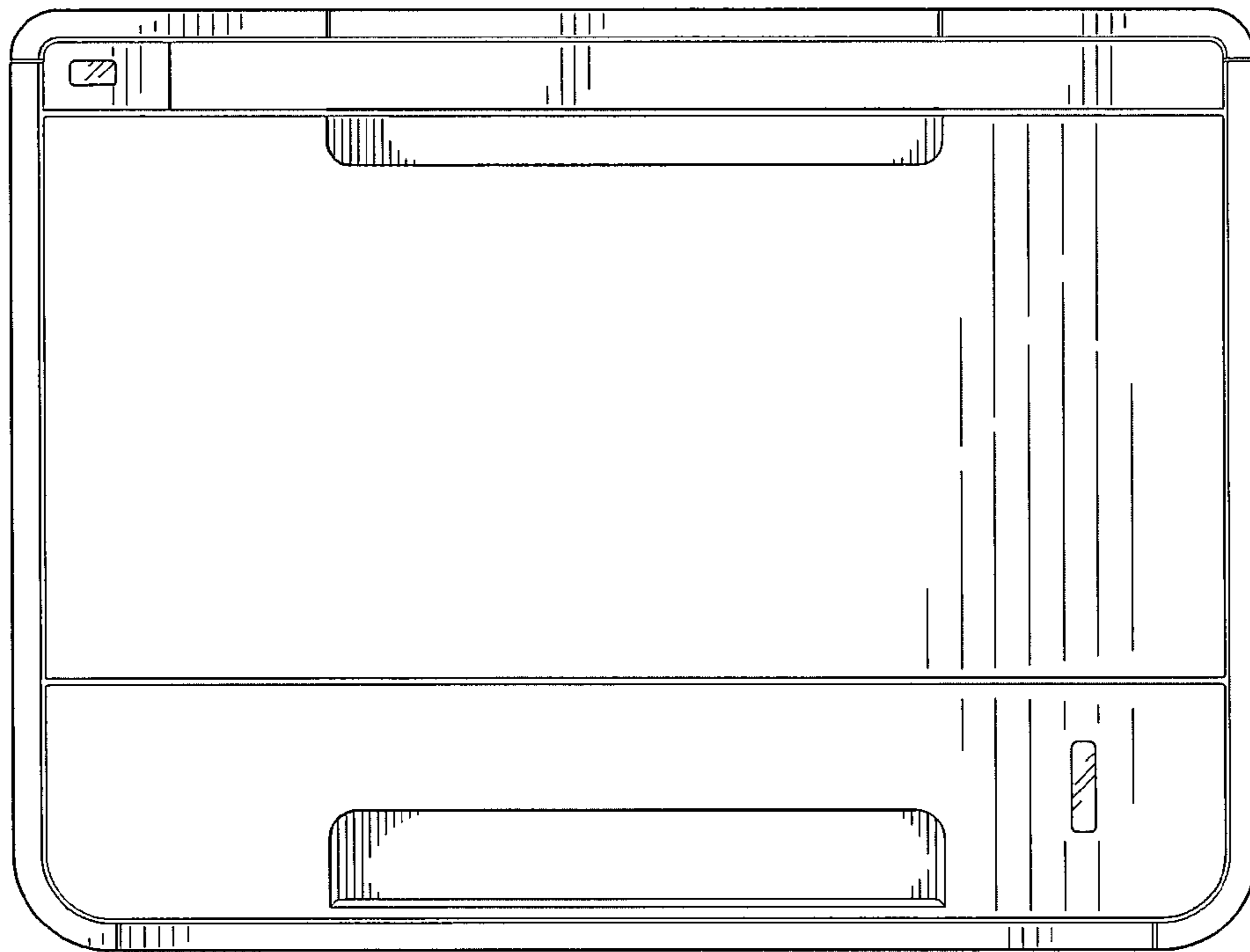


FIG. 2




FIG. 3




FIG. 4

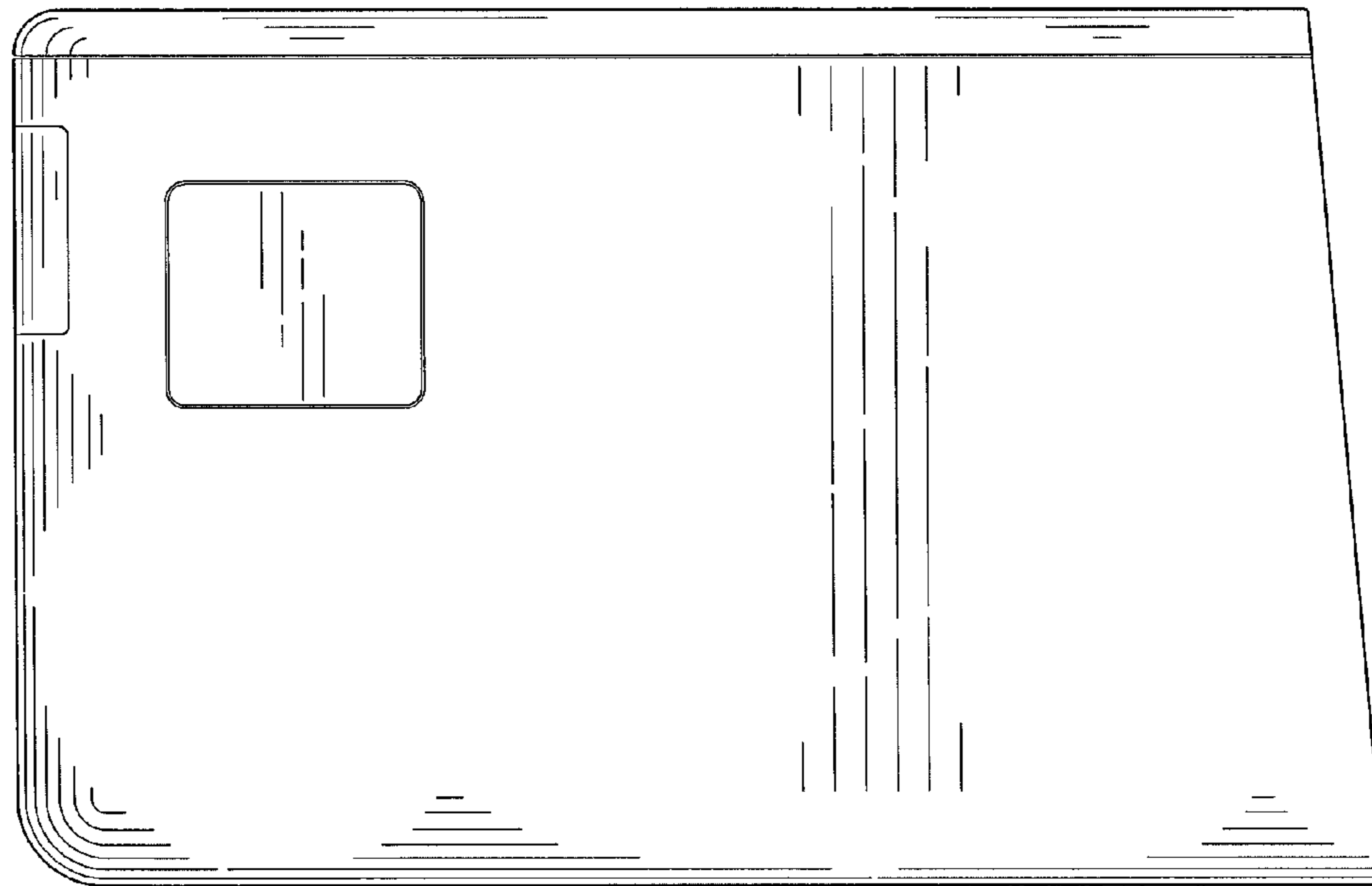


FIG. 5

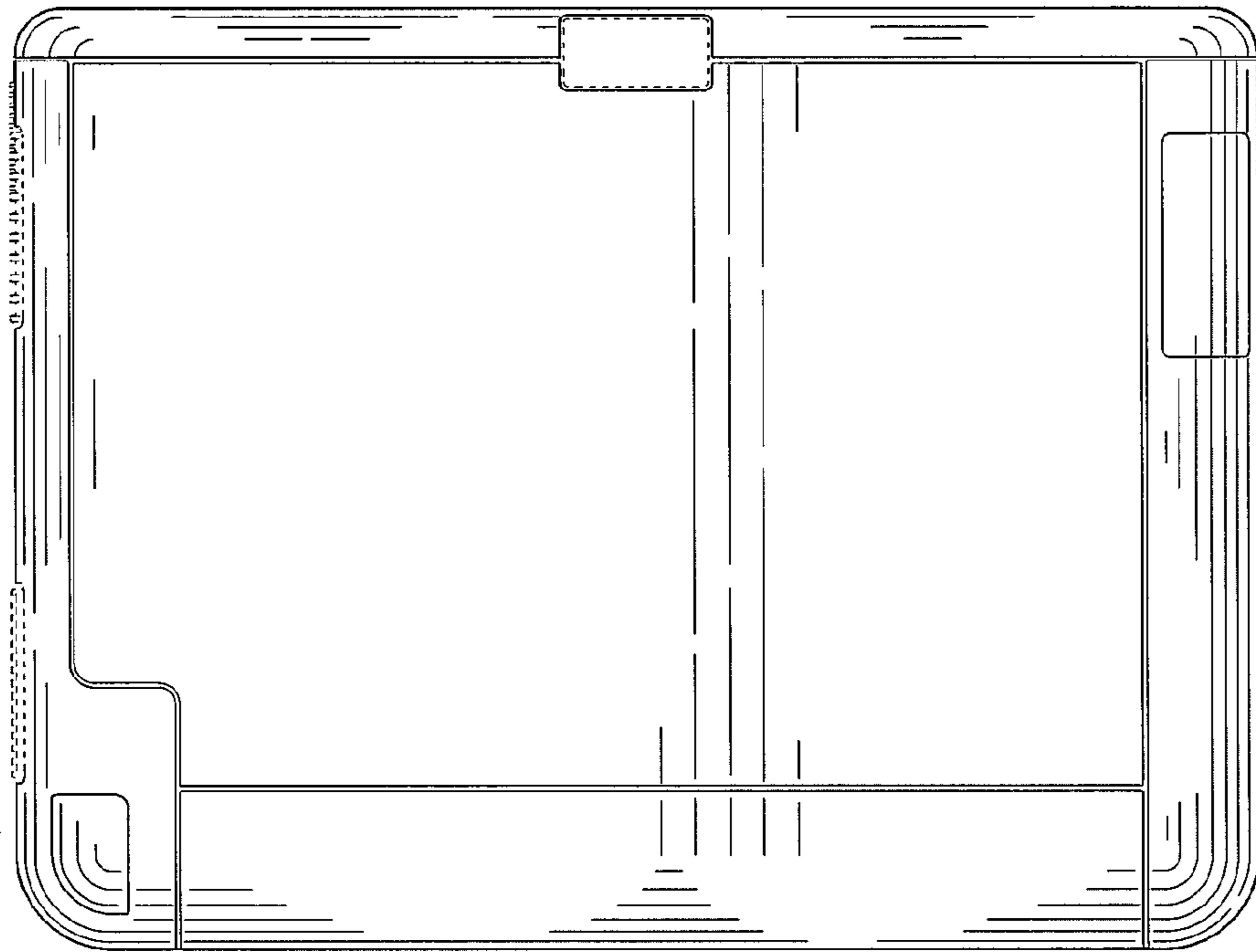


FIG. 6




FIG. 7