



US00D733786S

(12) **United States Design Patent**
Aiken

(10) **Patent No.:** **US D733,786 S**

(45) **Date of Patent:** **** Jul. 7, 2015**

(54) **VIDEO CAMERA SCREEN COVER**

(71) Applicant: **Douglas M. Aiken**, Pleasanton, CA (US)

(72) Inventor: **Douglas M. Aiken**, Pleasanton, CA (US)

(**) Term: **14 Years**

(21) Appl. No.: **29/481,834**

(22) Filed: **Feb. 11, 2014**

(51) **LOC (10) Cl.** **16-05**

(52) **U.S. Cl.**
USPC **D16/237**

(58) **Field of Classification Search**

USPC D3/263, 267, 268; D9/435, 445;
D16/133, 200, 202–205, 208, 211, 218,
D16/219, 220, 225, 237; D22/109;
348/373–376, 835; 396/287, 419, 535,
396/539–541; 359/601, 612
CPC G03B 15/03; G03B 17/02; G03B 17/04;
G03B 17/08; G03B 17/56; G03B 19/04;
H04N 5/2251; H04N 5/2252; H04N 5/2253;
H04N 5/2254; A45C 11/38

See application file for complete search history.

(56) **References Cited**

U.S. PATENT DOCUMENTS

D241,245 S *	8/1976	Huckenbeck	D22/109
D275,205 S *	8/1984	Nakayama	D16/133
5,218,474 A *	6/1993	Kirschner	359/601
D342,273 S *	12/1993	Couch	D16/237
D373,132 S *	8/1996	Baillie-Hamilton et al.	D16/237
D440,586 S *	4/2001	Hall et al.	D16/202
6,419,367 B1 *	7/2002	Dion et al.	359/612
D624,950 S *	10/2010	Hall, Jr.	D16/237
D704,244 S *	5/2014	Ham	D16/237

8,878,988 B1 *	11/2014	Margolin	348/375
D719,602 S *	12/2014	Tada	D16/225
2002/0097997 A1 *	7/2002	Izawa	396/287

* cited by examiner

Primary Examiner — Adir Aronovich

Assistant Examiner — Ramzi Almatrahi

(74) *Attorney, Agent, or Firm* — David G. Duckworth;
Russo & Duckworth, LLP

(57) **CLAIM**

The ornamental design for a video camera screen cover, as shown and described.

DESCRIPTION

FIG. 1 is a perspective view of a video camera screen cover illustrated in use wherein the telescoping extension has been removed;

FIG. 2 is a perspective view of the video camera screen cover illustrated in use including the telescoping extension;

FIG. 3 is a perspective view of the video camera screen cover of my design illustrated in an exploded condition;

FIG. 4 is a perspective view of the video camera screen cover of my design;

FIG. 5 is a rear elevation view thereof;

FIG. 6 is a front elevation view thereof;

FIG. 7 is a left elevation view thereof;

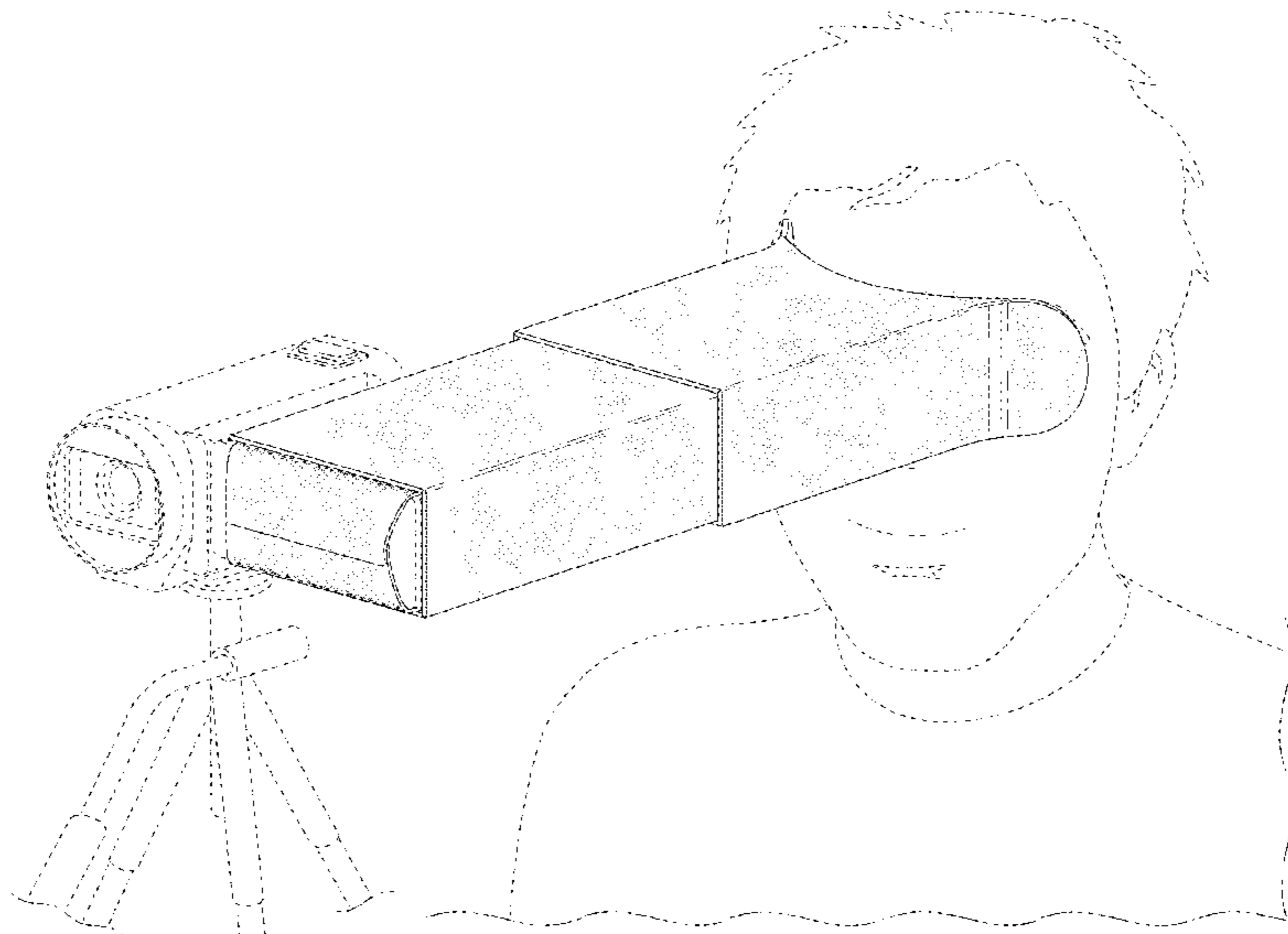
FIG. 8 is a right elevation view thereof;

FIG. 9 is a bottom plan view thereof; and,

FIG. 10 is top plan view thereof.

The broken lines shown represent unclaimed subject matter and form no part of the claimed design. Specifically, the camera, tripod and a fragmentary human body shown in FIGS. 1 and 2 are for environmental purpose and form no part of the claimed design.

1 Claim, 6 Drawing Sheets



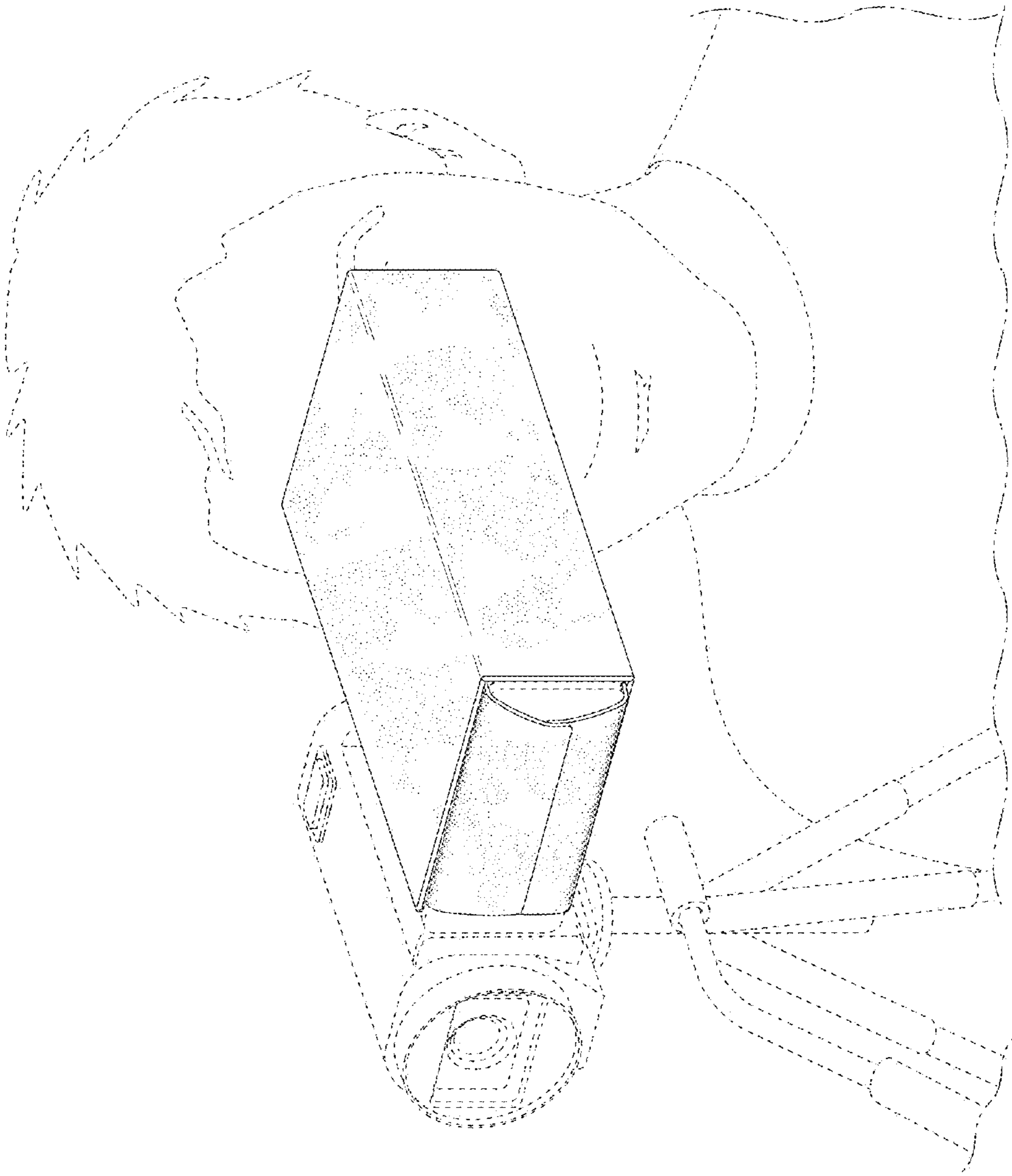


Fig. 1

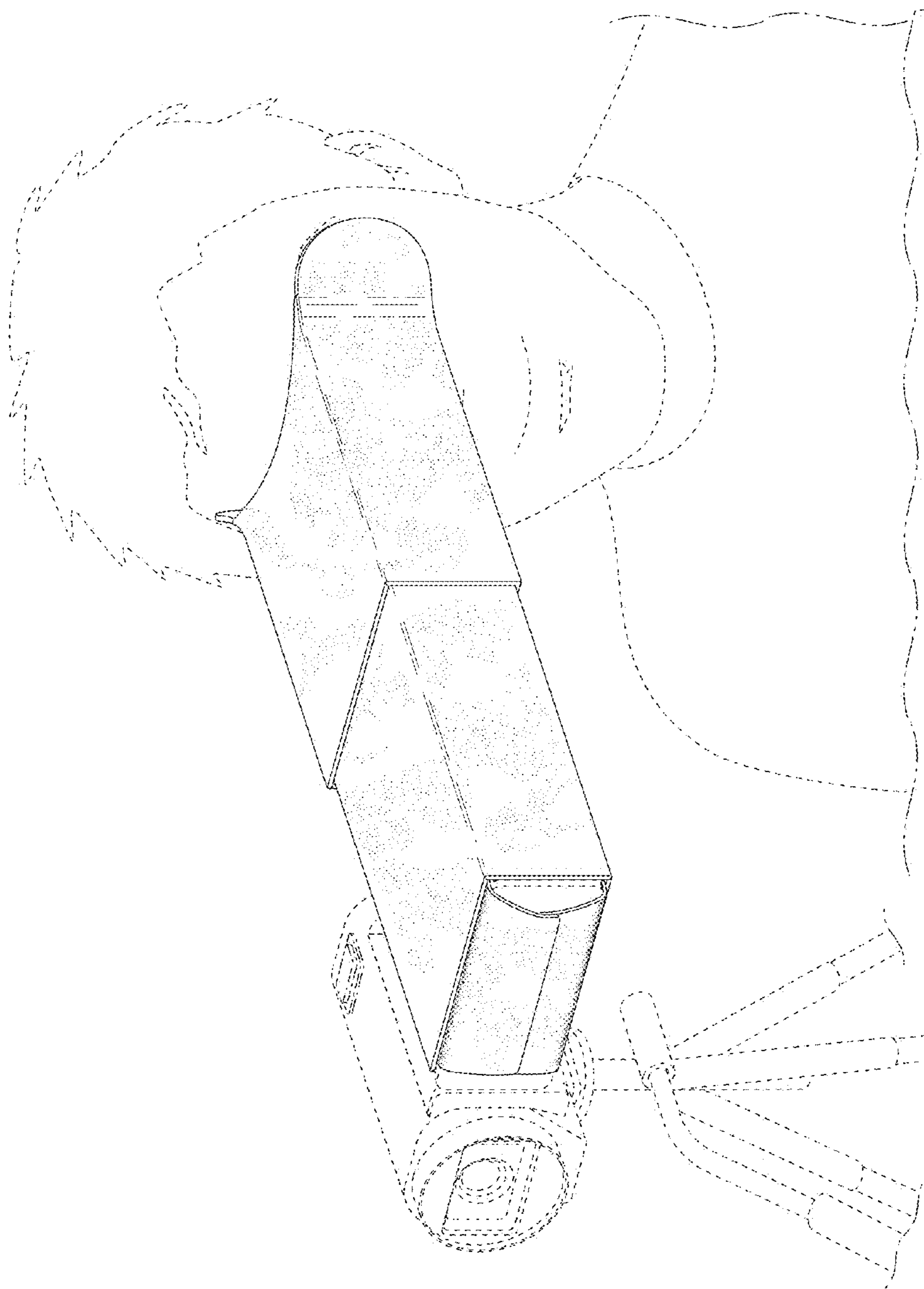


Fig. 2

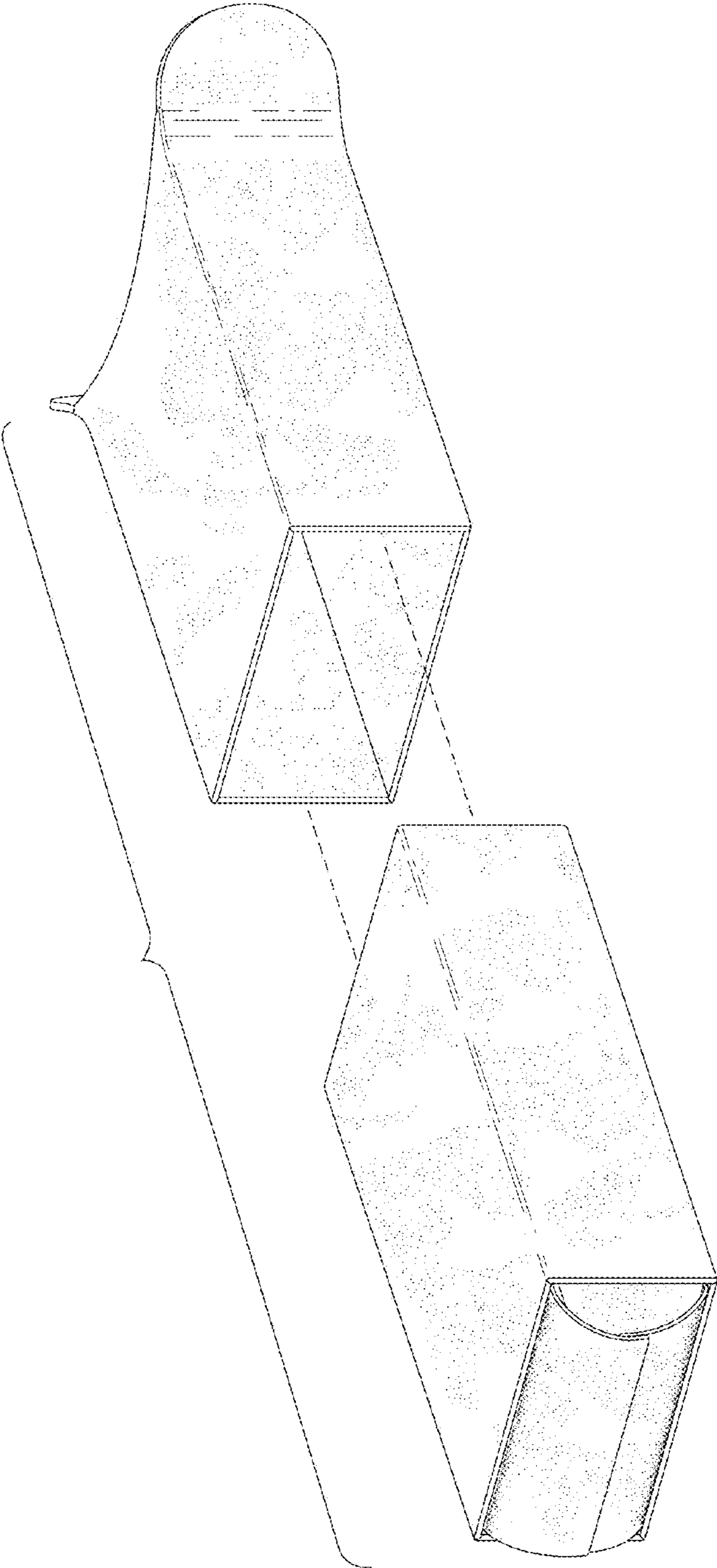


Fig. 3

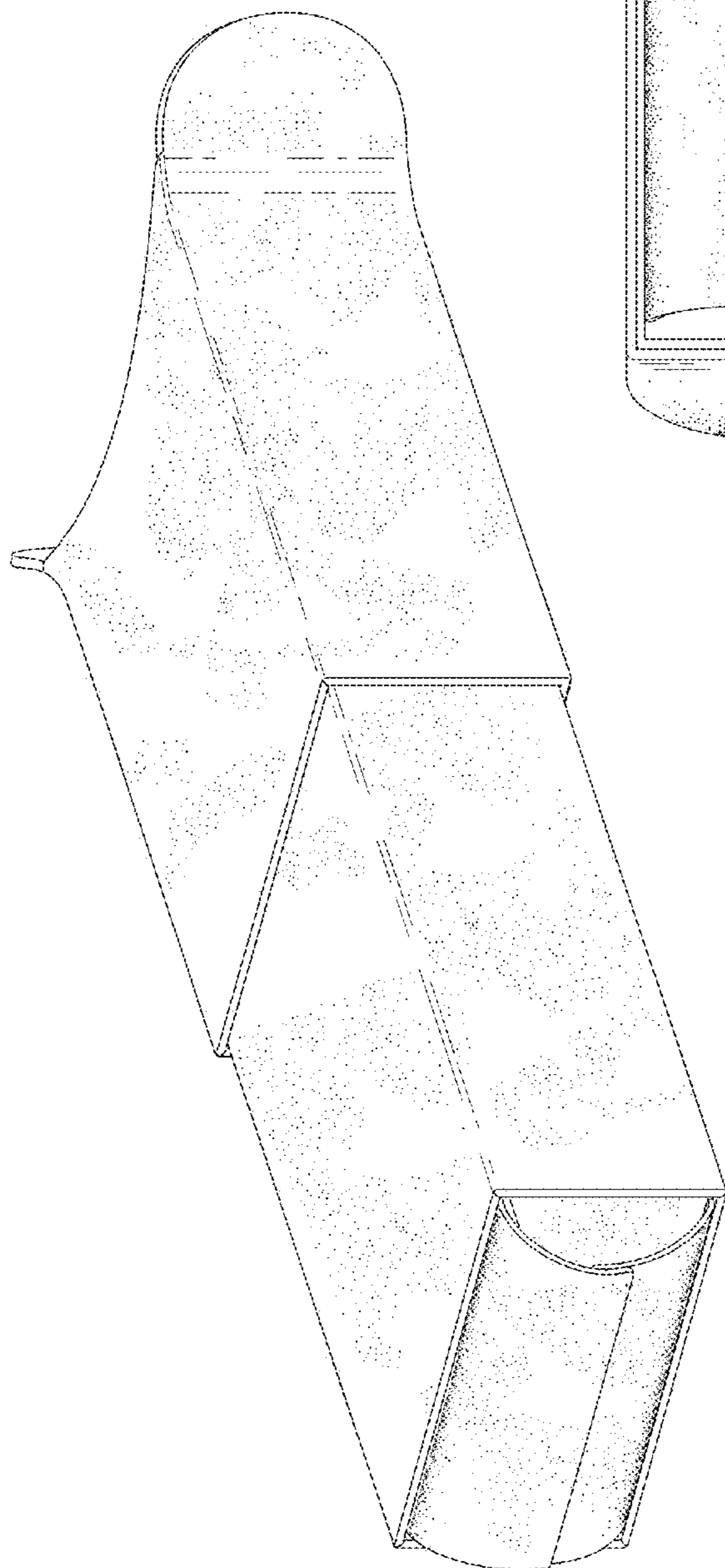


Fig. 4




Fig. 5




Fig. 6

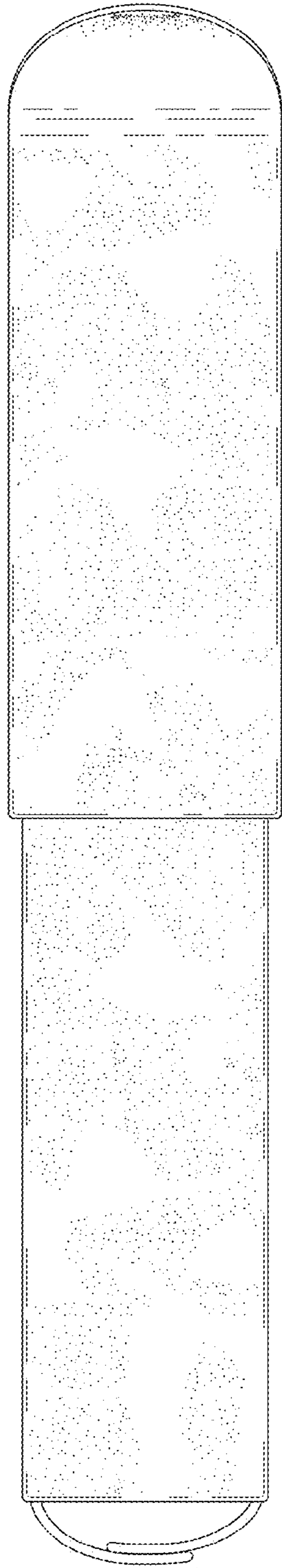


Fig. 7

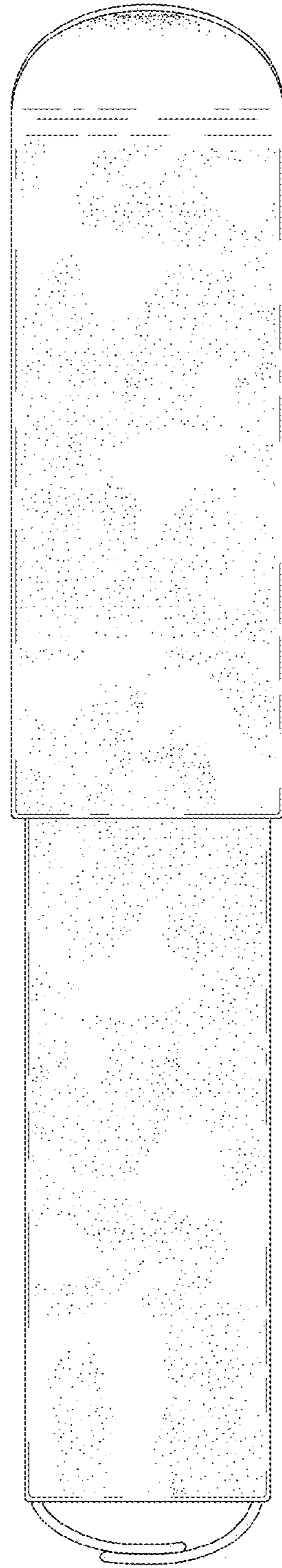


Fig. 8




Fig. 9




Fig. 10