



US00D733767S

(12) **United States Design Patent**  
**Kushita et al.**

(10) **Patent No.:** **US D733,767 S**  
(45) **Date of Patent:** **\*\* Jul. 7, 2015**

(54) **ENGINE HOOD FOR WORK MACHINE**

(71) Applicant: **Kubota Corporation**, Osaka-shi (JP)

(72) Inventors: **Yoshihiro Kushita**, Sakai (JP);  
**Motonari Inaoka**, Sakai (JP)

(73) Assignee: **Kubota Corporation**, Osaka (JP)

(\*\*) Term: **14 Years**

(21) Appl. No.: **29/501,382**

(22) Filed: **Sep. 3, 2014**

(30) **Foreign Application Priority Data**

Jul. 3, 2014 (JP) ..... 2014-014642

(51) **LOC (10) Cl.** ..... **15-03**

(52) **U.S. Cl.**  
USPC ..... **D15/31**

(58) **Field of Classification Search**  
USPC ..... D15/10, 11, 13-17, 22-26, 28, 31;  
D12/173; 56/13.3, 13.4, 15.8, 15.9,  
56/320.1; 180/89.1, 89.12, 900, 69.2,  
180/68.1, 69.1  
See application file for complete search history.

(56) **References Cited**

**U.S. PATENT DOCUMENTS**

|          |   |   |         |                   |       |        |
|----------|---|---|---------|-------------------|-------|--------|
| D483,383 | S | * | 12/2003 | Crookes et al.    | ..... | D15/31 |
| D488,489 | S | * | 4/2004  | Montgomery et al. | ..... | D15/31 |
| D495,344 | S | * | 8/2004  | Farlow et al.     | ..... | D15/31 |
| D495,345 | S | * | 8/2004  | Farlow et al.     | ..... | D15/31 |
| D527,742 | S | * | 9/2006  | Kuwae             | ..... | D15/31 |
| D527,743 | S | * | 9/2006  | Asada et al.      | ..... | D15/31 |
| D533,882 | S | * | 12/2006 | Higashikawa       | ..... | D15/31 |
| D537,090 | S | * | 2/2007  | Kuwae             | ..... | D15/31 |
| D537,455 | S | * | 2/2007  | Kuwae et al.      | ..... | D15/31 |
| D546,351 | S | * | 7/2007  | Arthur et al.     | ..... | D15/31 |
| D586,828 | S | * | 2/2009  | Staines et al.    | ..... | D15/31 |
| D591,777 | S | * | 5/2009  | Kokitkar et al.   | ..... | D15/31 |

|          |   |   |         |                   |       |        |
|----------|---|---|---------|-------------------|-------|--------|
| D596,205 | S | * | 7/2009  | Kawashiri et al.  | ..... | D15/31 |
| D602,507 | S | * | 10/2009 | Kushita           | ..... | D15/31 |
| D605,669 | S | * | 12/2009 | Matsumoto et al.  | ..... | D15/31 |
| D620,955 | S | * | 8/2010  | Krogh et al.      | ..... | D15/31 |
| D624,944 | S | * | 10/2010 | Major             | ..... | D15/31 |
| D631,489 | S | * | 1/2011  | Booth et al.      | ..... | D15/31 |
| D632,312 | S | * | 2/2011  | Booth et al.      | ..... | D15/31 |
| D642,598 | S | * | 8/2011  | Wikner et al.     | ..... | D15/31 |
| D655,318 | S | * | 3/2012  | Hagele et al.     | ..... | D15/31 |
| D668,695 | S | * | 10/2012 | Ringer            | ..... | D15/31 |
| D675,233 | S | * | 1/2013  | Kushita et al.    | ..... | D15/31 |
| D676,466 | S | * | 2/2013  | Ewringmann et al. | ..... | D15/31 |
| D680,562 | S | * | 4/2013  | Park              | ..... | D15/31 |

**FOREIGN PATENT DOCUMENTS**

|    |         |   |        |
|----|---------|---|--------|
| JP | 1444304 | S | 6/2012 |
| JP | 1444823 | S | 6/2012 |

\* cited by examiner

*Primary Examiner* — Mark Goodwin

(74) *Attorney, Agent, or Firm* — The Webb Law Firm

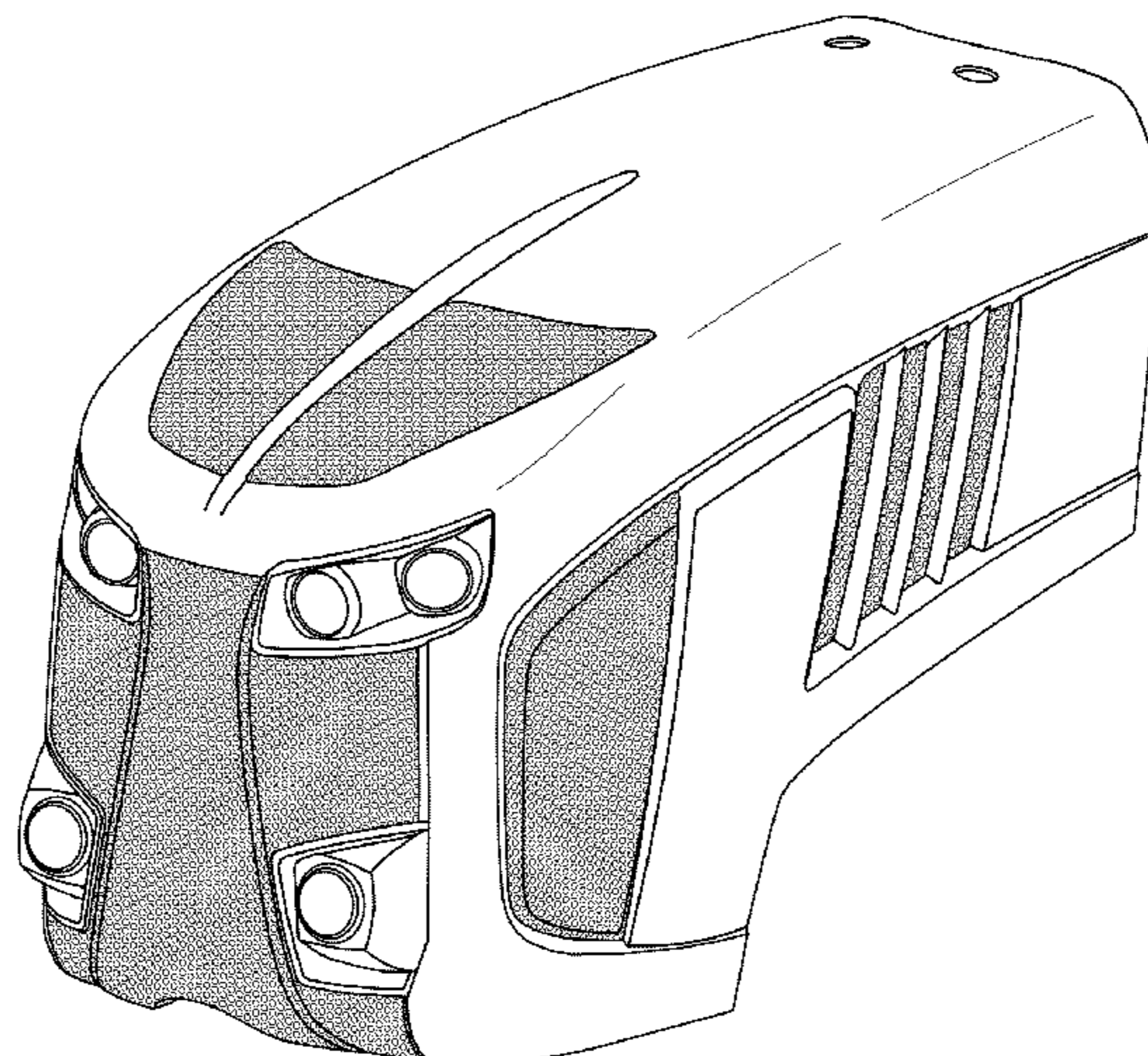
(57) **CLAIM**

The ornamental design for an engine hood for work machine, as shown and described.

**DESCRIPTION**

FIG. 1 is a front view of an engine hood for work machine showing our new design;  
FIG. 2 is a rear view thereof;  
FIG. 3 is a left side view thereof;  
FIG. 4 is a right side view thereof;  
FIG. 5 is a top view thereof;  
FIG. 6 is a bottom view thereof;  
FIG. 7 is an upper front left perspective view thereof; and,  
FIG. 8 is an upper rear left perspective view thereof in a condition of use.  
The broken lines shown in the views show portions of the engine hood for work machine that form no part of the claimed design.

**1 Claim, 8 Drawing Sheets**



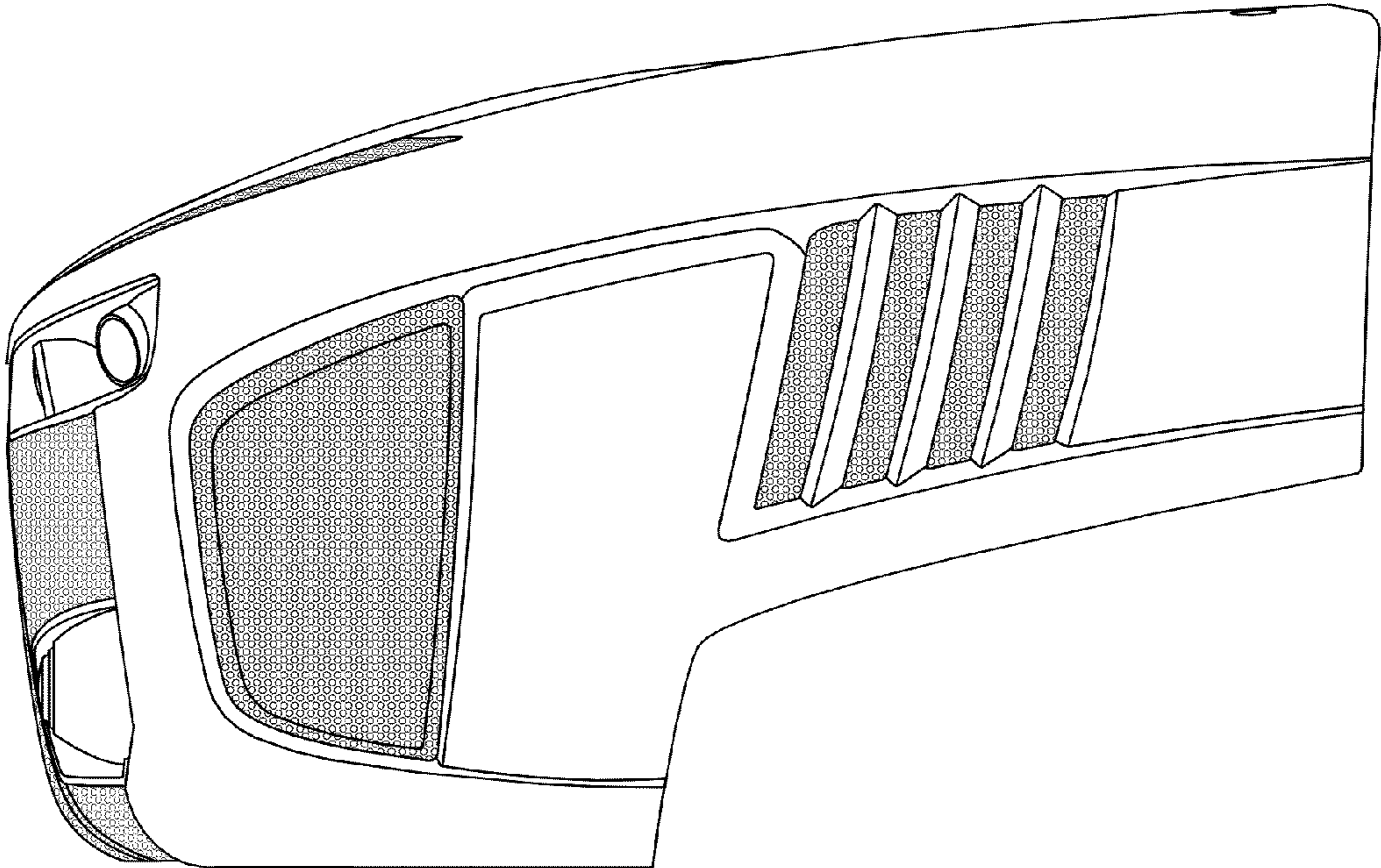


FIG. 1



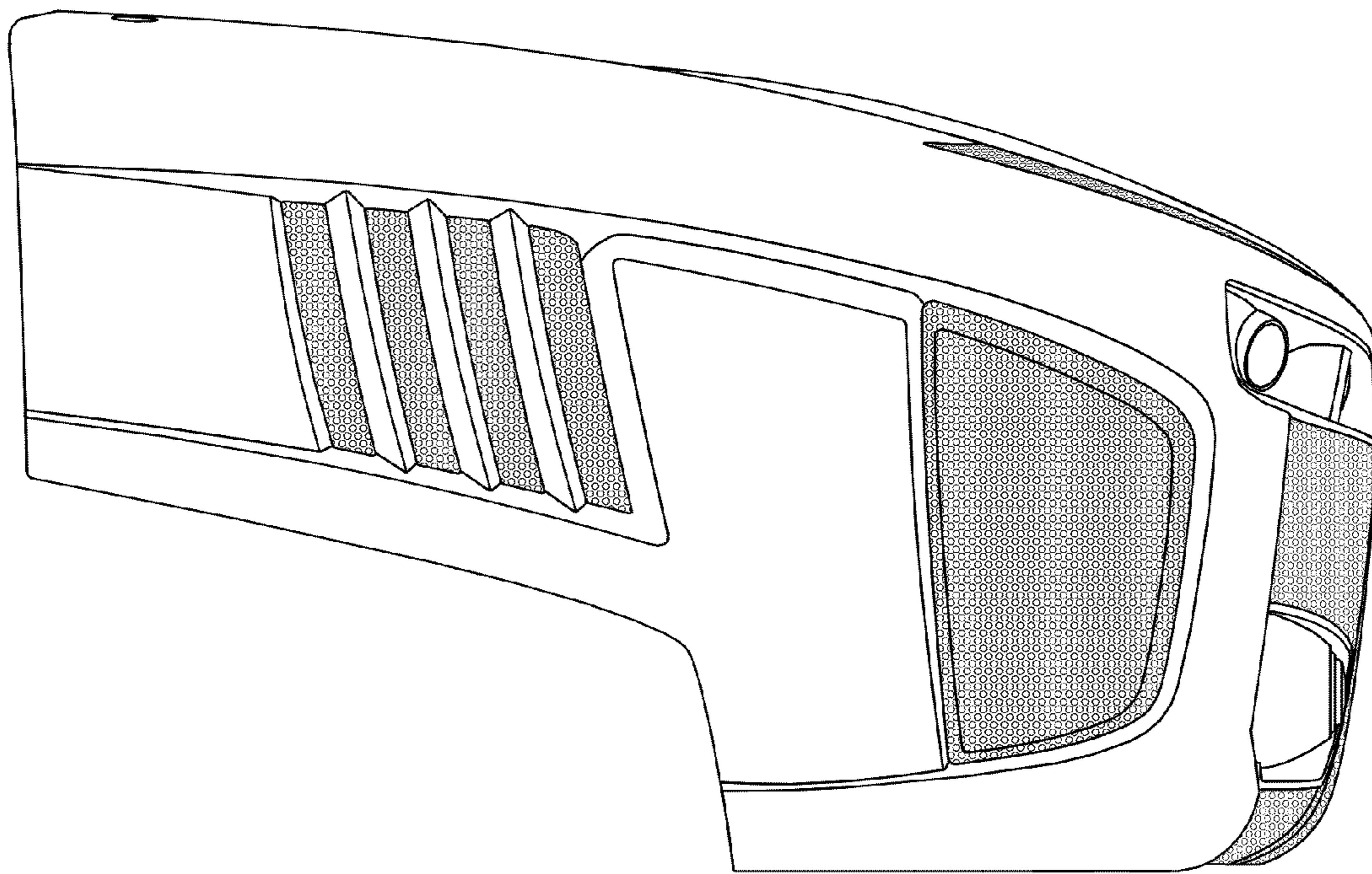
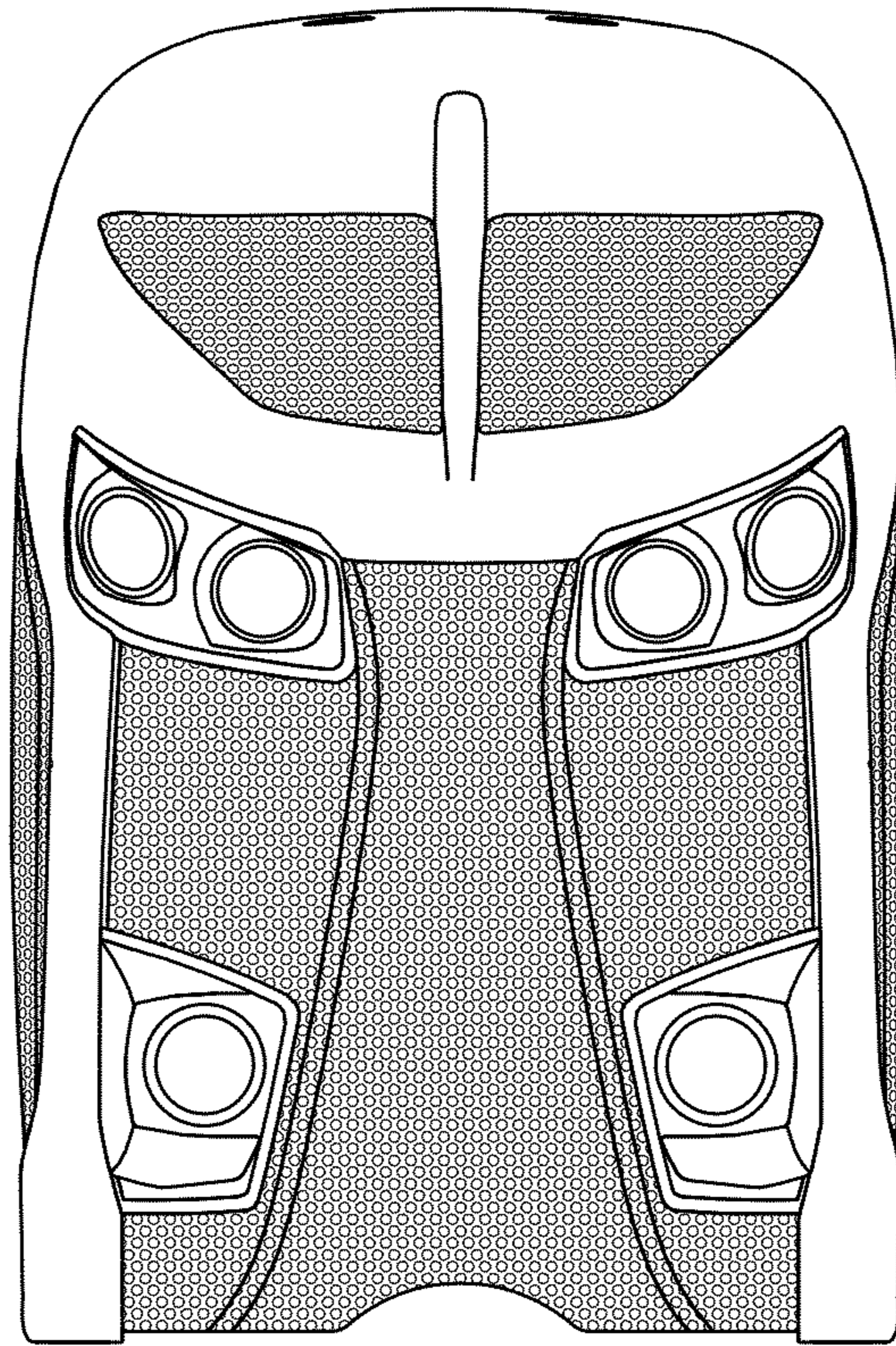
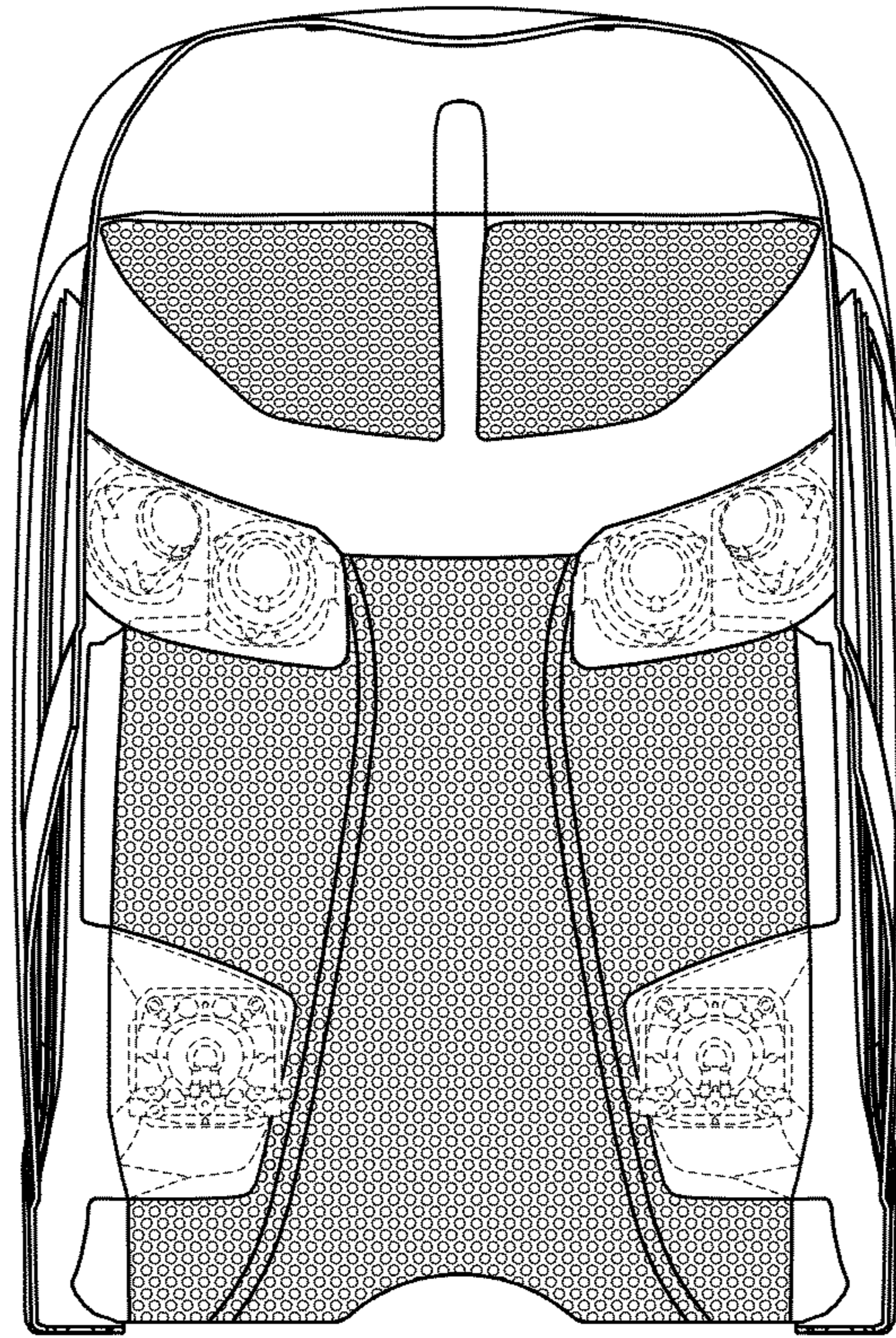


FIG. 2

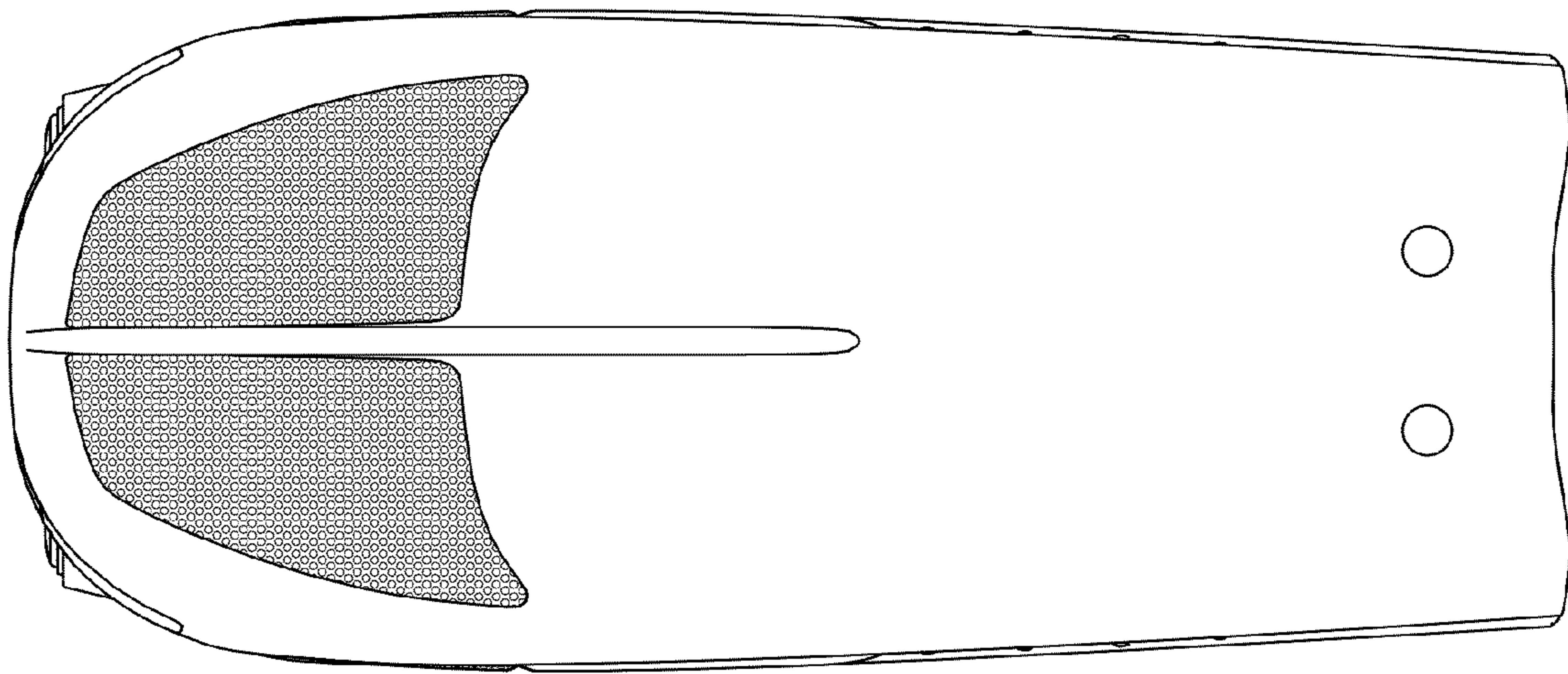


**FIG. 3**

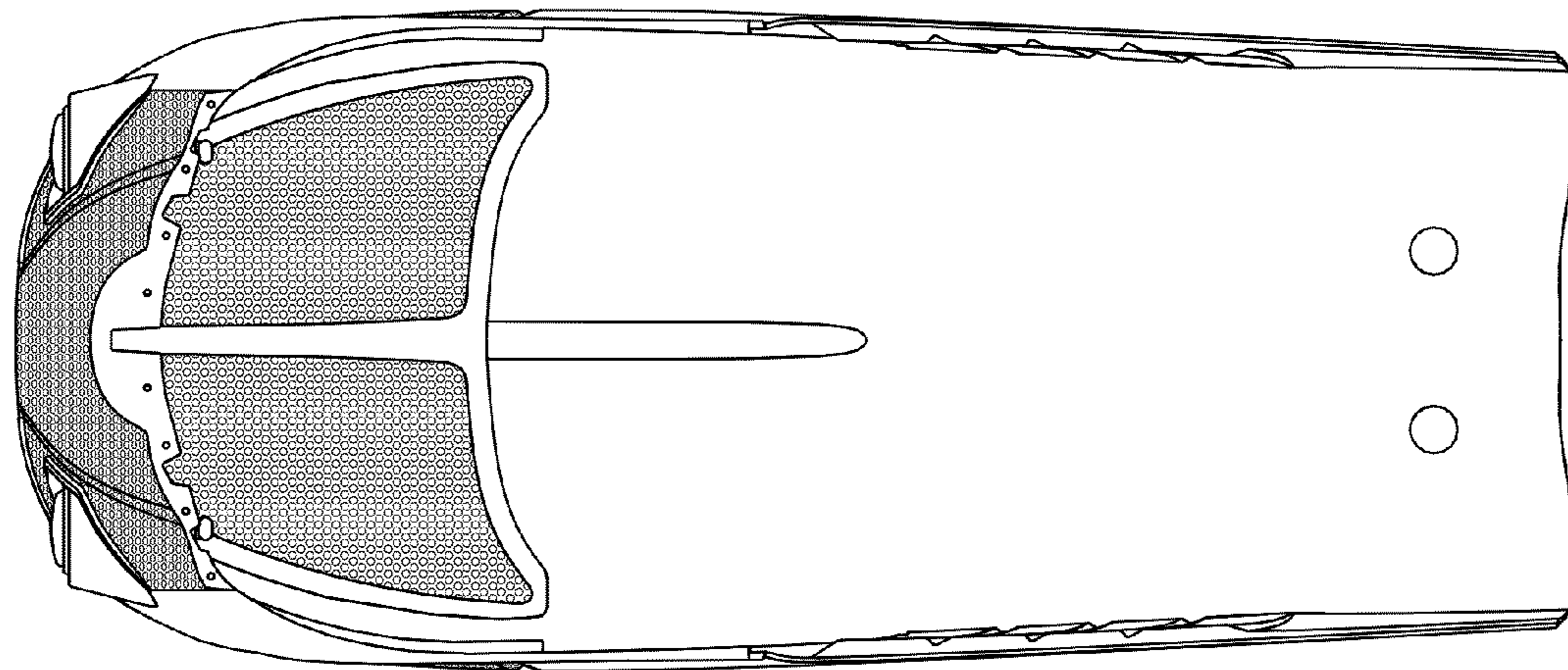




**FIG. 4**

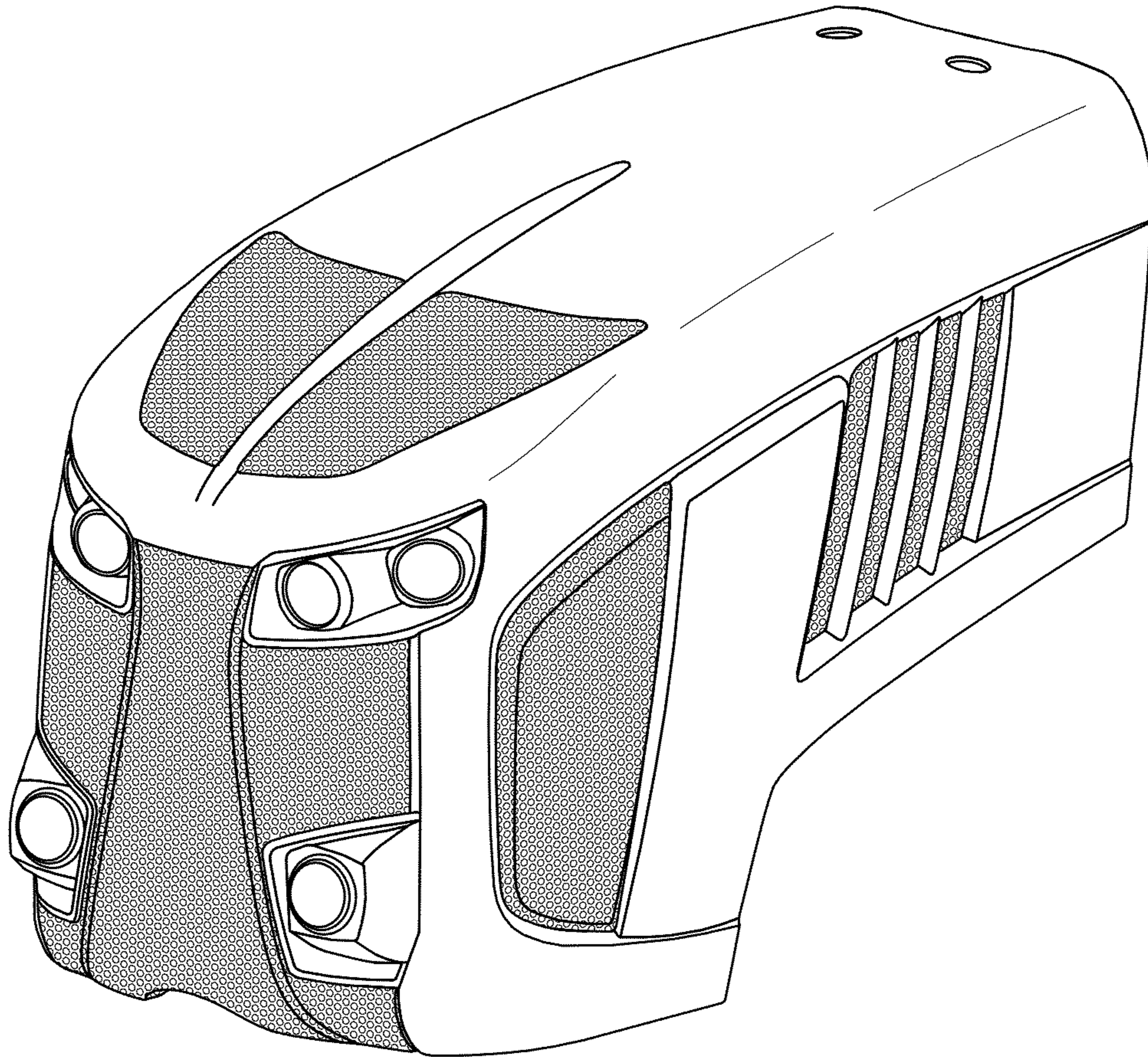


**FIG. 5**



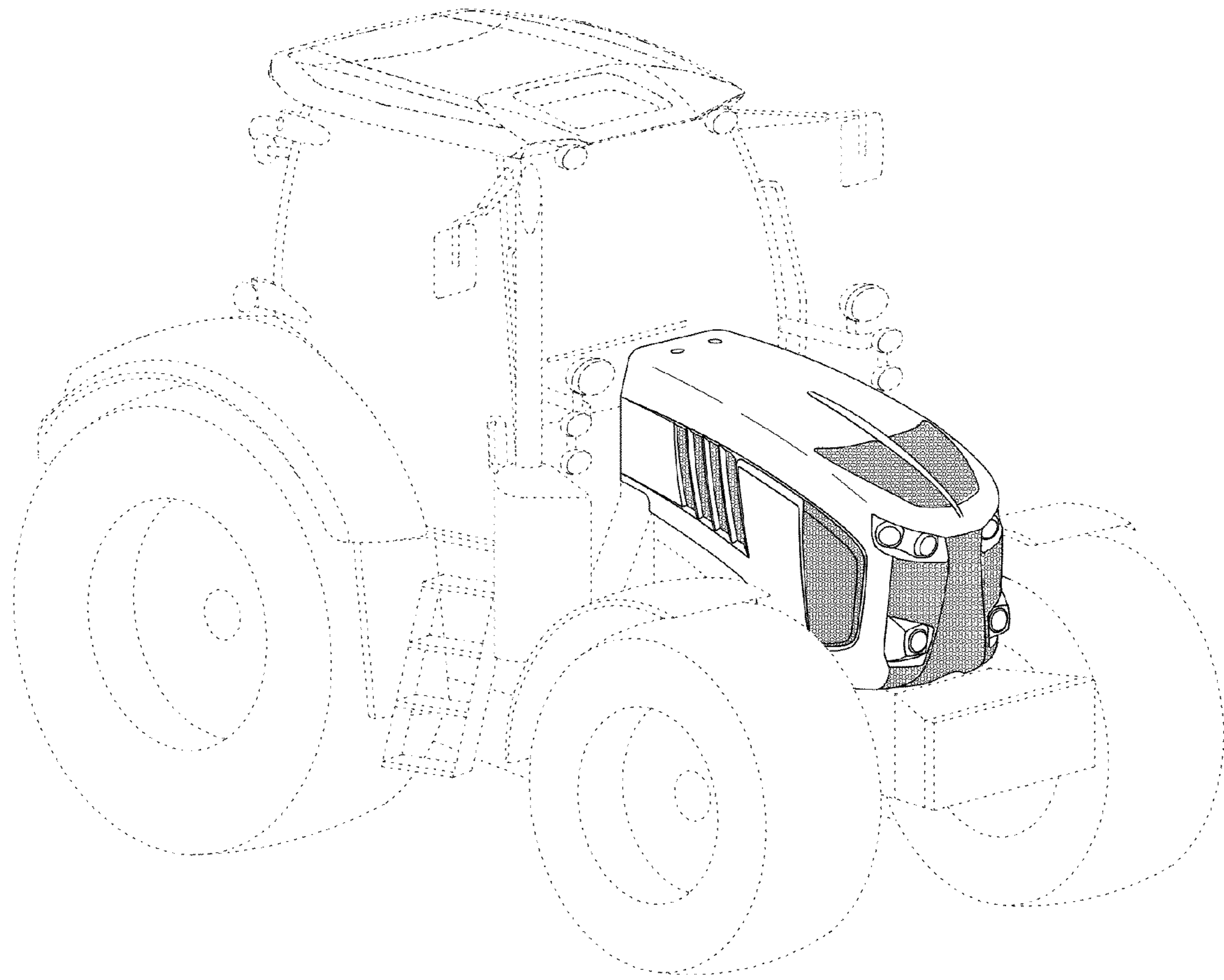
**FIG. 6**





**FIG. 7**





**FIG. 8**