



US00D733755S

(12) **United States Design Patent**
Kadosh

(10) **Patent No.:** **US D733,755 S**
(45) **Date of Patent:** **** Jul. 7, 2015**

- (54) **DISPLAY SCREEN OR PORTION THEREOF WITH A SET OF ICONS**
- (71) Applicant: **Sears Brands, L.L.C.**, Hoffman Estates, IL (US)
- (72) Inventor: **Itzik Kadosh**, Hertzeliya (IL)
- (73) Assignee: **SEARS BRANDS, L.L.C.**, Hoffman Estates, IL (US)
- (**) Term: **14 Years**
- (21) Appl. No.: **29/462,241**
- (22) Filed: **Jul. 31, 2013**
- (51) **LOC (10) Cl.** **14-04**
- (52) **U.S. Cl.**
USPC **D14/492; D14/495**
- (58) **Field of Classification Search**
USPC D14/485-495; D18/24-33; D20/11-28;
715/711-867, 961-978; 345/619, 627,
345/628, 635-689
CPC ... G06F 3/0481; G06F 3/048; G06F 3/04817;
G06F 3/04847; G06F 3/04812; G06F 3/0485
See application file for complete search history.

D676,859	S	*	2/2013	Shapiro	D14/486
D677,326	S	*	3/2013	Gleasant et al.	D18/27
D681,676	S	*	5/2013	Phelan	D14/495
D688,695	S	*	8/2013	Gardner et al.	D14/489
D695,309	S	*	12/2013	Lee	D14/491
D700,208	S	*	2/2014	Phelan et al.	D14/488
D706,816	S	*	6/2014	Holz et al.	D14/489
D706,818	S	*	6/2014	Edwards et al.	D14/489
D711,404	S	*	8/2014	Song et al.	D14/486
D711,410	S	*	8/2014	Talbot et al.	D14/486
D716,827	S	*	11/2014	Dowd	D14/486
D716,836	S	*	11/2014	Pai et al.	D14/487
2004/0073615	A1	*	4/2004	Darling	709/206
2006/0122916	A1	*	6/2006	Kassan	705/27
2009/0265657	A1	*	10/2009	Bamford et al.	715/786
2011/0302537	A1	*	12/2011	Dweck et al.	715/853
2012/0072866	A1	*	3/2012	Imai et al.	715/804
2012/0151344	A1	*	6/2012	Humphrey et al.	715/716

(Continued)

Primary Examiner — Karen E. Eldridge Powers
Assistant Examiner — Jennifer L Rempfer
 (74) *Attorney, Agent, or Firm* — McAndrews Held & Malloy, Ltd.

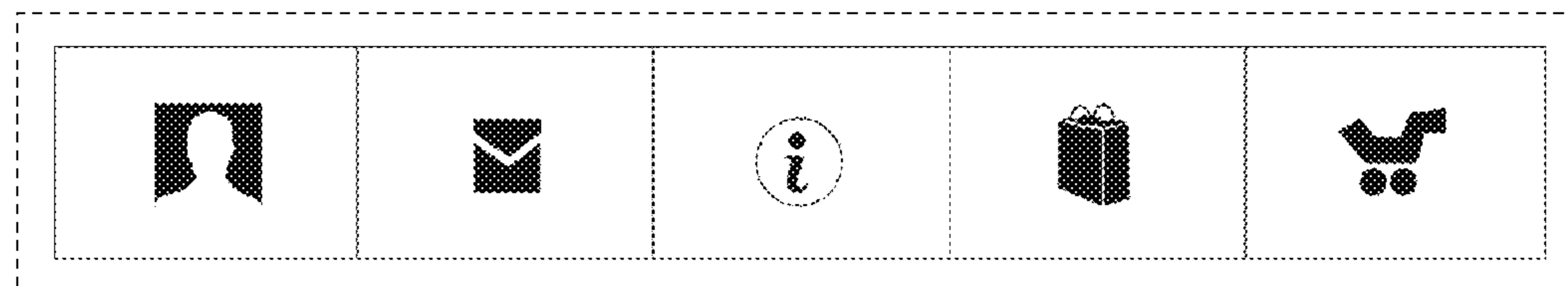

(57) **CLAIM**
 The ornamental design for a display screen or portion thereof with a set of icons, as shown and described.

DESCRIPTION

FIG. 1 is a front view of a first embodiment of a display screen or portion thereof with a set of icons showing our new design; FIG. 2 is a front view of another embodiment of a display screen or portion thereof with a set of icons showing our new design; and, FIG. 3 is a front view of another embodiment of a display screen or portion thereof with a set of icons showing our new design. The broken line drawings of the display screen are for environmental purposes only and form no part of the claimed design.

1 Claim, 3 Drawing Sheets

- (56) **References Cited**
U.S. PATENT DOCUMENTS
- D396,224 S * 7/1998 Ryan D14/488
- D450,711 S * 11/2001 Istvan et al. D14/486
- 6,965,926 B1 * 11/2005 Shapiro et al. 709/219
- 7,171,468 B2 * 1/2007 Yeung et al. 709/225
- D576,173 S * 9/2008 Oshiro et al. D14/486
- D593,116 S * 5/2009 Garcia et al. D14/487
- D594,468 S * 6/2009 Bamford et al. D14/488
- D612,393 S * 3/2010 Rechin et al. D14/487
- D616,897 S * 6/2010 Chaudhri et al. D14/489
- D638,432 S * 5/2011 Flik et al. D14/486
- D652,840 S * 1/2012 Morsa D14/487
- D671,135 S * 11/2012 Arnold et al. D14/487
- D674,840 S * 1/2013 Van Den Broecke et al. . D18/56



US D733,755 S

Page 2

(56)

References Cited

U.S. PATENT DOCUMENTS

2012/0304108 A1* 11/2012 Jarrett et al. 715/781
2014/0359436 A1* 12/2014 Kim et al. 715/702

2012/0297330 A1* 11/2012 Meyers et al. 715/772 * cited by examiner




FIG. 1

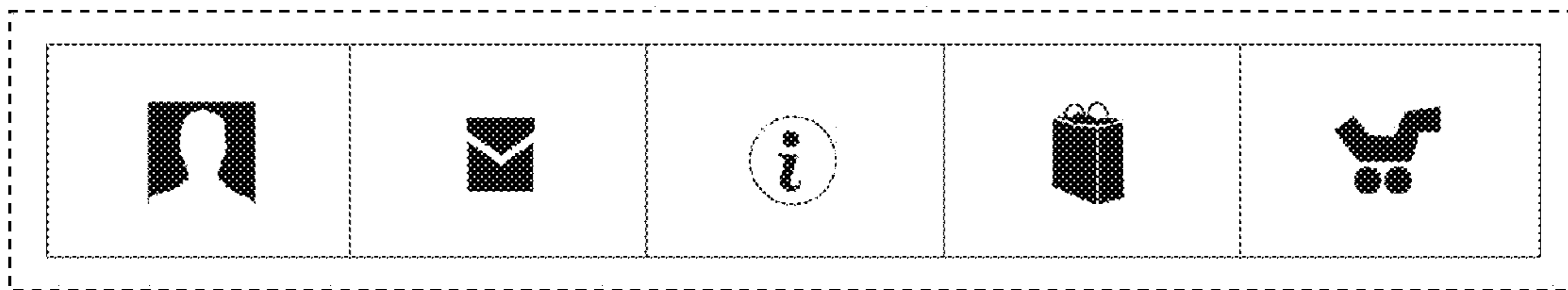


FIG. 2

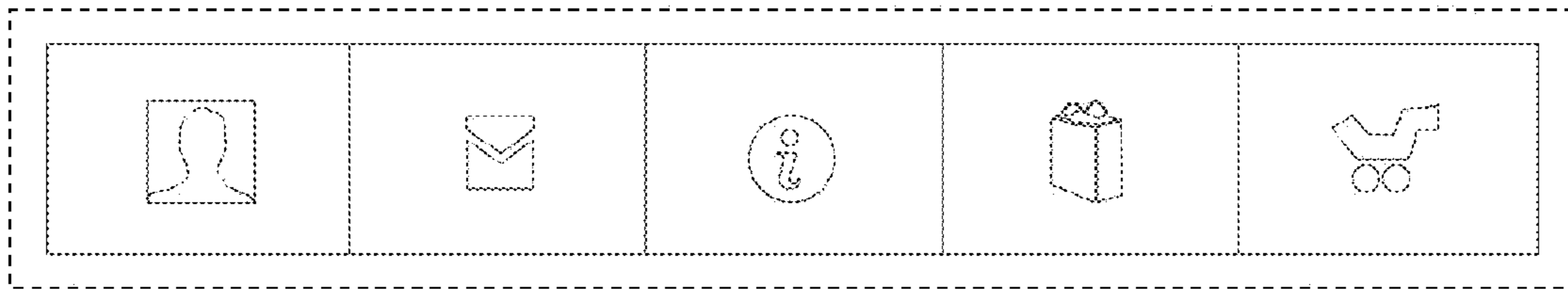


FIG. 3