



US00D733745S

(12) **United States Design Patent**  
**Huang**

(10) **Patent No.:** **US D733,745 S**

(45) **Date of Patent:** **\*\* Jul. 7, 2015**

(54) **PORTION OF A DISPLAY SCREEN WITH GRAPHICAL USER INTERFACE**

(71) Applicant: **Tencent Technology (Shenzhen) Company Limited**, Shenzhen, Guangdong (CN)

(72) Inventor: **Song Huang**, Guangdong (CN)

(73) Assignee: **Tencent Technology (Shenzhen) Company Limited** (CN)

(\*\*) Term: **14 Years**

(21) Appl. No.: **29/473,698**

(22) Filed: **Nov. 25, 2013**

(51) **LOC (10) Cl.** ..... **14-04**

(52) **U.S. Cl.**  
USPC ..... **D14/487**

(58) **Field of Classification Search**  
USPC ..... D14/485–495; 715/825, 833, 973, 974, 715/977  
CPC ..... G06F 3/04855; G06F 3/0485; G06F 2203/04806; G06F 3/0842; G06F 3/0481; G06F 3/0484; G06F 3/048; G06F 3/0482  
See application file for complete search history.

(56) **References Cited**

**U.S. PATENT DOCUMENTS**

8,253,704	B2 *	8/2012	Jang	345/173
8,582,955	B2 *	11/2013	Chang et al.	386/248
2011/0145745	A1 *	6/2011	Hyeon et al.	715/769
2012/0105351	A1 *	5/2012	Yang et al.	345/173
2013/0088450	A1 *	4/2013	Takase et al.	345/173
2013/0212503	A1 *	8/2013	Zalewski et al.	715/765
2013/0212504	A1 *	8/2013	Zalewski et al.	715/765
2014/0085325	A1 *	3/2014	Tsukada	345/589

2014/0109002	A1 *	4/2014	Kimball et al.	715/800
2014/0192083	A1 *	7/2014	Kagaya	345/629
2014/0201633	A1 *	7/2014	Jiao et al.	715/716
2014/0229830	A1 *	8/2014	Schmehl	715/716
2014/0298233	A1 *	10/2014	Petty et al.	715/771
2014/0298244	A1 *	10/2014	Kim	715/780
2014/0359447	A1 *	12/2014	Kannan et al.	715/720

\* cited by examiner

*Primary Examiner* — Sheryl Lane

(74) *Attorney, Agent, or Firm* — Design IP

(57) **CLAIM**

The ornamental design for a portion of a display screen with graphical user interface, as shown and described.

**DESCRIPTION**

FIG. 1 is a front view of a first embodiment of a portion of a display screen with graphical user interface showing my new design;

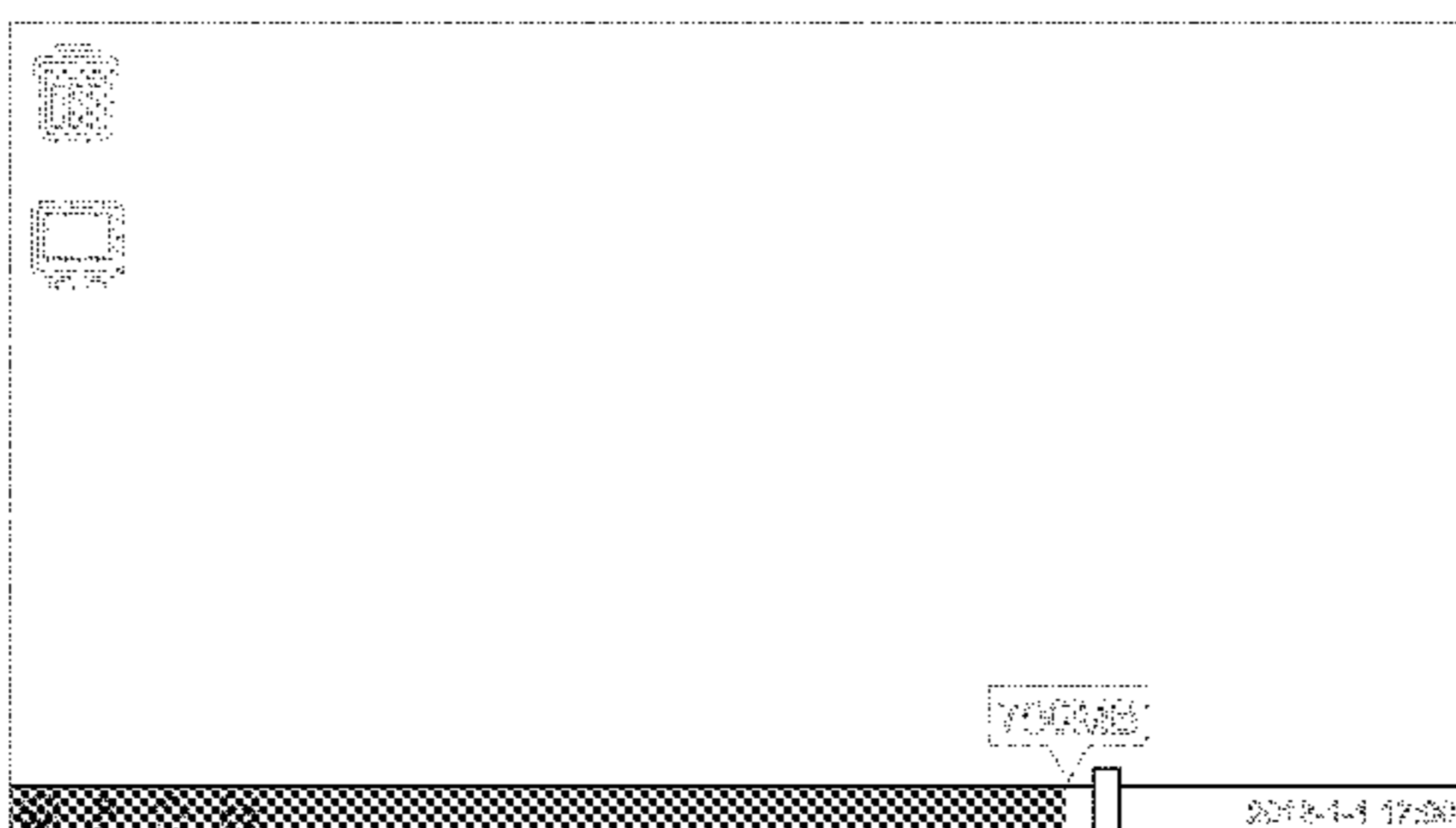
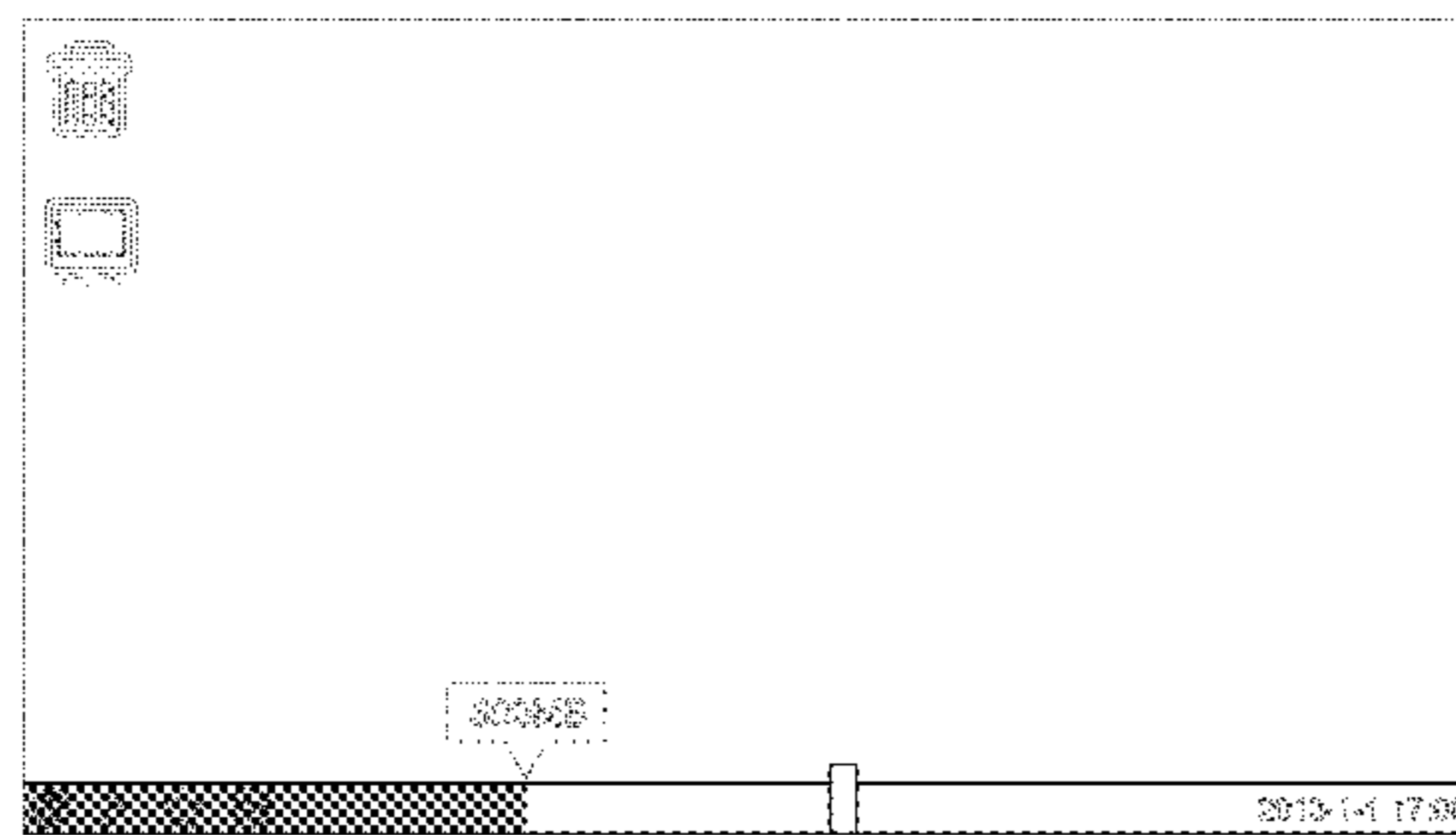
FIG. 2 is a front view of a second embodiment of a portion of a display screen with graphical user interface showing my design;

FIG. 3 is a front view of a third embodiment of a portion of a display screen with graphical user interface showing my new design; and,

FIG. 4 is a front view of a fourth embodiment of a portion of a display screen with graphical user interface showing my design.

The broken line showing of a portion of a display screen in FIGS. 1 through 4 forms no part of the claimed design. The broken line showing of text and portions of the graphical user interface in FIGS. 1 through 4 represents environmental subject matter and forms no part of the claimed design. The greyscale shaded portion of the claimed horizontal bar represents a shade that is different and/or darker than the unshaded portion of the claimed horizontal bar.

**1 Claim, 4 Drawing Sheets**



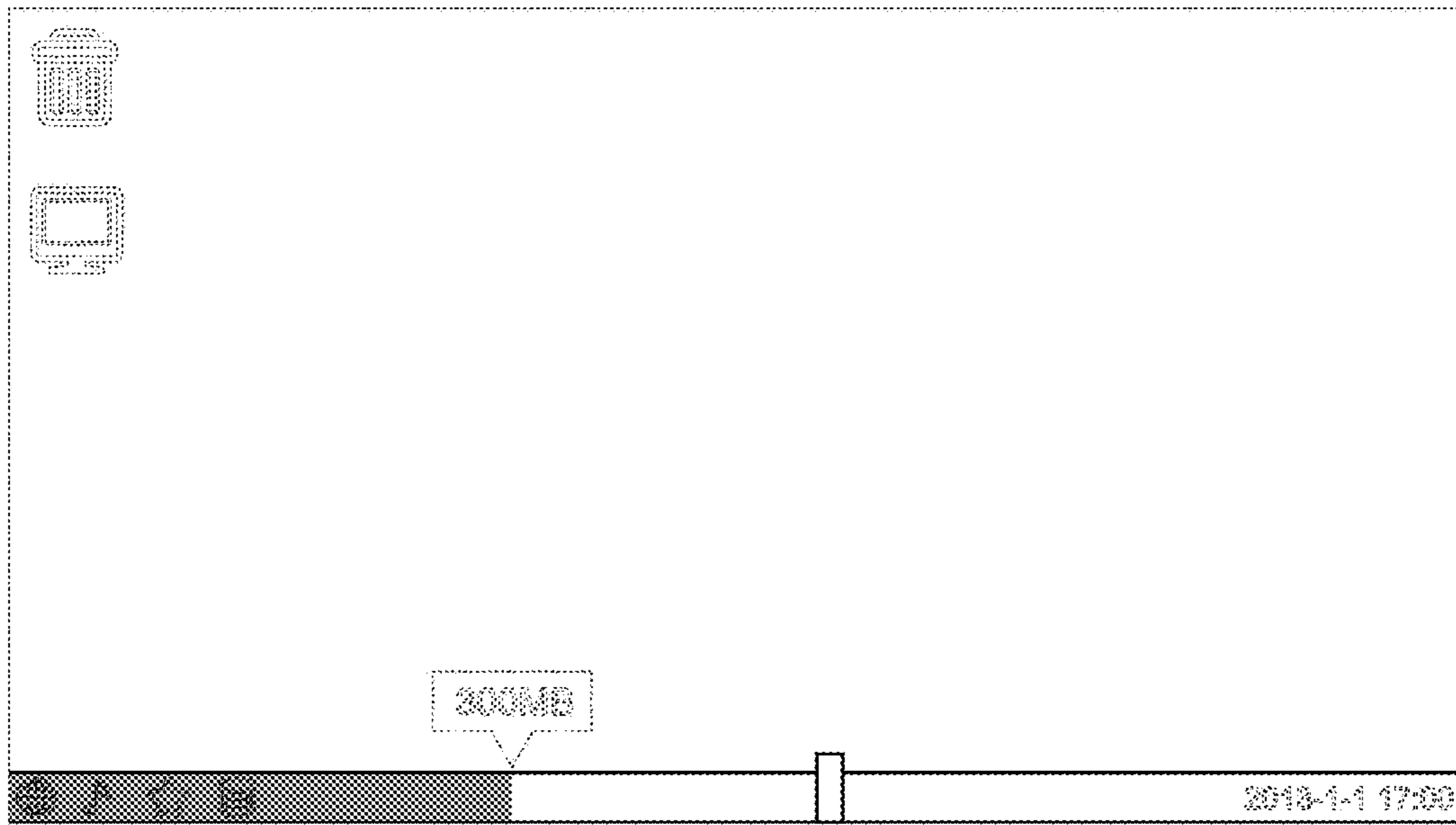


FIG. 1




FIG. 2

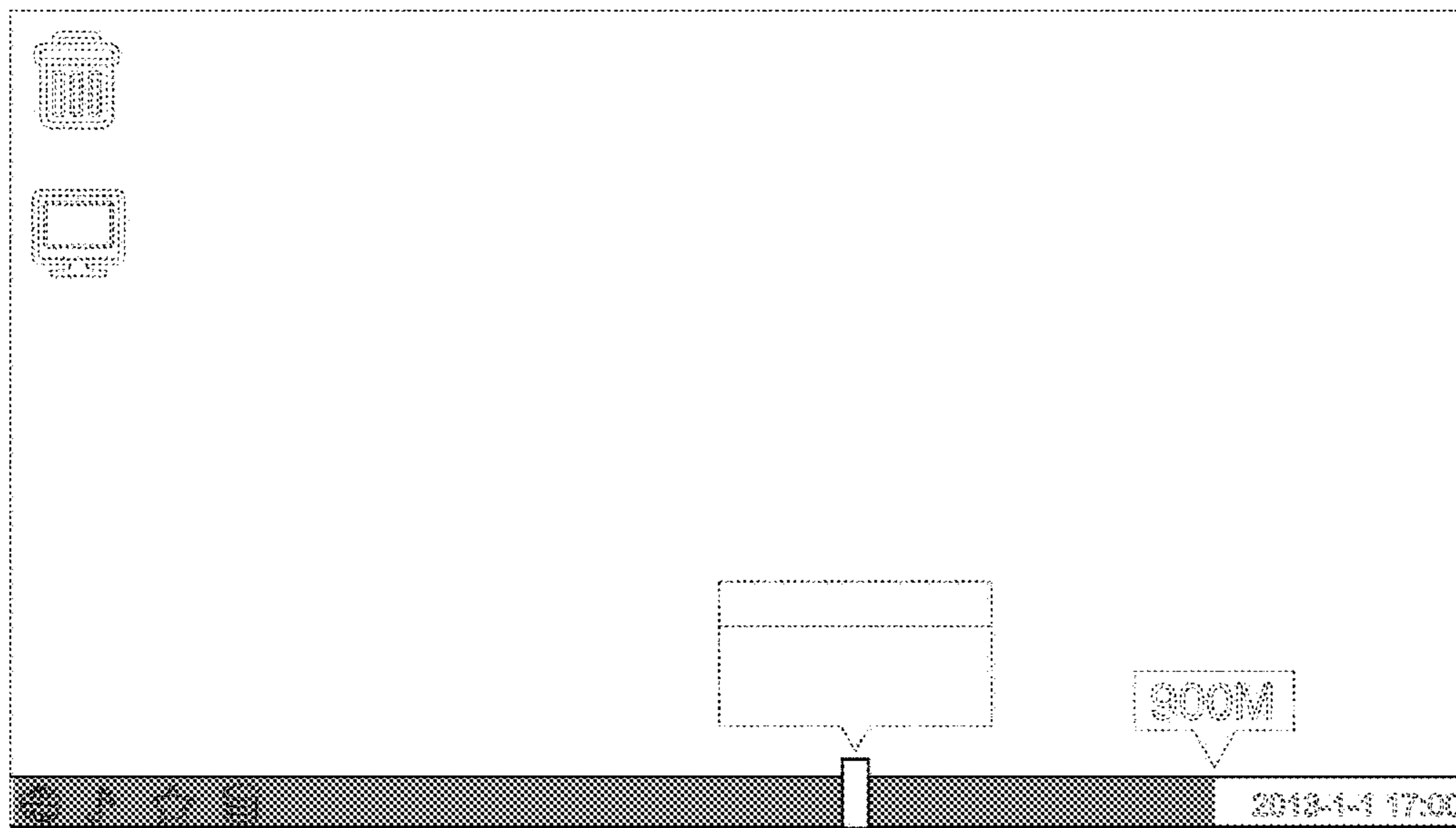


FIG. 3




FIG. 4