

US00D733726S

(12) **United States Design Patent**
Seo et al.

(10) **Patent No.:** **US D733,726 S**
(45) **Date of Patent:** **** Jul. 7, 2015**

(54) **TV DISPLAY SCREEN WITH AN ANIMATED GRAPHICAL USER INTERFACE**

(75) Inventors: **Jangwon Seo**, Incheon (KR); **Hee-Jeong Bae**, Kyunggi-do (KR); **YongHwan Kwon**, Kyunggi-do (KR); **Yoojin Choi**, Seoul (KR); **Woo-Seok Hwang**, Seoul (KR); **Myungkwan Choi**, Kyunggi-do (KR)

(73) Assignee: **Samsung Electronics Co., Ltd.**, Suwon-Si (KR)

(**) Term: **14 Years**

(21) Appl. No.: **29/429,152**

(22) Filed: **Aug. 7, 2012**

(51) **LOC (10) Cl.** **14-04**

(52) **U.S. Cl.**
USPC **D14/486**

(58) **Field of Classification Search**
USPC D14/485–495
CPC G06F 3/048; G06F 3/0481; G06F 3/04817
See application file for complete search history.

(56) **References Cited**

U.S. PATENT DOCUMENTS

D467,252	S	*	12/2002	Lee	D14/486
D557,270	S	*	12/2007	Fletcher	D14/487
D558,221	S	*	12/2007	Nagata et al.	D14/488
D602,496	S	*	10/2009	Takano et al.	D14/486
D614,191	S	*	4/2010	Takano et al.	D14/486
D630,648	S	*	1/2011	Tokunaga et al.	D14/487
D638,852	S	*	5/2011	Skidmore et al.	D14/488
D653,672	S	*	2/2012	Friedlander	D14/487
D666,625	S	*	9/2012	Gilmore et al.	D14/485
D667,023	S	*	9/2012	Friedlander et al.	D14/487

D667,835	S	*	9/2012	Chaudhri	D14/486
D670,722	S	*	11/2012	Yang et al.	D14/486
D679,723	S	*	4/2013	Tanghe	D14/487
D681,048	S	*	4/2013	Freiberger	D14/486
D685,810	S	*	7/2013	Way et al.	D14/486
D687,053	S	*	7/2013	Rodenhouse et al.	D14/486
D691,626	S	*	10/2013	Philopoulos	D14/486
D693,360	S	*	11/2013	Gardner et al.	D14/486
D693,841	S	*	11/2013	Velasco et al.	D14/488
D695,303	S	*	12/2013	Stovicek et al.	D14/486
D697,939	S	*	1/2014	Lee et al.	D14/486
D698,359	S	*	1/2014	Ray	D14/485
D707,693	S	*	6/2014	Satterfield et al.	D14/486
D707,694	S	*	6/2014	Satterfield et al.	D14/486
D711,417	S	*	8/2014	Wen	D14/487

* cited by examiner

Primary Examiner — Kevin Rudzinski

(74) *Attorney, Agent, or Firm* — Ladas & Parry LLP

(57) **CLAIM**

The ornamental design for a TV display screen with an animated graphical user interface, as shown and described.

DESCRIPTION

FIG. 1 is a front side view of a first image of the TV display screen with an animated graphical user interface showing our new design; and,

FIG. 2 is a front side view of a second image of the TV display screen with graphical user interface showing our new design. The appearance of the image transitions sequentially between the images shown in FIGS. 1-2. The process or period in which an image transitions to another forms no part of the claimed design.

The broken lines shown in drawings illustrate portions of the TV, display screen and graphical user interface that form no part of the claimed design.

1 Claim, 2 Drawing Sheets

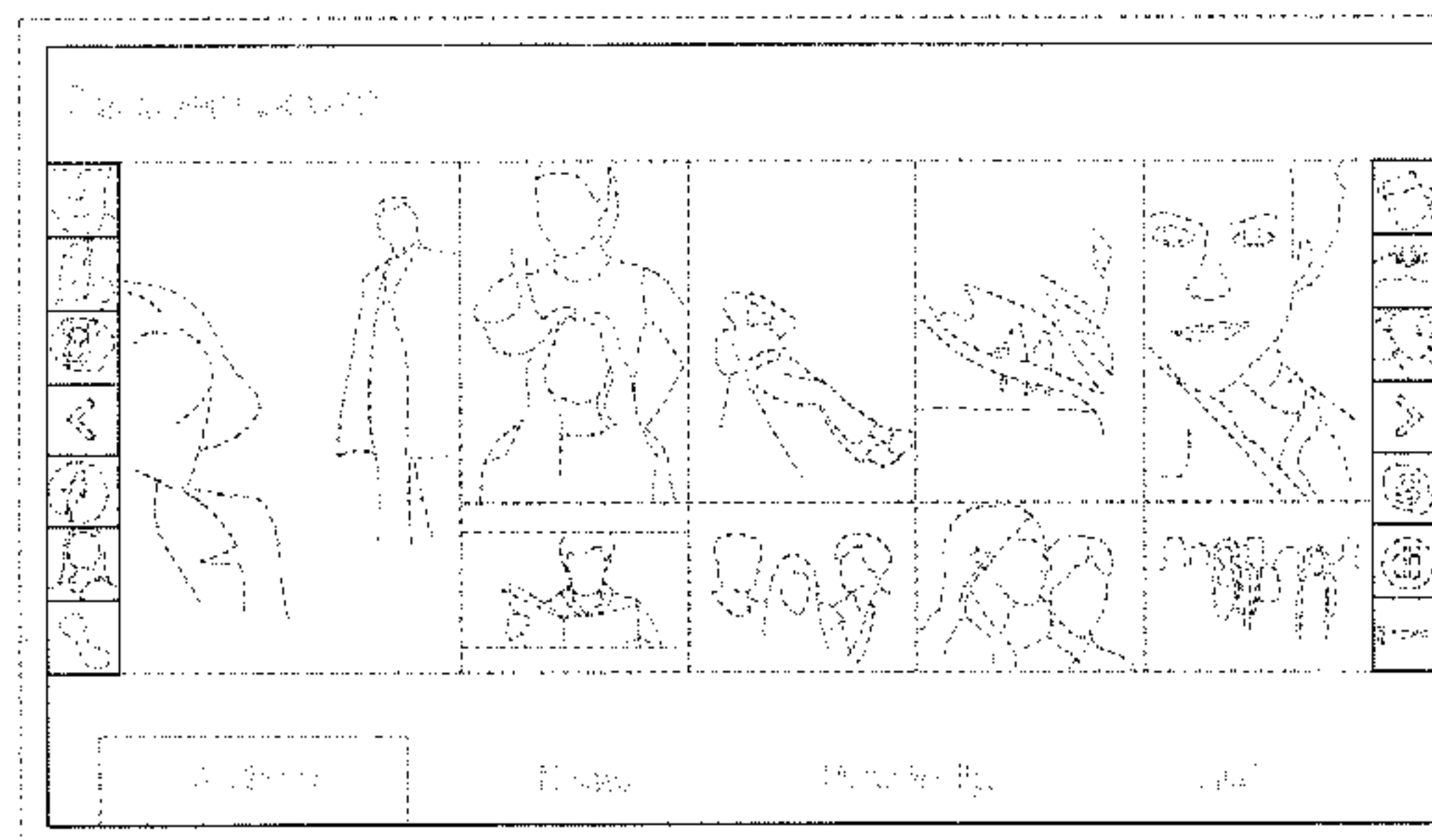
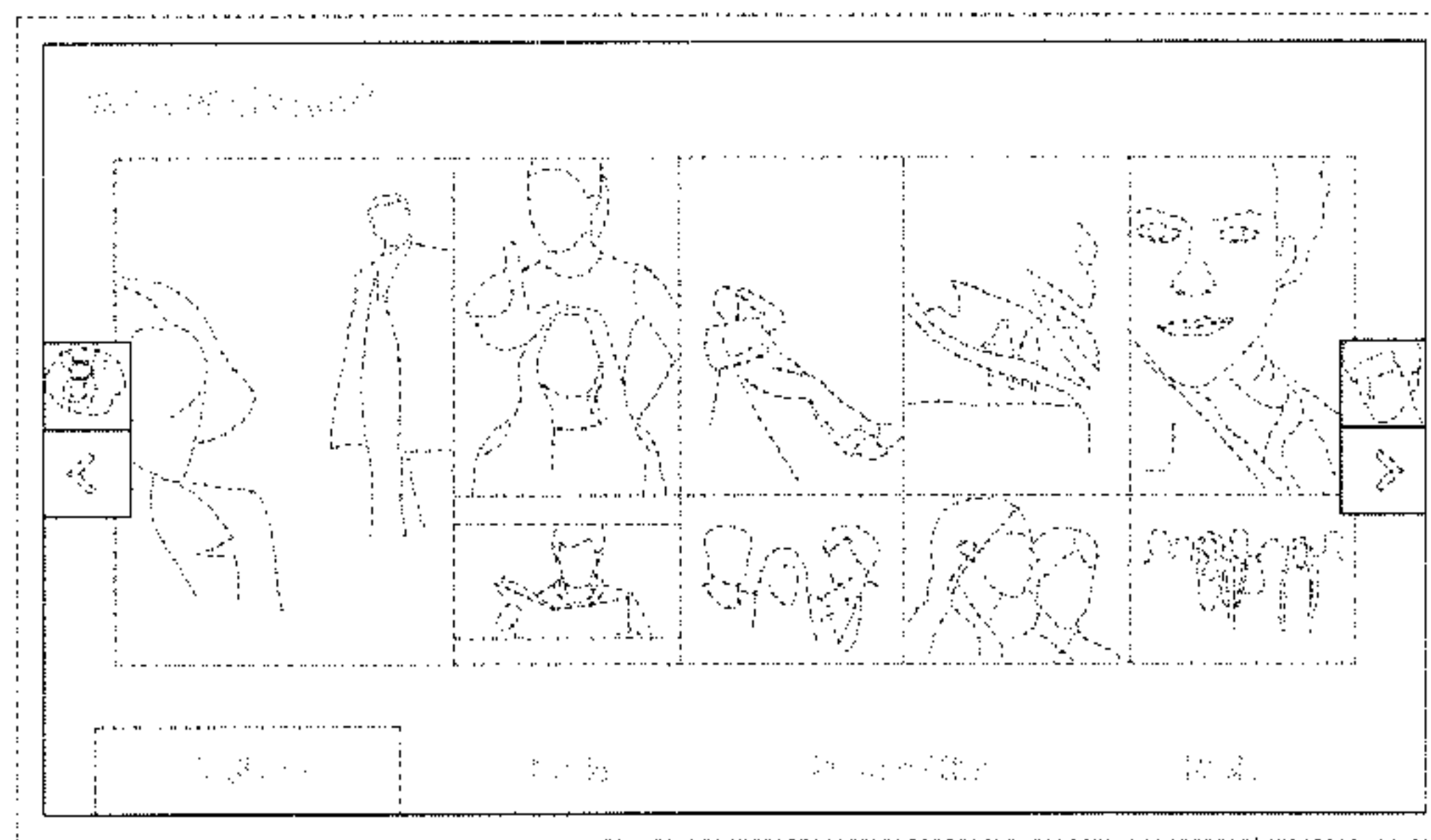


FIG. 1




FIG. 2

