



US00D733703S

(12) **United States Design Patent**
Yum et al.

(10) **Patent No.:** **US D733,703 S**
(45) **Date of Patent:** **** Jul. 7, 2015**

(54) **ALL-IN-ONE COMPUTER**

(71) Applicant: **Samsung Electronics Co., Ltd.**,
Suwon-si (KR)

(72) Inventors: **Sung-Jin Yum**, Seoul (KR); **Ji-Sang Park**, Yongin-si (KR); **Yeo-Wan Yun**,
Seongnam-si (KR)

(73) Assignee: **SAMSUNG ELECTRONICS CO., LTD.** (KR)

(**) Term: **14 Years**

(21) Appl. No.: **29/468,852**

(22) Filed: **Oct. 3, 2013**

(30) **Foreign Application Priority Data**

Jun. 11, 2013 (KR) 30-2013-0030094

(51) **LOC (10) Cl.** **14-02**

(52) **U.S. Cl.**
USPC **D14/336; D14/374**

(58) **Field of Classification Search**
USPC D14/371-375, 125-129, 336, 337, 451,
D14/457; 341/12; 345/104, 156, 168, 173;
348/180, 184, 325, 739; 349/1, 2, 11,
349/62; 361/679.05-679.07, 679.21;
D6/300, 308

See application file for complete search history.

(56) **References Cited**

U.S. PATENT DOCUMENTS

7,249,747 B2* 7/2007 Marceau et al. 248/346.04

D573,118 S * 7/2008 Yang et al. D14/126
D676,437 S * 2/2013 Akana et al. D14/315
2013/0044411 A1* 2/2013 Zhen et al. 361/679.01

* cited by examiner

Primary Examiner — Freda S Nunn

(74) *Attorney, Agent, or Firm* — Cantor Colburn LLP

(57) **CLAIM**

The ornamental design for an all-in-one computer, as shown and described.

DESCRIPTION

FIG. 1 is a top rear perspective view of an all-in-one computer showing our new design;

FIG. 2 is a front view thereof;

FIG. 3 is a rear view thereof;

FIG. 4 is a left side view thereof;

FIG. 5 is a right side view thereof;

FIG. 6 is a top view thereof;

FIG. 7 is a bottom view thereof;

FIG. 8 is another rear view thereof, showing a more clearly visible speaker portion; and,

FIG. 9 is an enlarged view of the encircled portion A as shown in FIG. 3.

The broken lines illustrating portions of the all-in-one computer are for environmental purposes only and form no part of the claimed design.

In addition, the dash-dot line represents a boundary along which a portion of a stand of the all-in-one computer is removed. The dash-dot line is intended to show the speaker portion more clearly, and forms no part of the claimed design.

1 Claim, 6 Drawing Sheets




FIG.1

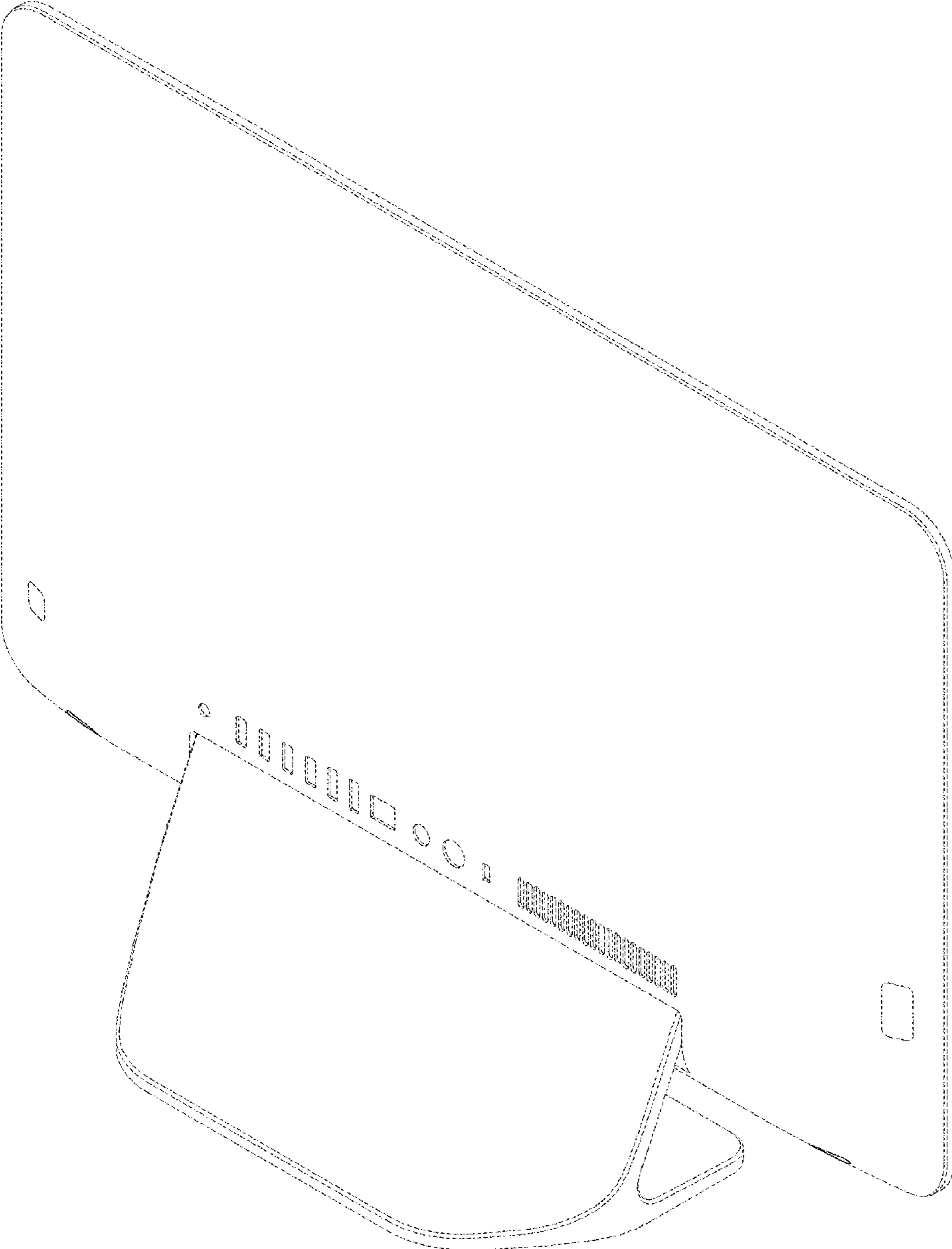


FIG.2




FIG.3

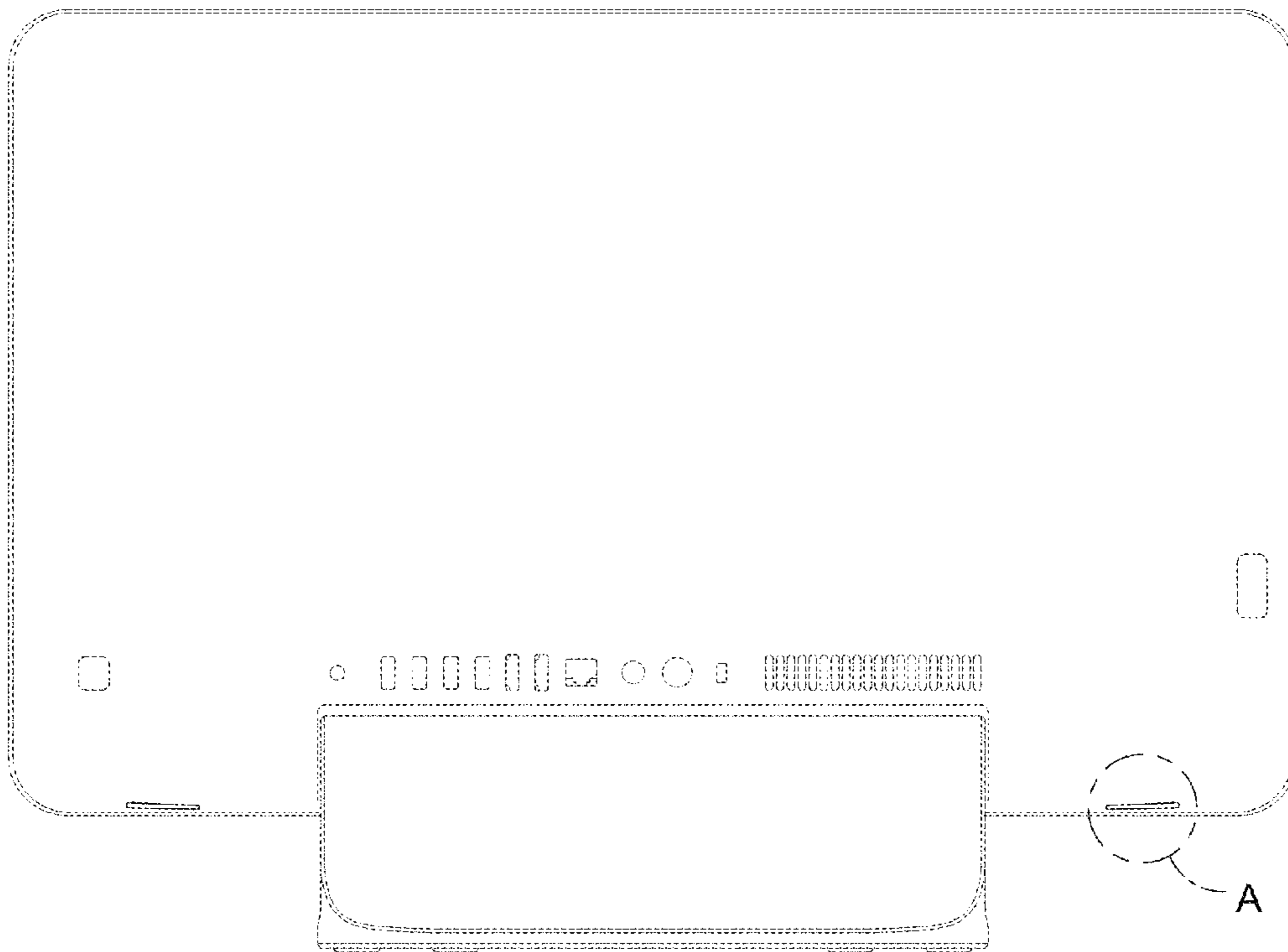


FIG.4

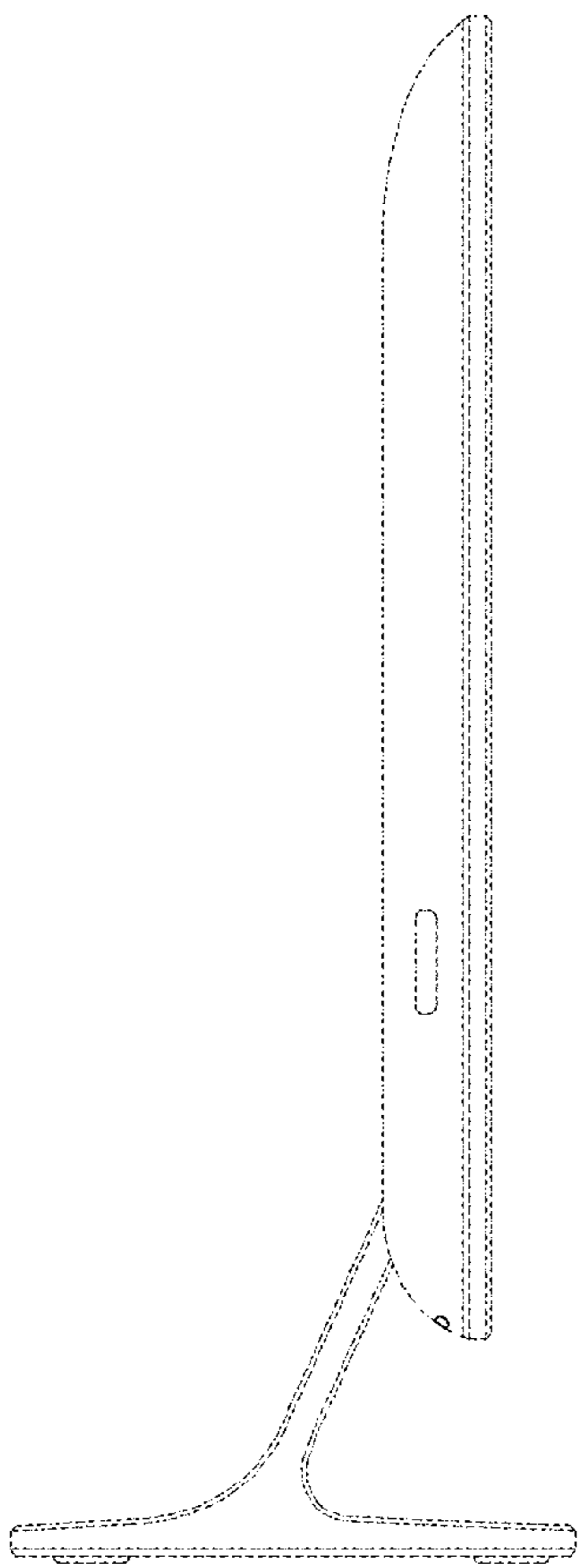


FIG.5




FIG.6



FIG.7



FIG.8

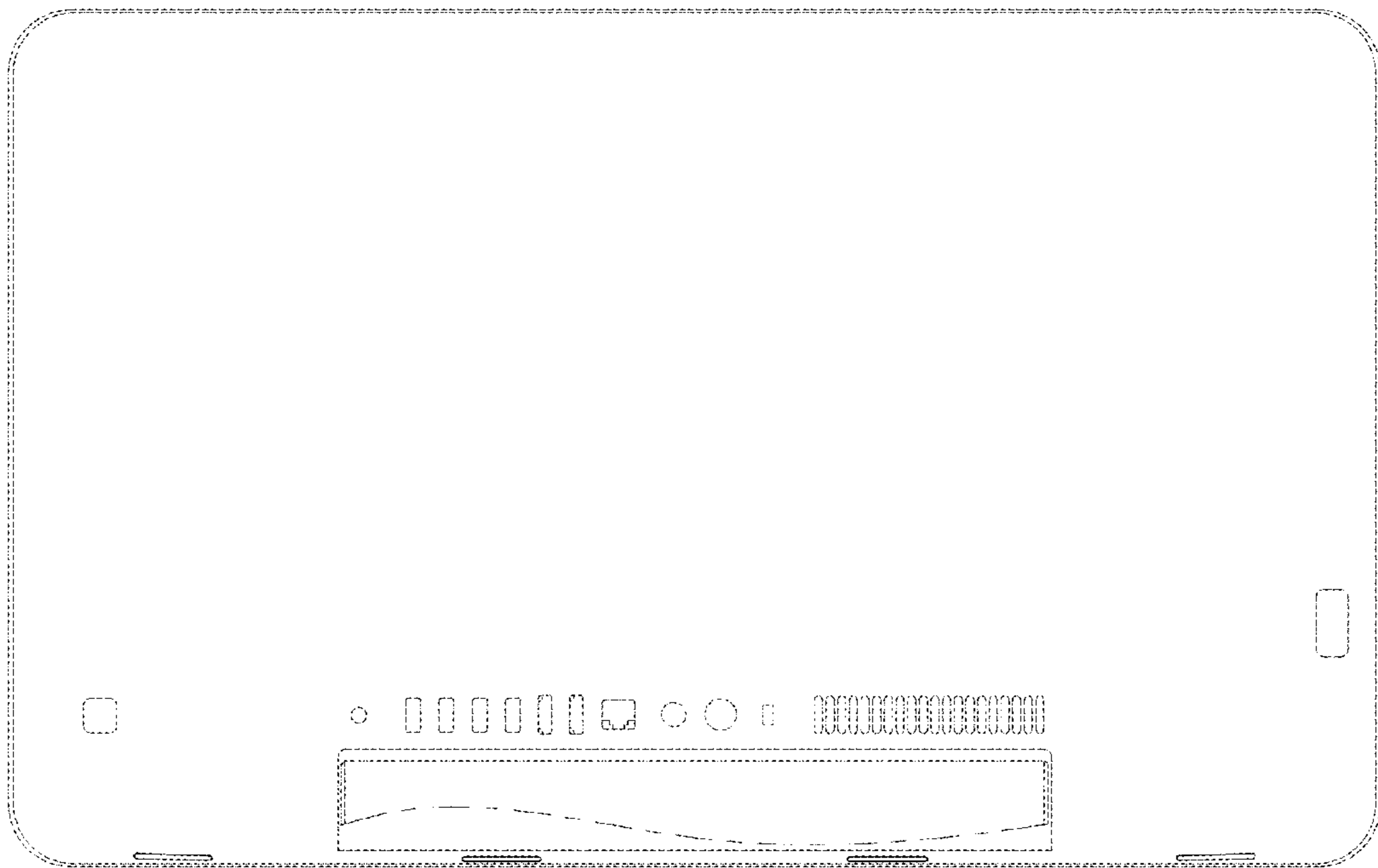


FIG.9

