

US00D733683S

(12) **United States Design Patent**
Faerber et al.

(10) **Patent No.:** **US D733,683 S**
(45) **Date of Patent:** **** Jul. 7, 2015**

(54) **MINI WIRELESS SPEAKER**

(71) Applicant: **ZAGG Intellectual Property Holding Co.**, Salt Lake City, UT (US)

(72) Inventors: **Paul Faerber**, Pleasant Groove, UT (US); **Jeffrey Allen King**, Kaysville, UT (US)

(73) Assignee: **ZAGG Intellectual Property Holding Co.**, Salt Lake City, UT (US)

(**) Term: **14 Years**

(21) Appl. No.: **29/481,182**

(22) Filed: **Feb. 3, 2014**

(51) **LOC (10) Cl.** **14-03**

(52) **U.S. Cl.**
USPC **D14/215**

(58) **Field of Classification Search**
USPC D14/167, 168, 170–172, 188, 194–196, D14/204, 207, 209.1, 210–216, 219, 221, D14/222, 224, 496, 137; 181/143, 144, 147, 181/148, 150, 153, 157, 198, 199; 381/300–303, 306, 332, 333, 336, 345, 381/361–364, 386–388; 369/6–12
CPC B60R 11/0217; G06F 1/1688; H04M 1/03; H04M 1/035; H04R 1/02; H04R 1/06; H04R 1/021; H04R 1/025; H04R 1/026; H04R 1/028; H04R 1/105; H04R 1/323; H04R 1/403; H04R 1/2803; H04R 1/2834; H04R 5/02; H04R 7/20; H04R 9/06; H04R 9/025; H04R 2201/021; H04R 2400/00; H04R 2400/07; H04R 2499/11; H04R 2499/13; H04R 2499/15; H04S 3/00; H04S 7/30

See application file for complete search history.

(56) **References Cited**

U.S. PATENT DOCUMENTS

D197,466 S *	2/1964	Spilman	D14/225
D241,854 S *	10/1976	Noyes	D14/225
D373,318 S *	9/1996	Berch et al.	D10/106.1
D486,807 S *	2/2004	Takayama et al.	D14/137
D487,733 S *	3/2004	Lucaci et al.	D14/138 AC
D489,704 S *	5/2004	Kim	D14/188
D490,069 S *	5/2004	Lee	D14/188
D508,511 S *	8/2005	Christou et al.	D16/218
D522,494 S *	6/2006	Tyneski et al.	D14/216
D524,292 S *	7/2006	Tyneski et al.	D14/216
D527,374 S *	8/2006	Tyneski et al.	D14/216
D535,284 S *	1/2007	Peng	D14/188
D537,978 S *	3/2007	Chen	D27/148
D572,220 S *	7/2008	Tran et al.	D14/137
D600,228 S *	9/2009	Finney et al.	D14/138 AC
D616,464 S *	5/2010	Park	D14/496
D622,685 S *	8/2010	Garra et al.	D14/137
D636,423 S *	4/2011	Ogino et al.	D16/202
D660,827 S *	5/2012	Sakata	D14/225
D717,260 S *	11/2014	Kang et al.	D14/137

* cited by examiner

Primary Examiner — Keli L Hill

(74) *Attorney, Agent, or Firm* — Thorpe North & Western, LLP

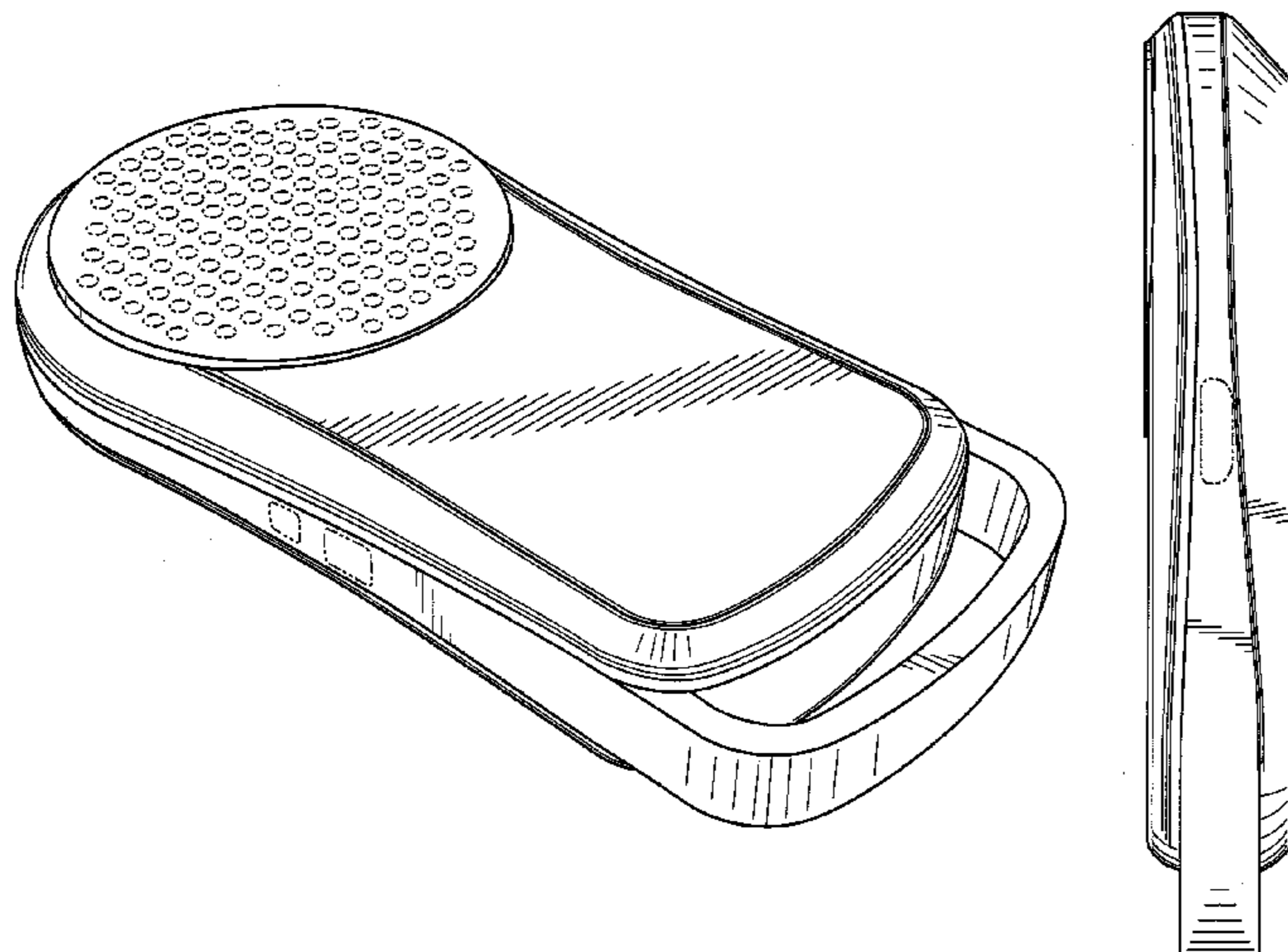
(57) **CLAIM**

The ornamental design for the mini wireless speaker, as shown and described.

DESCRIPTION

FIG. 1 is a rear perspective view of the mini wireless speaker in accordance with the invention;
FIG. 2 is a top plan view thereof;
FIG. 3 is a bottom plan view thereof;
FIG. 4 is a right side elevation view thereof;
FIG. 5 is a left side elevation view thereof;
FIG. 6 is a front elevation view thereof; and,
FIG. 7 is a rear elevation view thereof.
The broken lines shown are included for the purpose of illustrating portions of the mini wireless speaker that form no part of the claim.

1 Claim, 3 Drawing Sheets



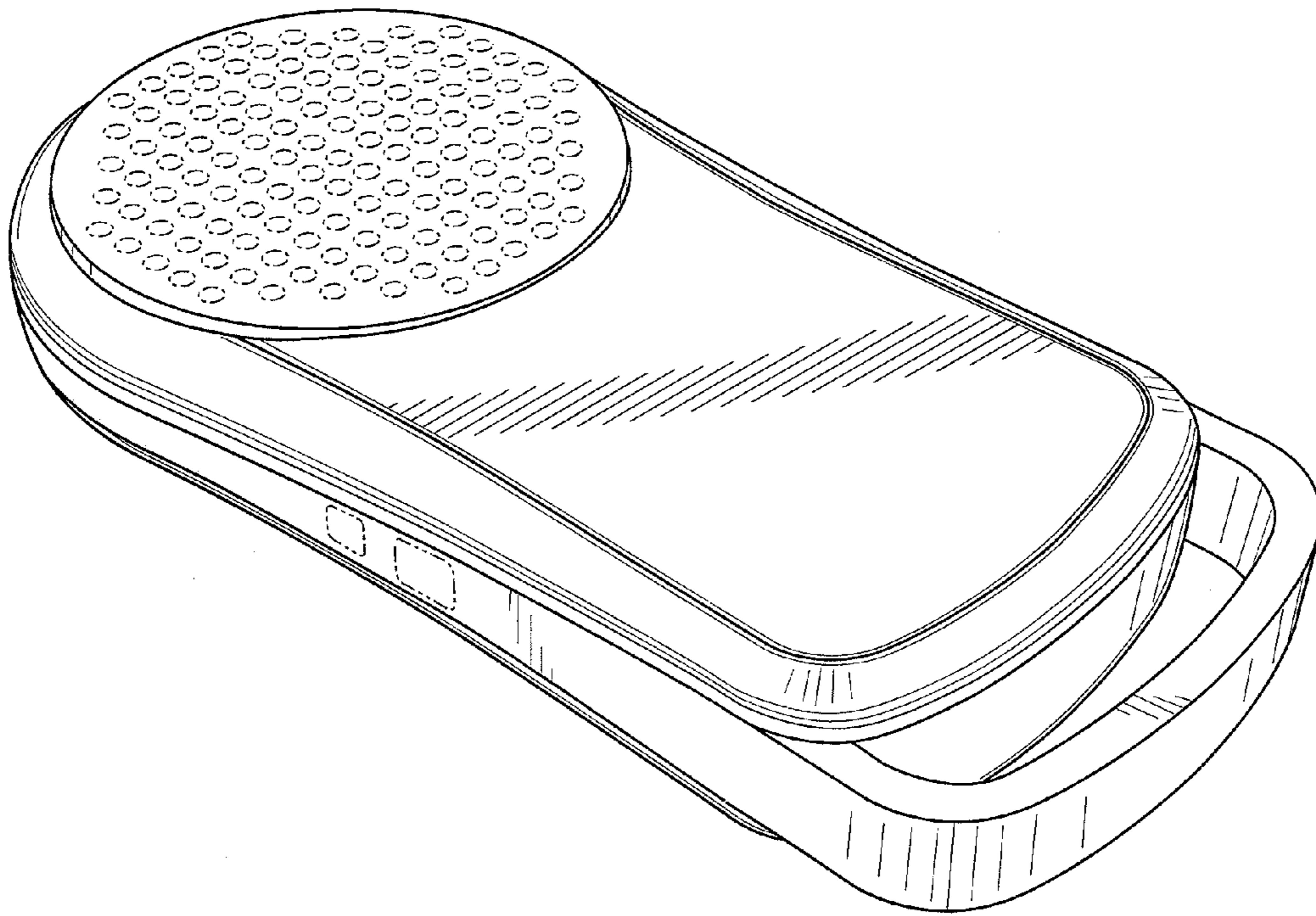


FIG. 1

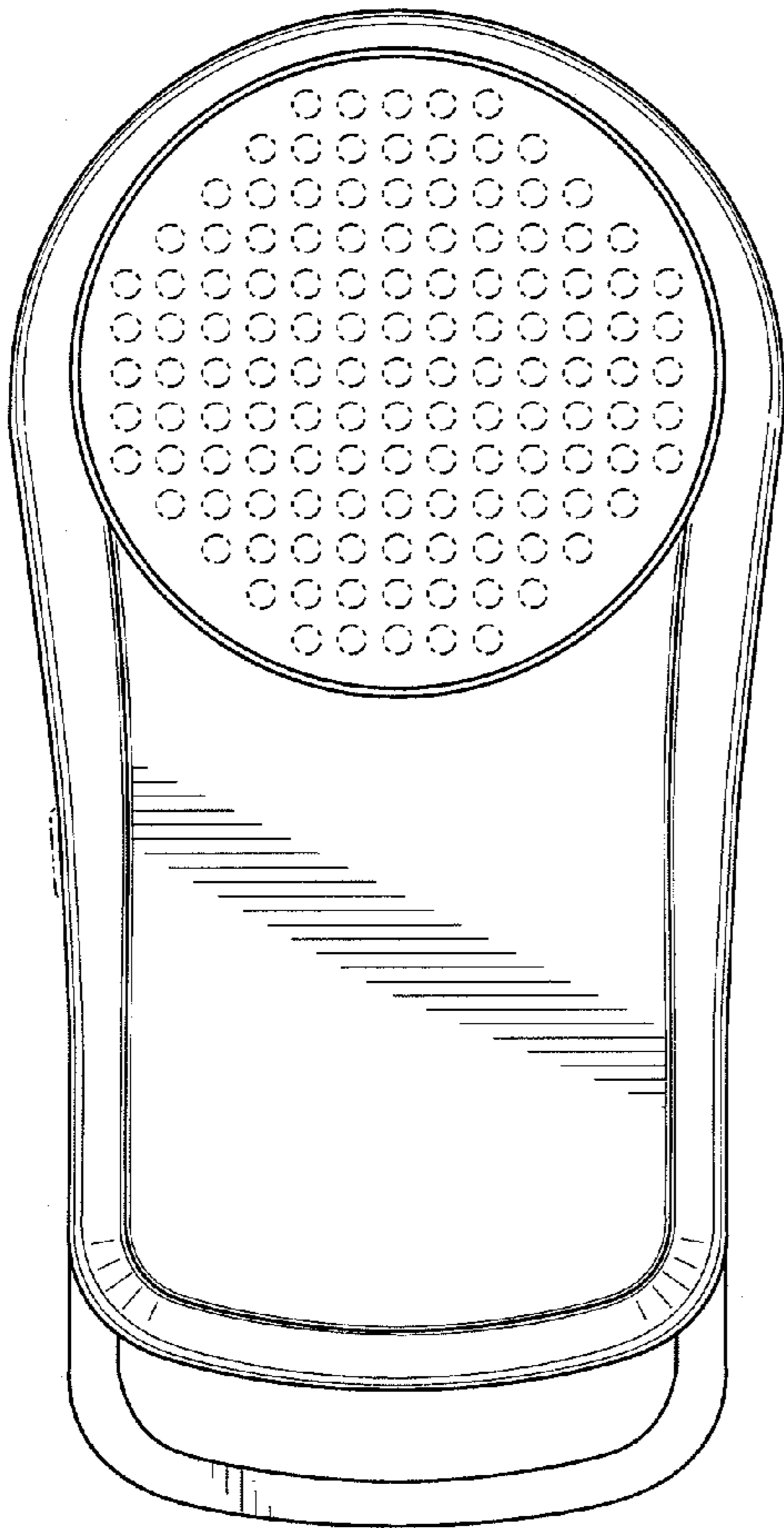


FIG. 2

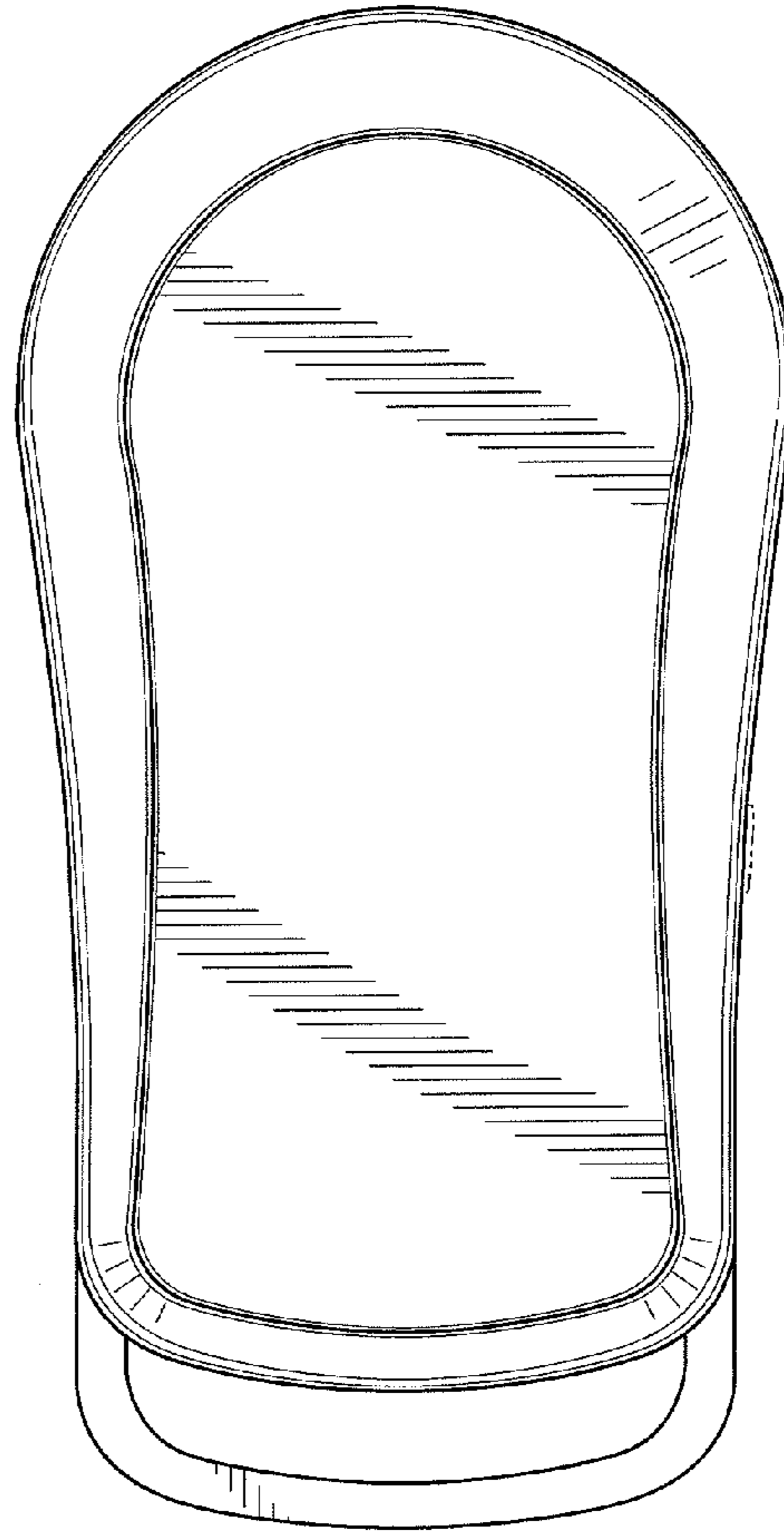


FIG. 3

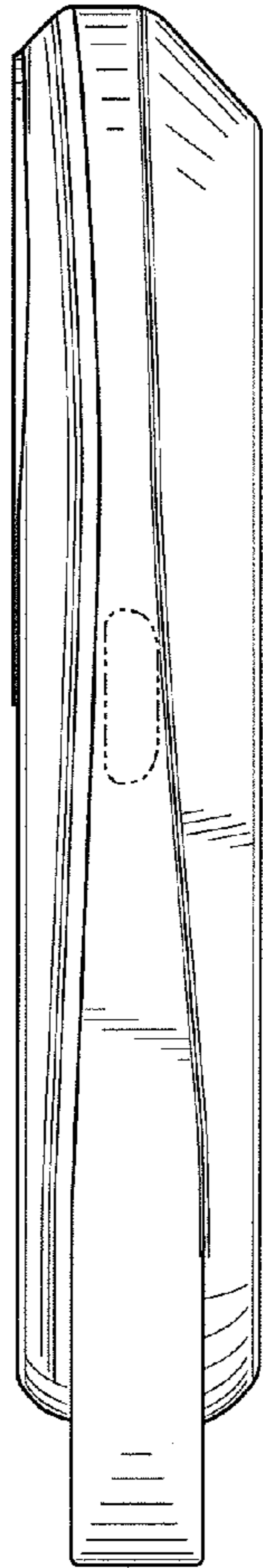


FIG. 4

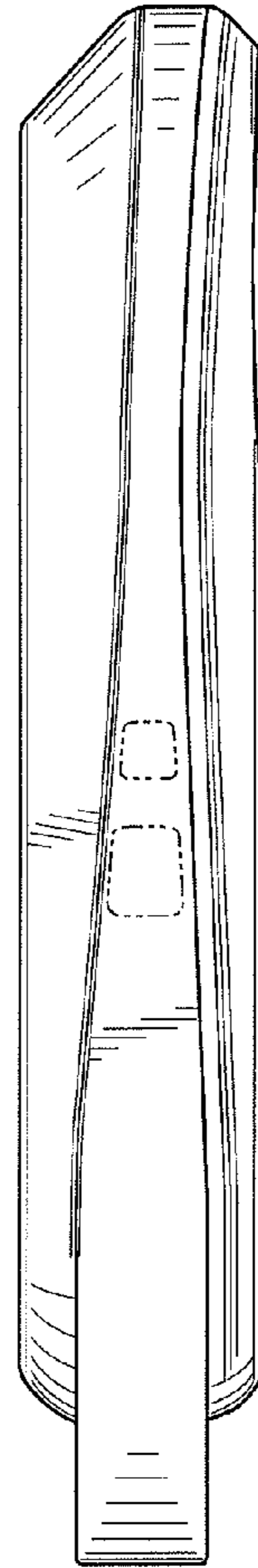


FIG. 5




FIG. 6




FIG. 7