



US00D733670S

(12) **United States Design Patent**
Hsing Chen et al.

(10) **Patent No.:** **US D733,670 S**
(45) **Date of Patent:** **** Jul. 7, 2015**

(54) **LED MODULE**

(71) Applicant: **ProLight Opto Technology Corporation**, TaoYuan County (TW)

(72) Inventors: **Chen-Lun Hsing Chen**, TaoYuan County (TW); **Jung-Hao Hung**, TaoYuan County (TW); **Meng-Ting Hsieh**, TaoYuan County (TW)

(73) Assignee: **PROLIGHT OPTO TECHNOLOGY CORPORATION**, Taoyuan County (TW)

(**) Term: **14 Years**

(21) Appl. No.: **29/491,689**

(22) Filed: **May 22, 2014**

(51) **LOC (10) Cl.** **13-03**

(52) **U.S. Cl.**
USPC **D13/180**

(58) **Field of Classification Search**
USPC D13/180; D26/1; 257/79, 80, 81, 88, 257/89, 95, 98, 99, 100, E33.058; 313/483, 313/498, 500; 362/555, 800
See application file for complete search history.

(56) **References Cited**

U.S. PATENT DOCUMENTS

D522,974 S * 6/2006 Egawa D13/180
D529,203 S * 9/2006 Nagai D26/1

7,101,061 B2 * 9/2006 Nagai et al. 362/294
D565,757 S * 4/2008 Matsui et al. D26/24
D573,731 S * 7/2008 Uemoto et al. D26/24
D575,245 S * 8/2008 Yen D13/180
D611,436 S * 3/2010 Ho D13/180
D625,694 S * 10/2010 Morikawa et al. D13/180
D636,899 S * 4/2011 Shibahara D26/1
D645,417 S * 9/2011 Imai et al. D13/180
D647,492 S * 10/2011 Imai et al. D13/180
D665,519 S * 8/2012 Oyaizu D26/1
D714,744 S * 10/2014 Hsing Chen et al. D13/180
2003/0189829 A1 * 10/2003 Shimizu et al. 362/240
2006/0087843 A1 * 4/2006 Setomoto et al. 362/249

* cited by examiner

Primary Examiner — Selina Sikder

(74) *Attorney, Agent, or Firm* — Chun-Ming Shih; HDLS IPR Services

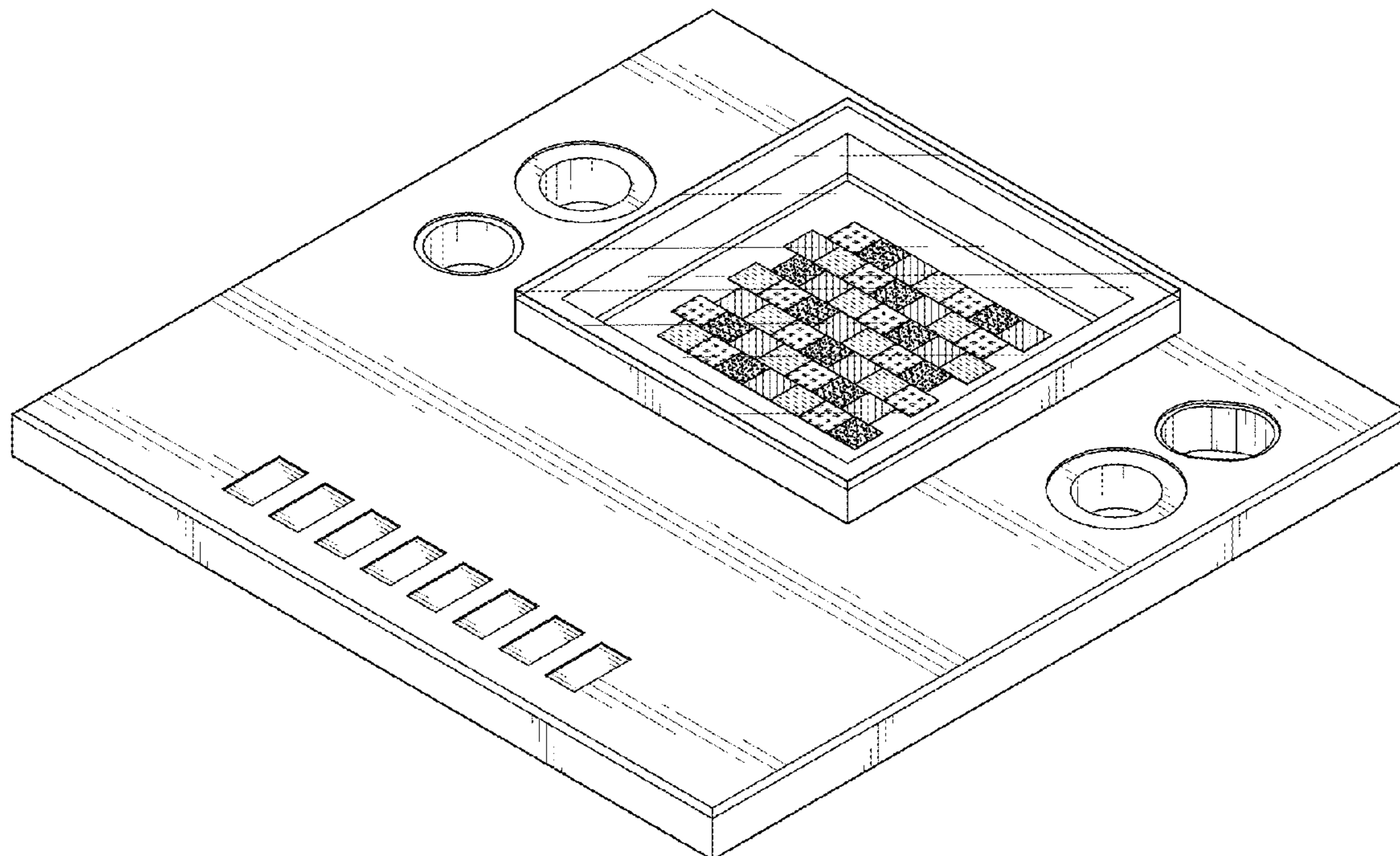
(57) **CLAIM**

The ornamental design for a LED module, as shown and described.

DESCRIPTION

FIG. 1 is a perspective view of a LED module showing my new design;
FIG. 2 is a front view thereof;
FIG. 3 is a rear view thereof;
FIG. 4 is a left side view thereof;
FIG. 5 is a right side view thereof;
FIG. 6 is a top view thereof; and,
FIG. 7 is a bottom view thereof.

1 Claim, 5 Drawing Sheets



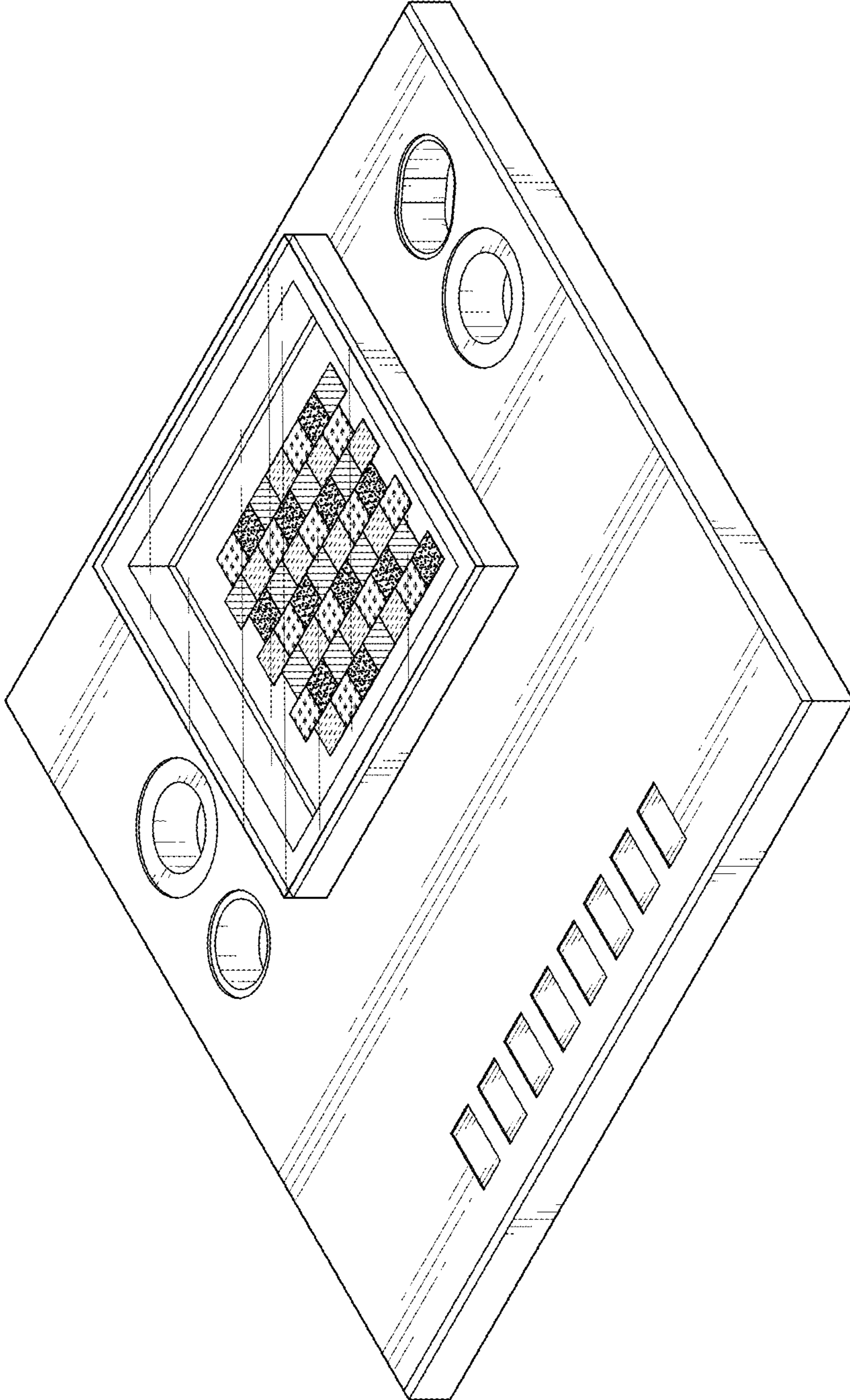


FIG.1

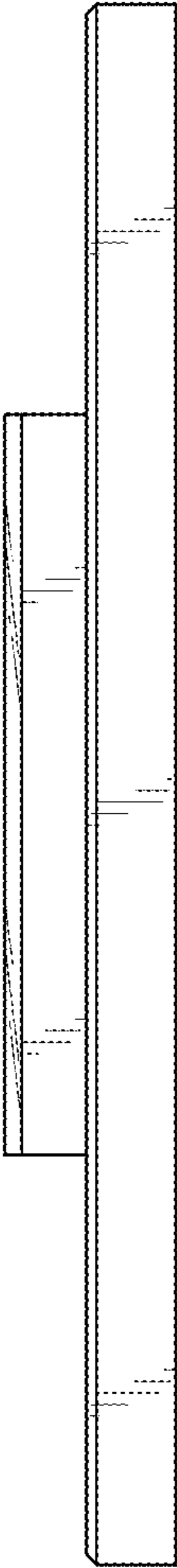


FIG. 2

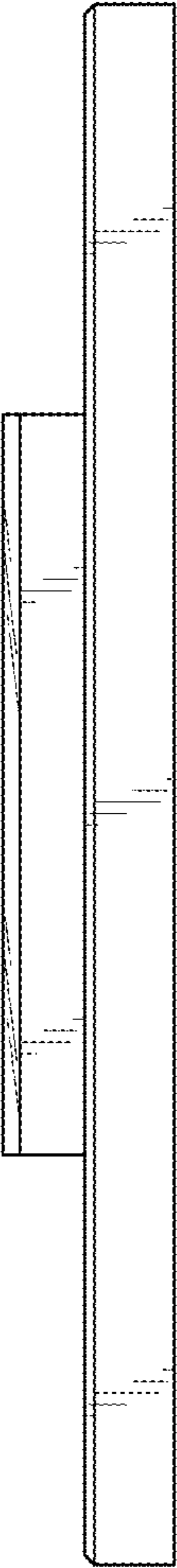


FIG. 3

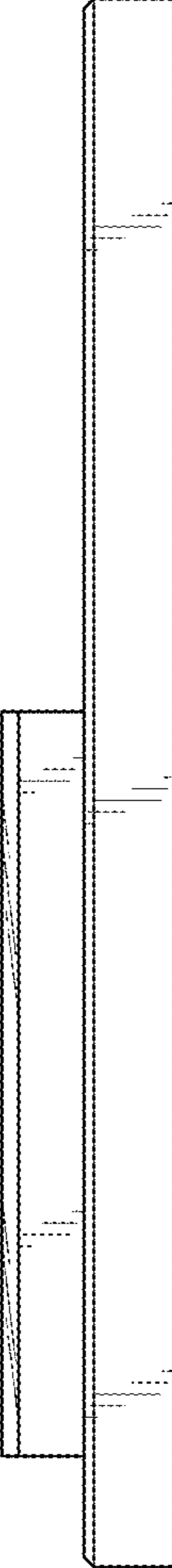


FIG. 4

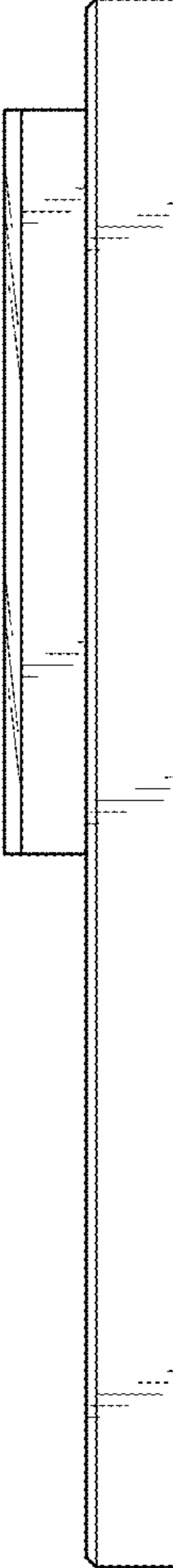


FIG. 5

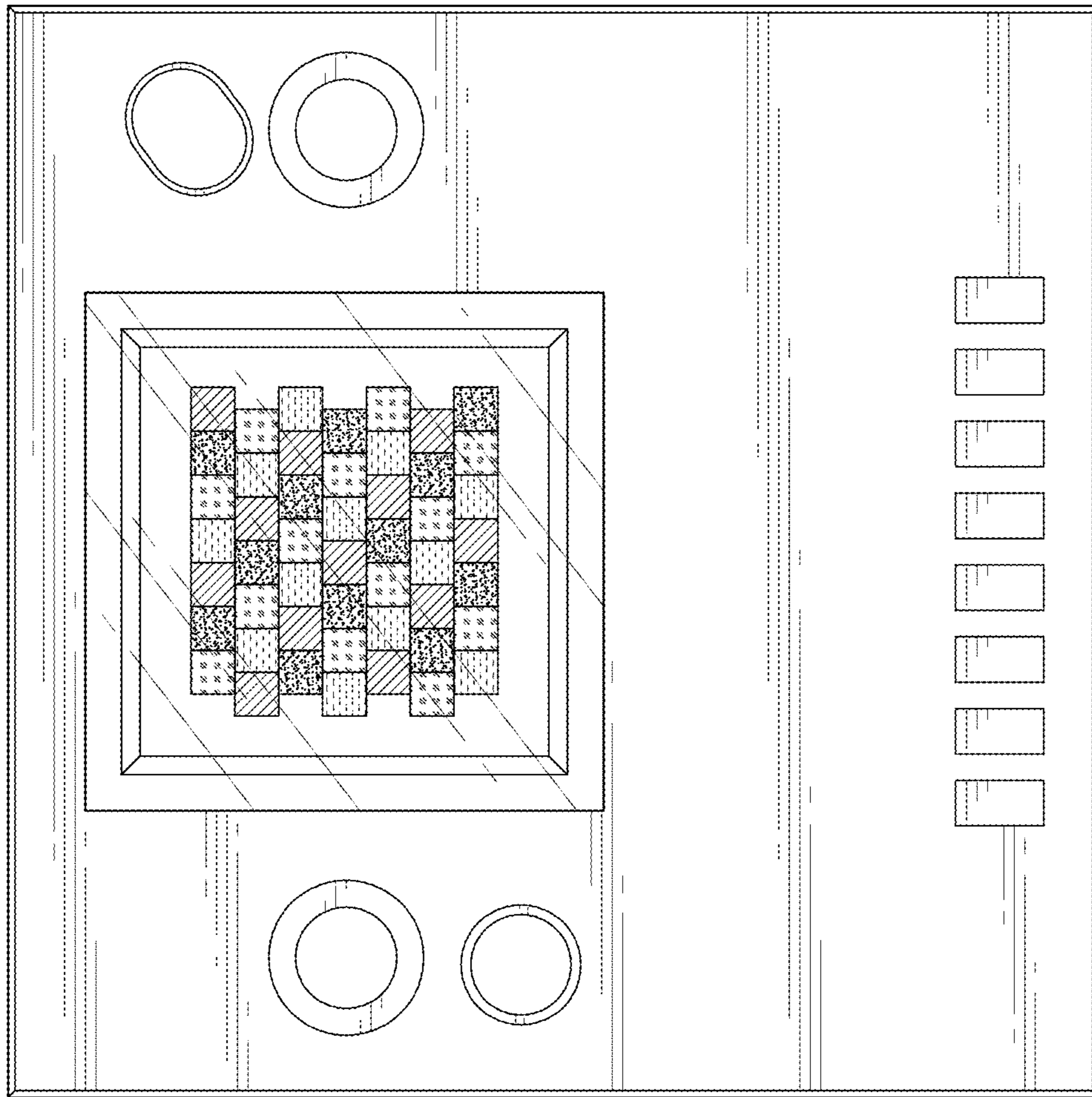


FIG.6

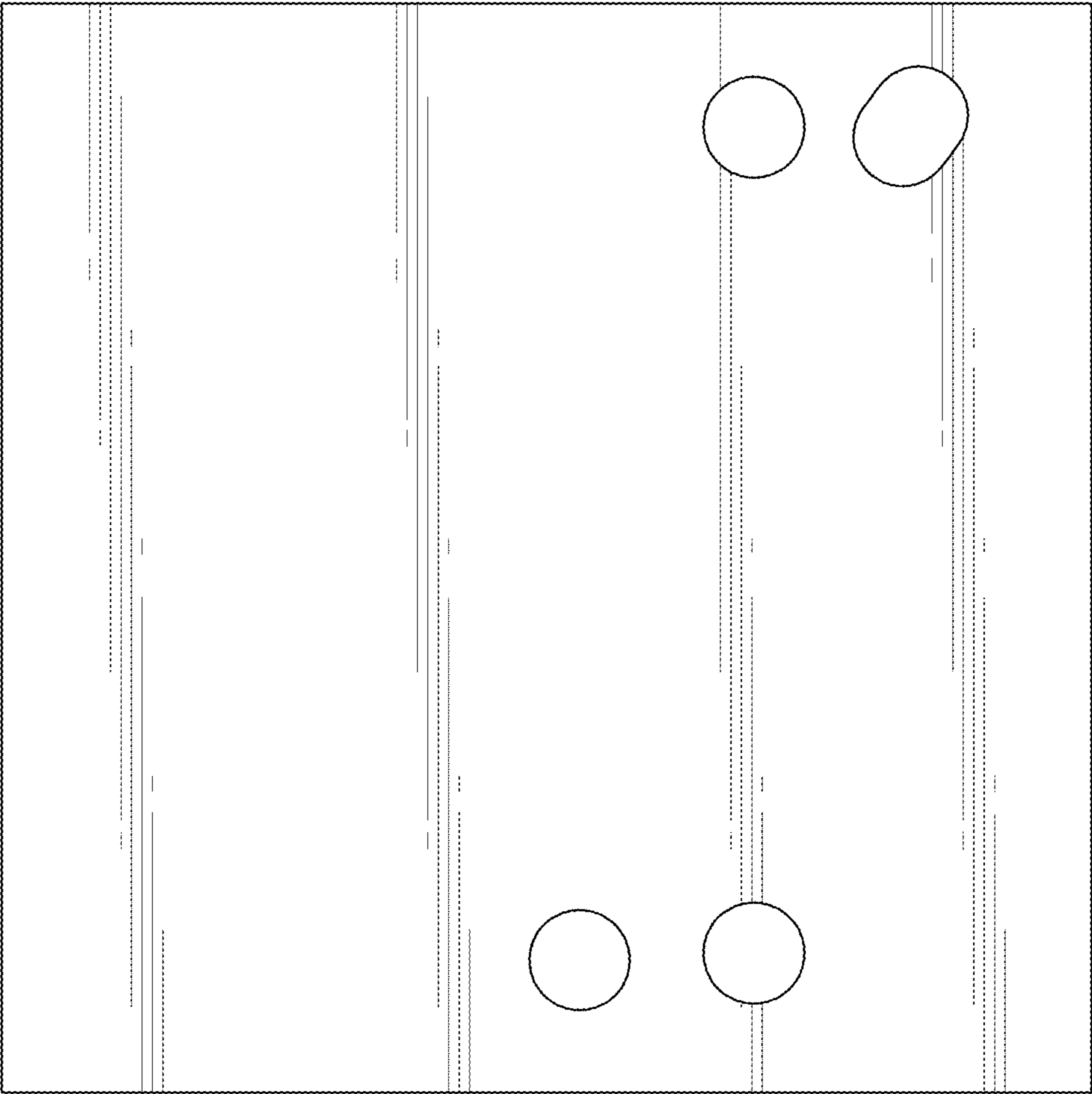


FIG. 7