



US00D733650S

(12) **United States Design Patent**
Liu

(10) **Patent No.:** **US D733,650 S**
(45) **Date of Patent:** **** Jul. 7, 2015**

(54) **CHARGER FOR AN ELECTRONIC CIGARETTE**

(71) Applicant: **Qiuming Liu**, Huizhou (CN)

(72) Inventor: **Qiuming Liu**, Huizhou (CN)

(73) Assignee: **Kimree Hi-Tech Inc.**, Tortola (VG)

(**) Term: **14 Years**

(21) Appl. No.: **29/489,924**

(22) Filed: **May 5, 2014**

(30) **Foreign Application Priority Data**

Mar. 27, 2014 (CN) 2014 3 0067217

(51) **LOC (10) Cl.** **13-02**

(52) **U.S. Cl.**
USPC **D13/108; D27/194; D14/480.1**

(58) **Field of Classification Search**
USPC D13/107-110, 118-119, 184, 199;
D14/251, 253, 432, 434, 434.1,
D14/480.1-480.7, 484.1; 320/107-115;
D27/137, 186, 193, 194; 131/328-329;
361/679.31, 679.33, 679.4, 752;
711/100, 115

CPC Y02E 60/12; Y02T 90/14; Y02T 90/122;
Y02T 90/128; Y02T 90/163; H02J 7/025;
H02J 7/0042; H02J 7/0044; H02J 7/0045;
H02J 7/0003; H01F 38/14; H01R 13/6675;
H01M 2/1022; H01M 2/1055; H01M 10/44;
H01M 10/46; H01M 10/425; B60L 11/182;
A24F 47/008; G06K 19/07732; H05K 5/0278

See application file for complete search history.

(56) **References Cited**

U.S. PATENT DOCUMENTS

6,435,409 B1 * 8/2002 Hu 235/441
6,522,534 B1 * 2/2003 Wu 361/679.4
D489,069 S * 4/2004 Lin D14/435.1

D491,144 S * 6/2004 Jiang D14/435.1
D491,939 S * 6/2004 Lin et al. D14/480.1
D496,364 S * 9/2004 Saito D14/385
D523,015 S * 6/2006 Loftus D14/480.1
D532,783 S * 11/2006 Yu D14/480.3
D534,448 S * 1/2007 Shaffer et al. D10/104.1
D551,626 S * 9/2007 Ho et al. D13/147
D567,238 S * 4/2008 Patton et al. D14/480.2
D569,375 S * 5/2008 Yu et al. D14/385
D574,822 S * 8/2008 Bhavnani D14/480.3
D595,223 S * 6/2009 Yamamoto et al. D13/108
D601,093 S * 9/2009 Wu et al. D13/147

(Continued)

Primary Examiner — Rosemary K Tarcza

(74) *Attorney, Agent, or Firm* — Ohlandt, Greeley, Ruggiero & Perle, LLP

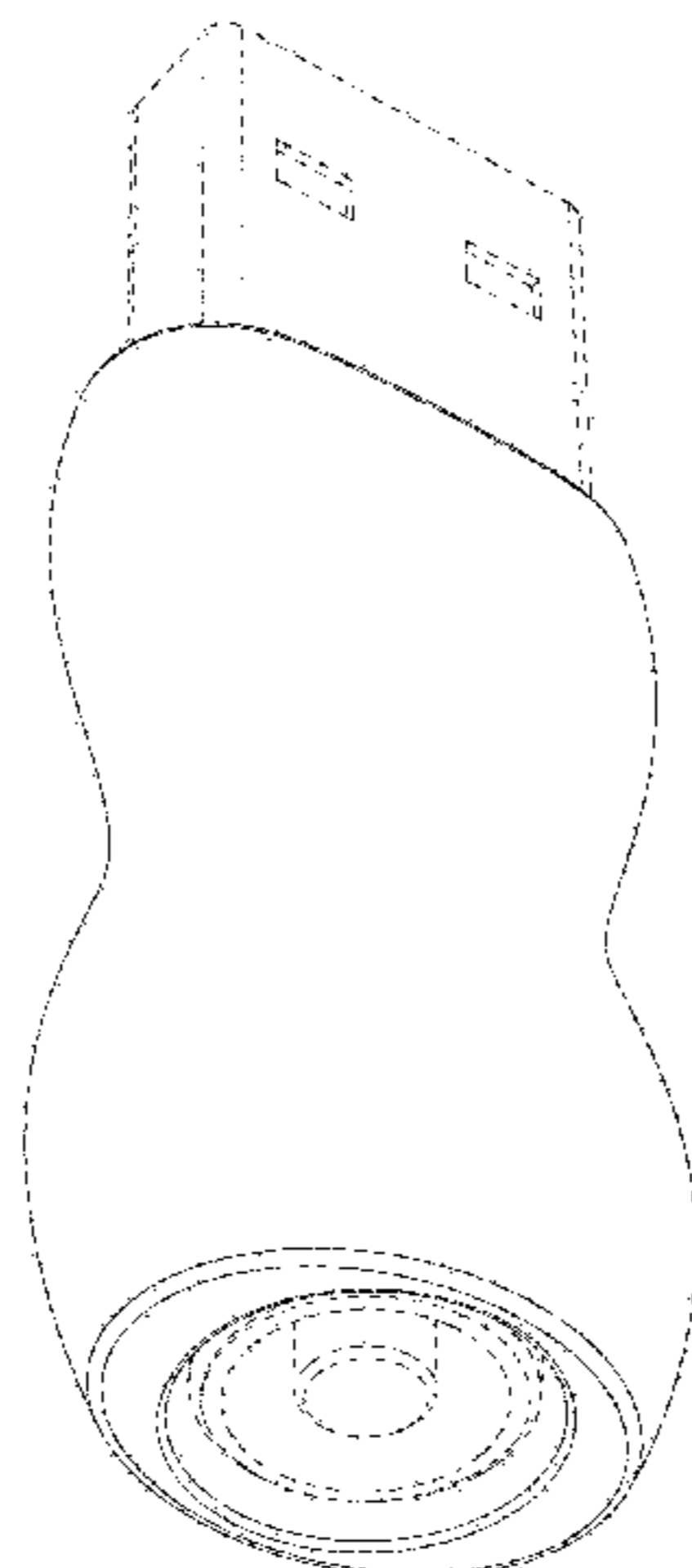
(57) **CLAIM**

The ornamental design for a charger for an electronic cigarette, as shown and described.

DESCRIPTION

FIG. 1 is a front view of a charger for an electronic cigarette according to the present application;
FIG. 2 is a rear view of the charger for the electronic cigarette according to the present application;
FIG. 3 is a left view of the charger for the electronic cigarette according to the present application;
FIG. 4 is a right view of the charger for the electronic cigarette according to the present application;
FIG. 5 is a top view of the charger for the electronic cigarette according to the present application;
FIG. 6 is a bottom view of the charger for the electronic cigarette according to the present application;
FIG. 7 is a first perspective view of the charger for the electronic cigarette according to the present application;
FIG. 8 is a second perspective view of the charger for the electronic cigarette according to the present application; and,
FIG. 9 is an enlarged bottom view of the charger for the electronic cigarette according to the present application.
The broken lines in the drawings illustrating environmental structure or boundaries form no part of the claimed design.

1 Claim, 9 Drawing Sheets



(56)

References Cited

U.S. PATENT DOCUMENTS

D602,939 S *	10/2009	Andre	D14/480.1	2003/0103369 A1 *	6/2003	Wu	365/131
D604,247 S *	11/2009	Zhao et al.	D13/147	2004/0233629 A1 *	11/2004	Wang et al.	361/684
D624,012 S *	9/2010	de Medeiros et al.	D13/103	2005/0162823 A1 *	7/2005	Hosey	361/684
D626,082 S *	10/2010	Lin	D13/147	2007/0015407 A1 *	1/2007	Loftus	439/607
D631,053 S *	1/2011	Bailey	D14/480.1	2007/0083273 A1 *	4/2007	Ruggero	700/1
D638,430 S *	5/2011	Lee et al.	D14/435.1	2008/0133832 A1 *	6/2008	Bhavnani	711/115
D651,211 S *	12/2011	Lee et al.	D14/435.1	2008/0144270 A1 *	6/2008	Dal Porto et al.	361/684
					2013/0308304 A1 *	11/2013	Tuchrelo et al.	362/157
					2014/0170903 A1 *	6/2014	Tuchrelo et al.	439/620.21

* cited by examiner

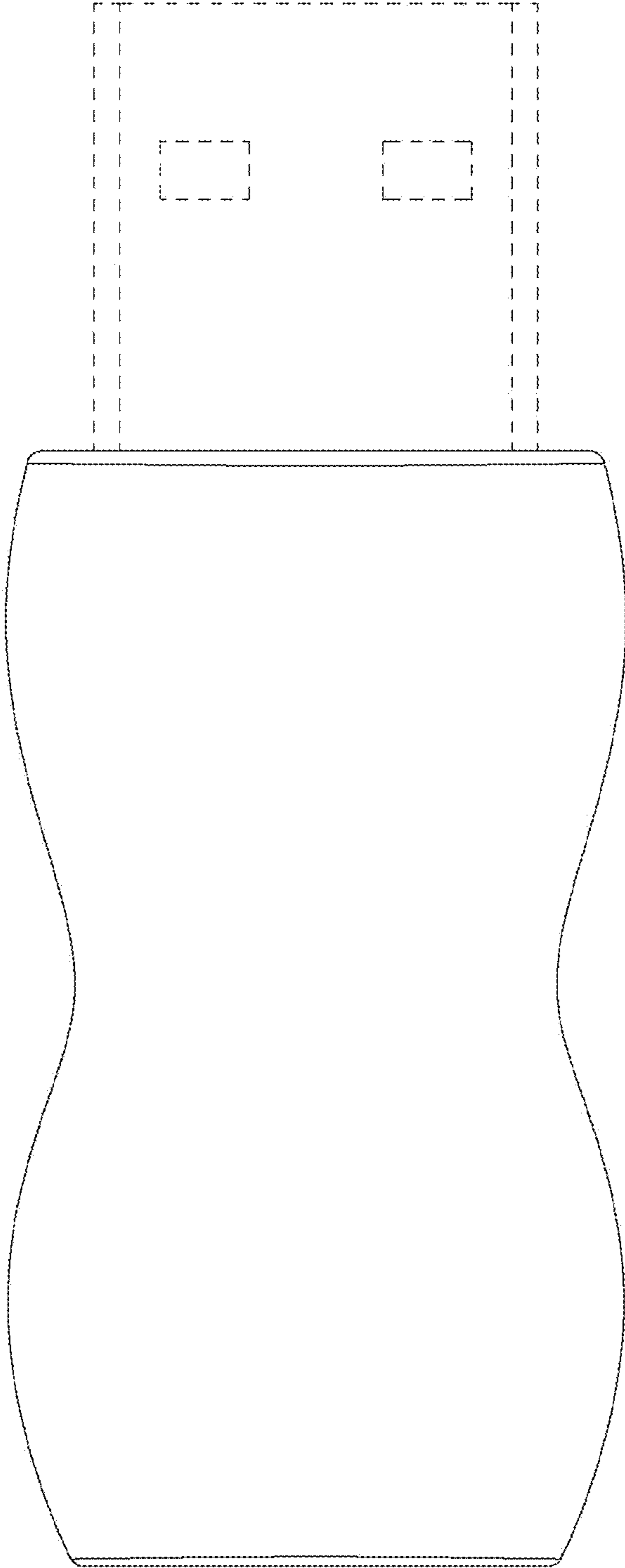


Figure 1

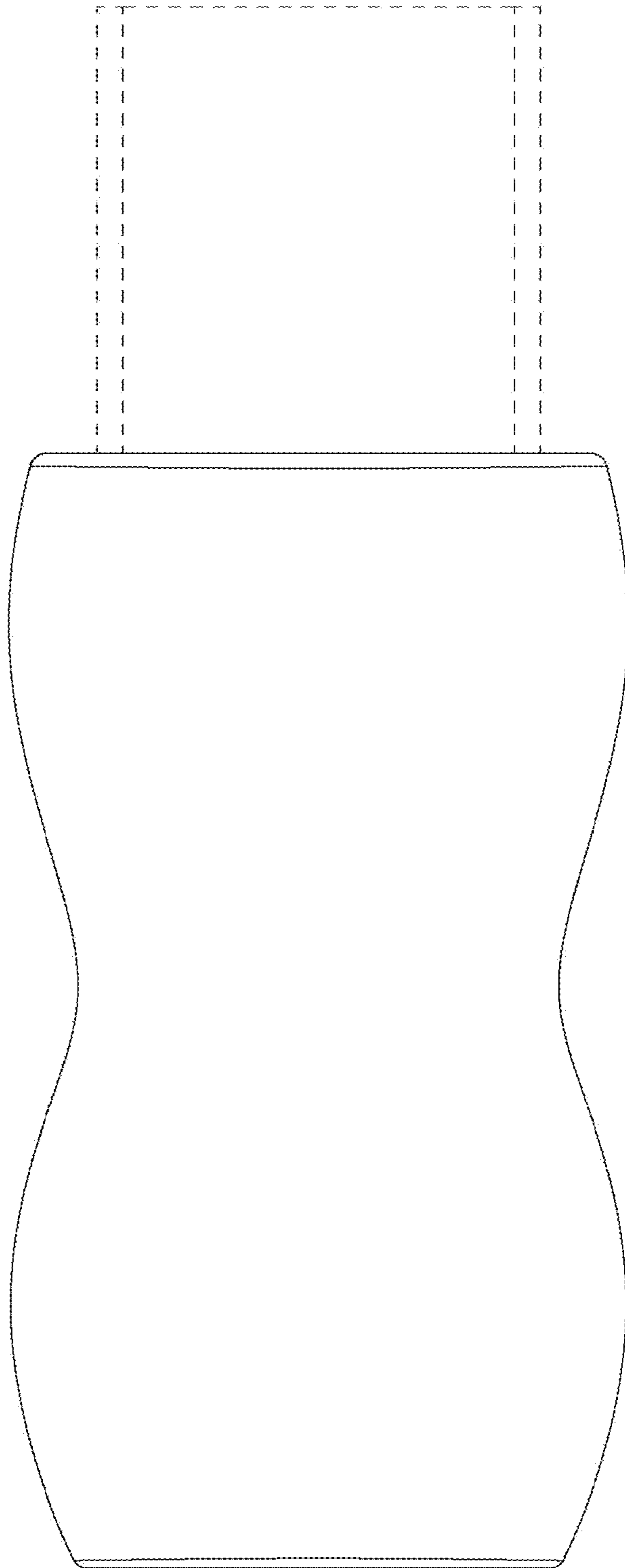


Figure 2

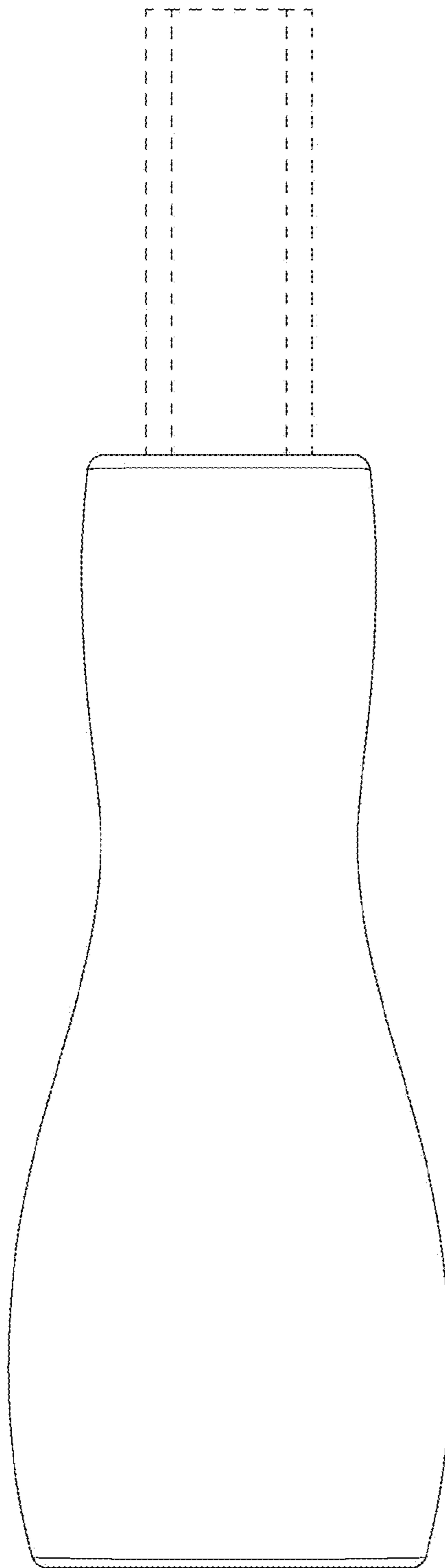


Figure 3

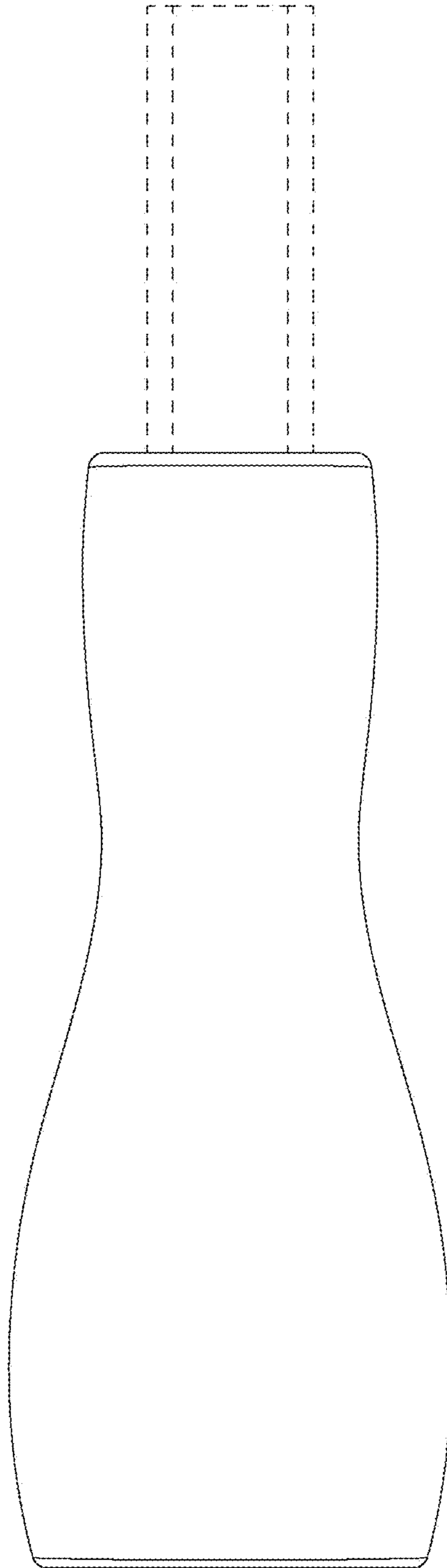


Figure 4

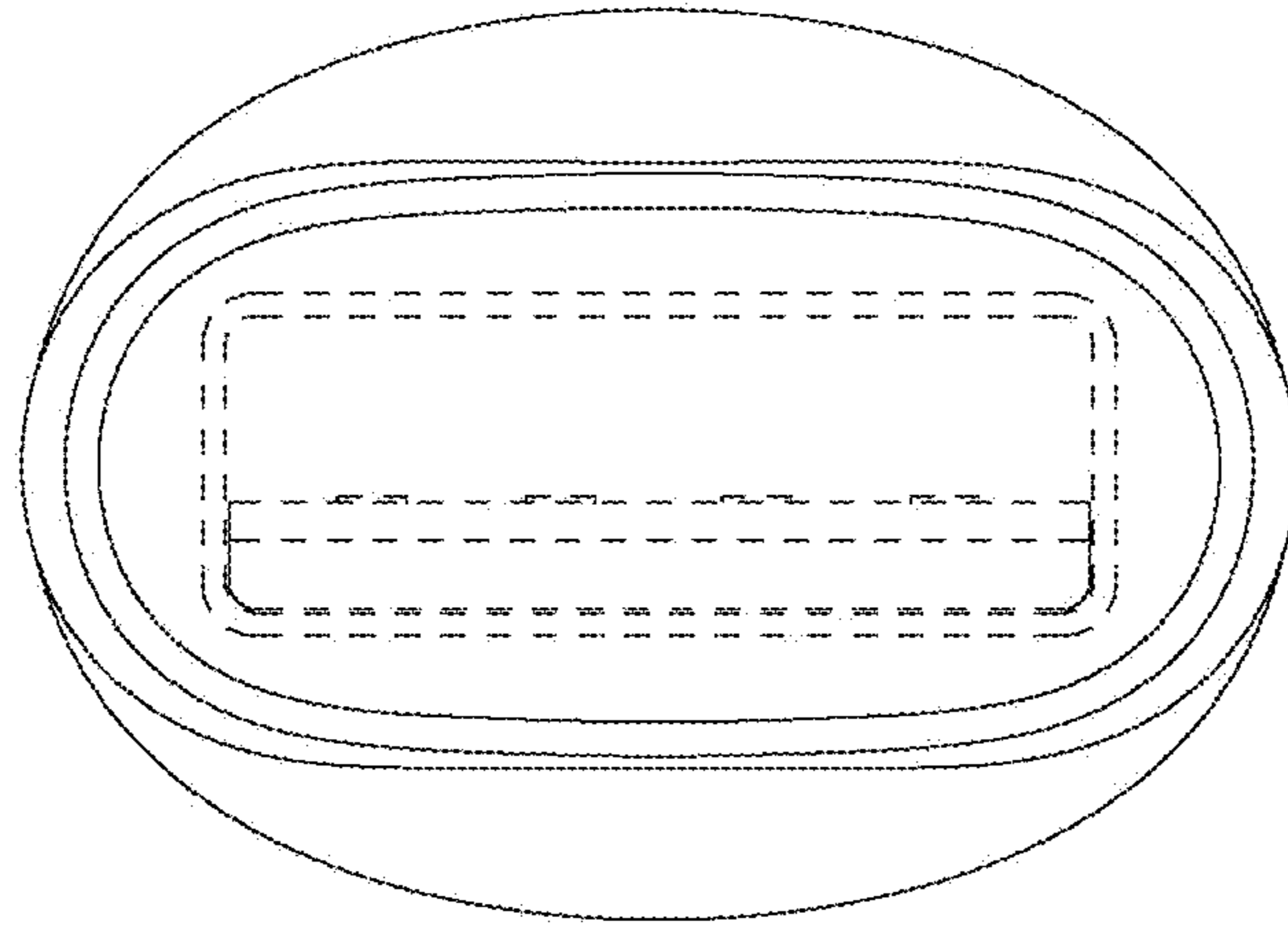


Figure 5

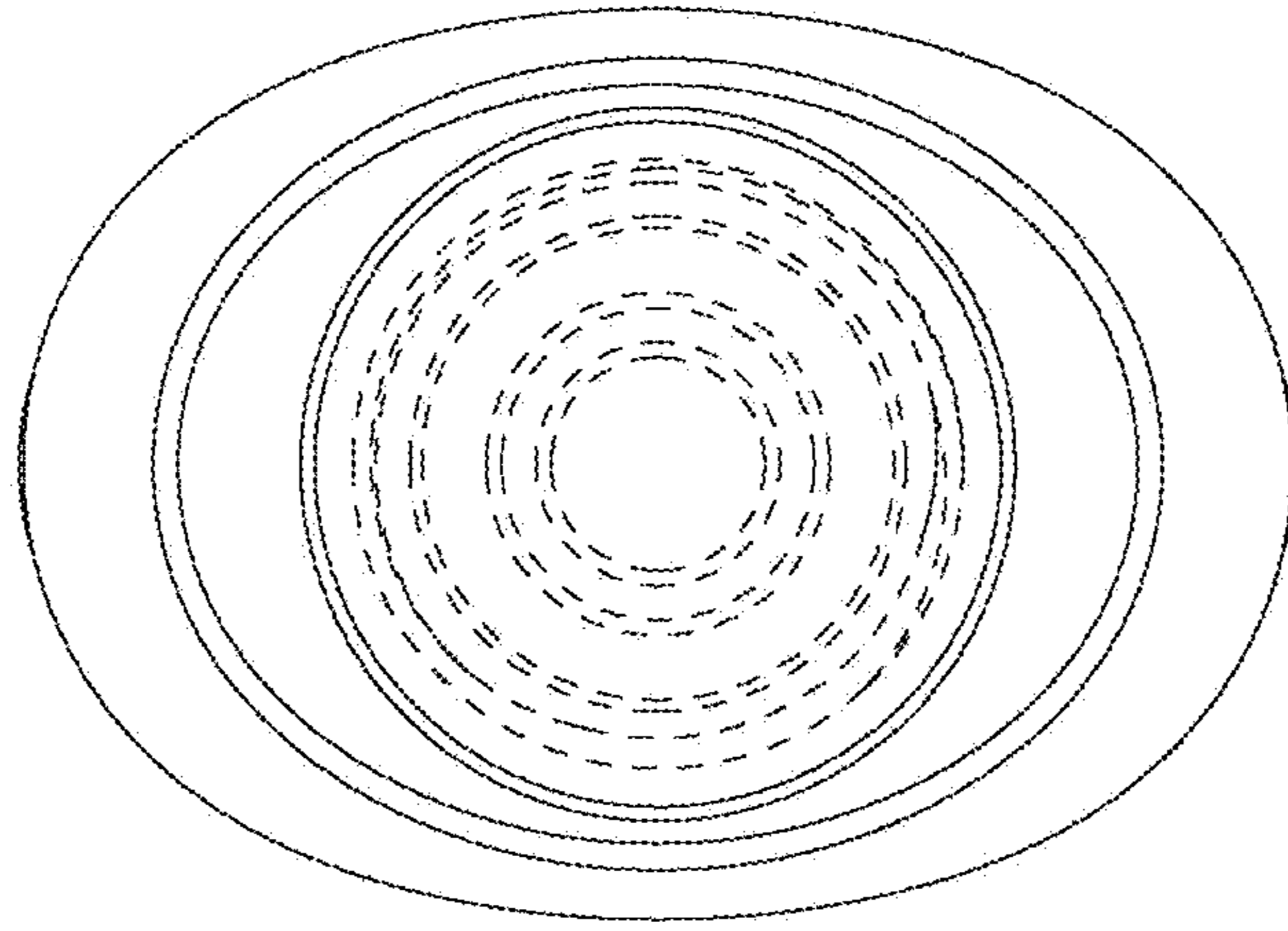


Figure 6

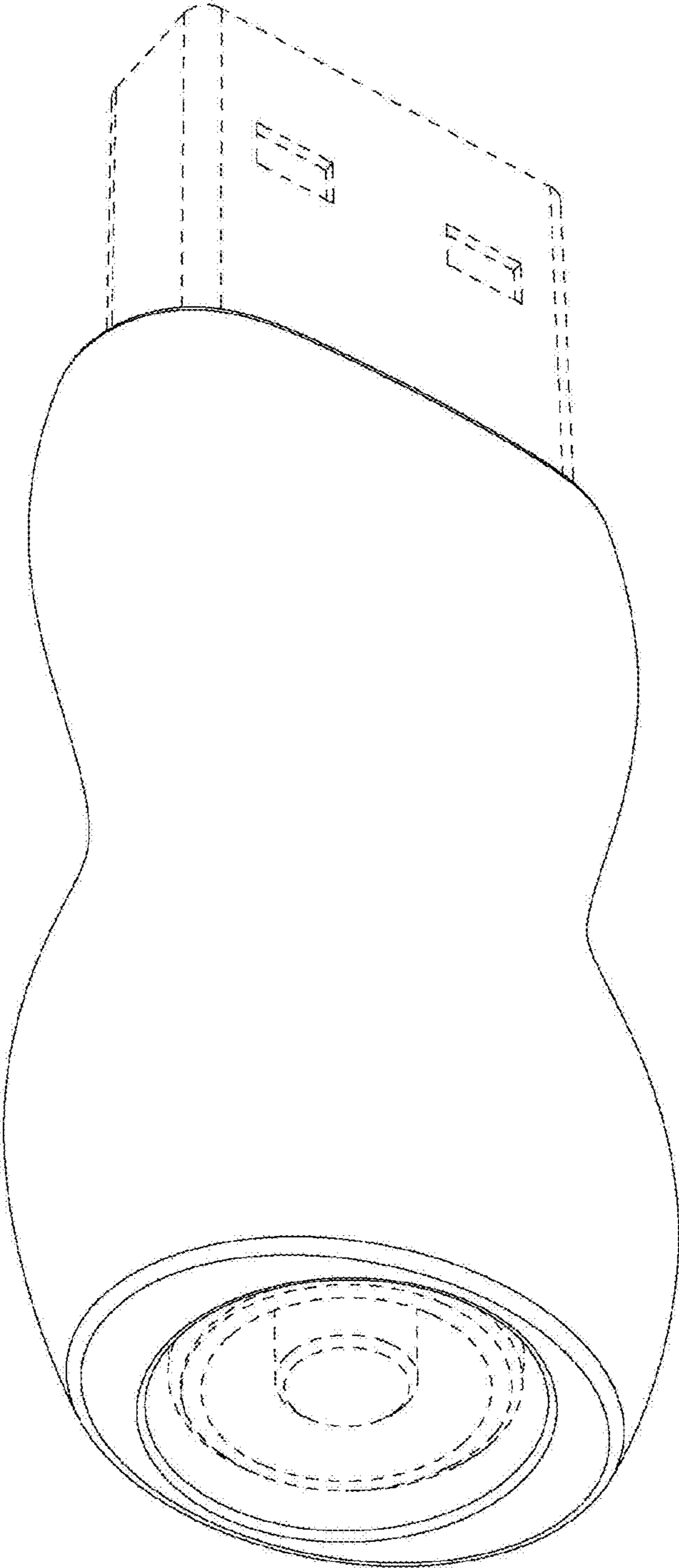


Figure 7

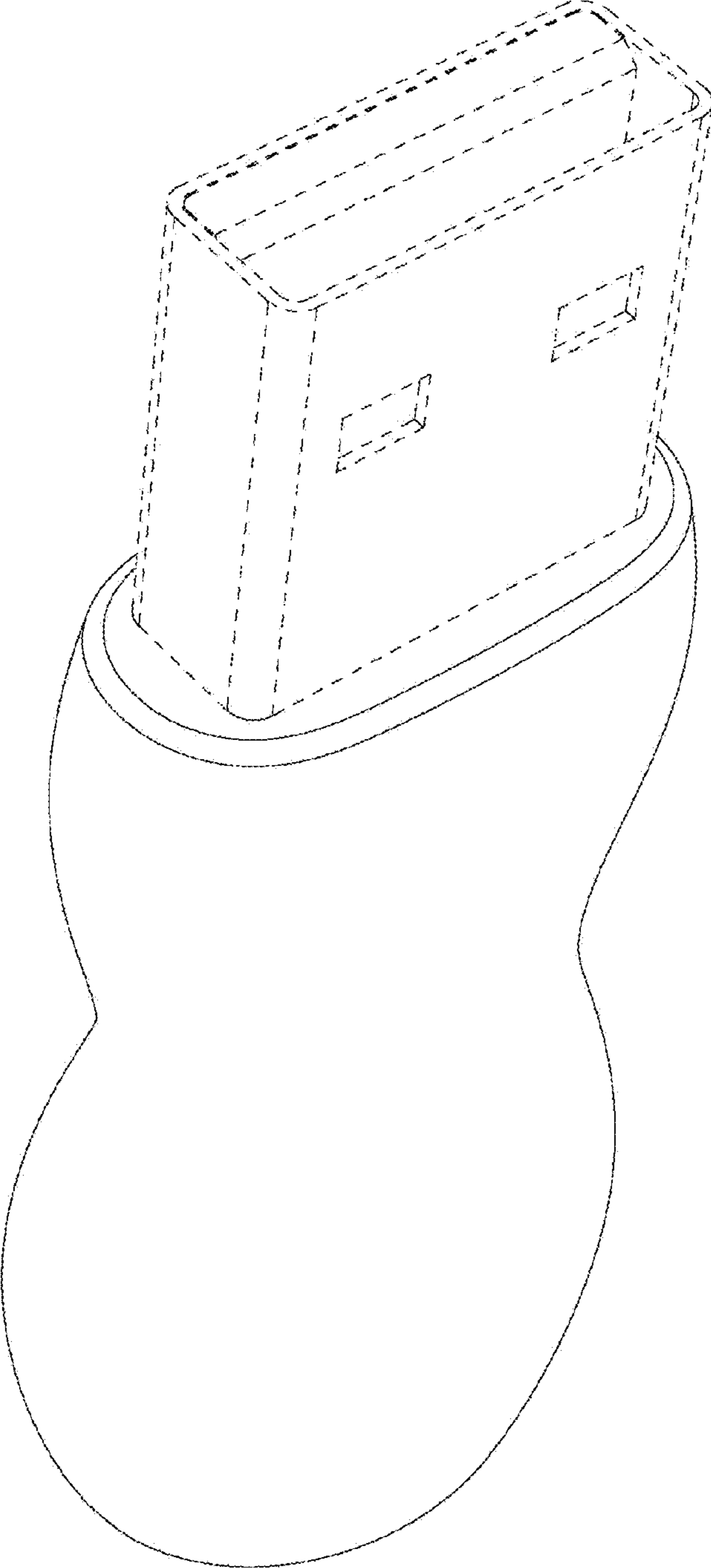


Figure 8

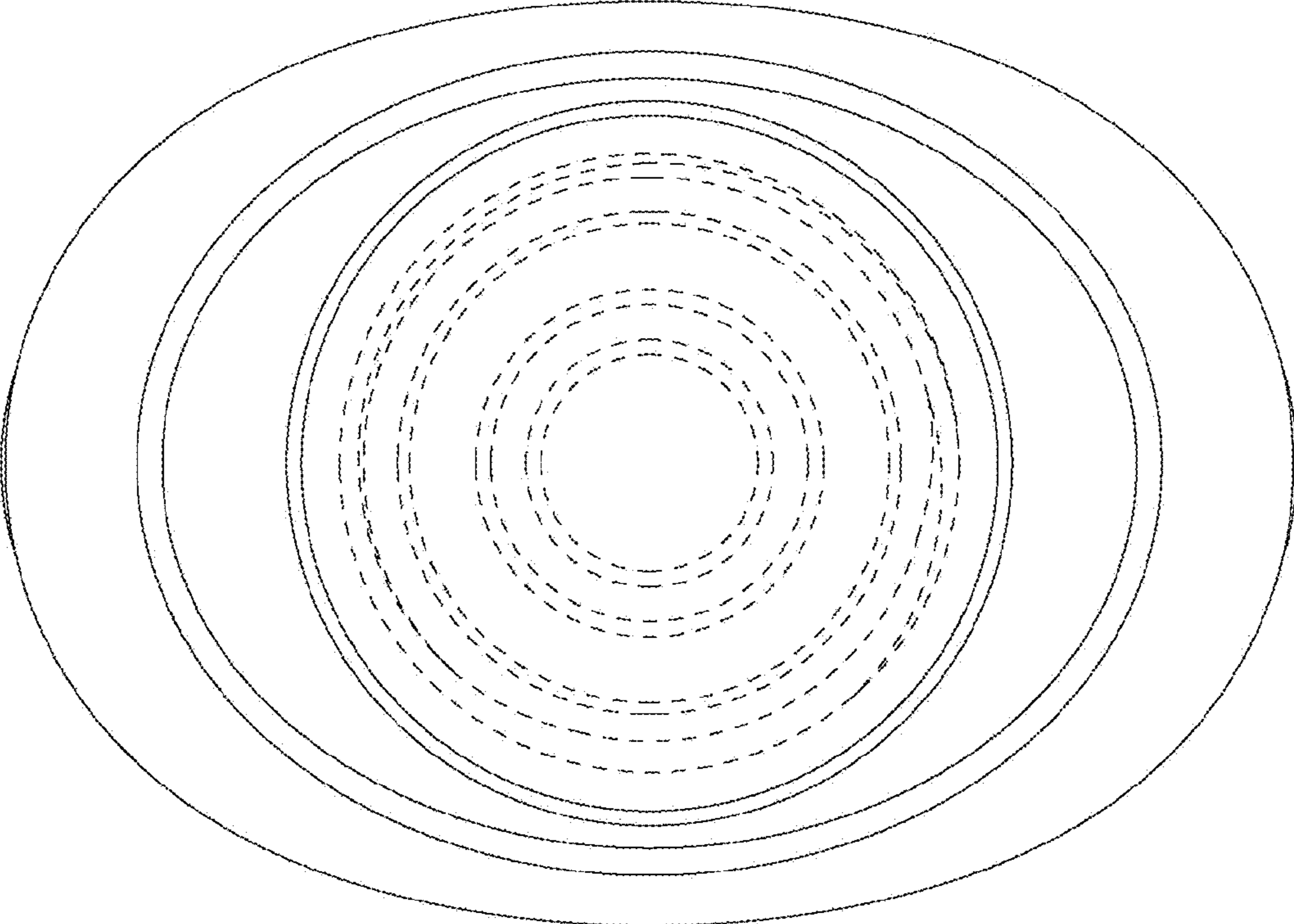


Figure 9