



US00D733638S

(12) **United States Design Patent**
Takahashi

(10) **Patent No.:** **US D733,638 S**
(45) **Date of Patent:** **** Jul. 7, 2015**

(54) **TREAD PORTION OF AN AUTOMOBILE TIRE**

(71) Applicant: **BRIDGESTONE CORPORATION**,
Chuo-ku, Tokyo (JP)

(72) Inventor: **Tatsuo Takahashi**, Chuo-ku (JP)

(73) Assignee: **BRIDGESTONE CORPORATION**,
Tokyo (JP)

(**) Term: **14 Years**

(21) Appl. No.: **29/482,518**

(22) Filed: **Feb. 19, 2014**

(30) **Foreign Application Priority Data**

Feb. 19, 2014 (JP) 2014-003289

(51) **LOC (10) Cl.** **12-15**

(52) **U.S. Cl.**
USPC **D12/533**

(58) **Field of Classification Search**
USPC D12/533-567; 152/209.1-209.9
CPC B60C 1/00; B60C 11/00; B60C 11/03
See application file for complete search history.

(56) **References Cited**

U.S. PATENT DOCUMENTS

D549,157 S * 8/2007 Maus et al. D12/544
D595,641 S * 7/2009 Carter et al. D12/579

D606,484 S * 12/2009 Vandaele et al. D12/566
D606,928 S * 12/2009 Song D12/579
D606,929 S * 12/2009 Song D12/579
D610,071 S * 2/2010 Song D12/579
D618,613 S * 6/2010 Vandaele et al. D12/600
D634,266 S * 3/2011 Shan et al. D12/599
D634,701 S * 3/2011 Shan et al. D12/599
D648,261 S * 11/2011 Rayman D12/579
D661,639 S * 6/2012 Carter et al. D12/579
2014/0158261 A1 * 6/2014 Takahashi 152/209.8

* cited by examiner

Primary Examiner — George D Kirschbaum

Assistant Examiner — Natasha Vujcic

(74) *Attorney, Agent, or Firm* — Sughrue Mion, PLLC

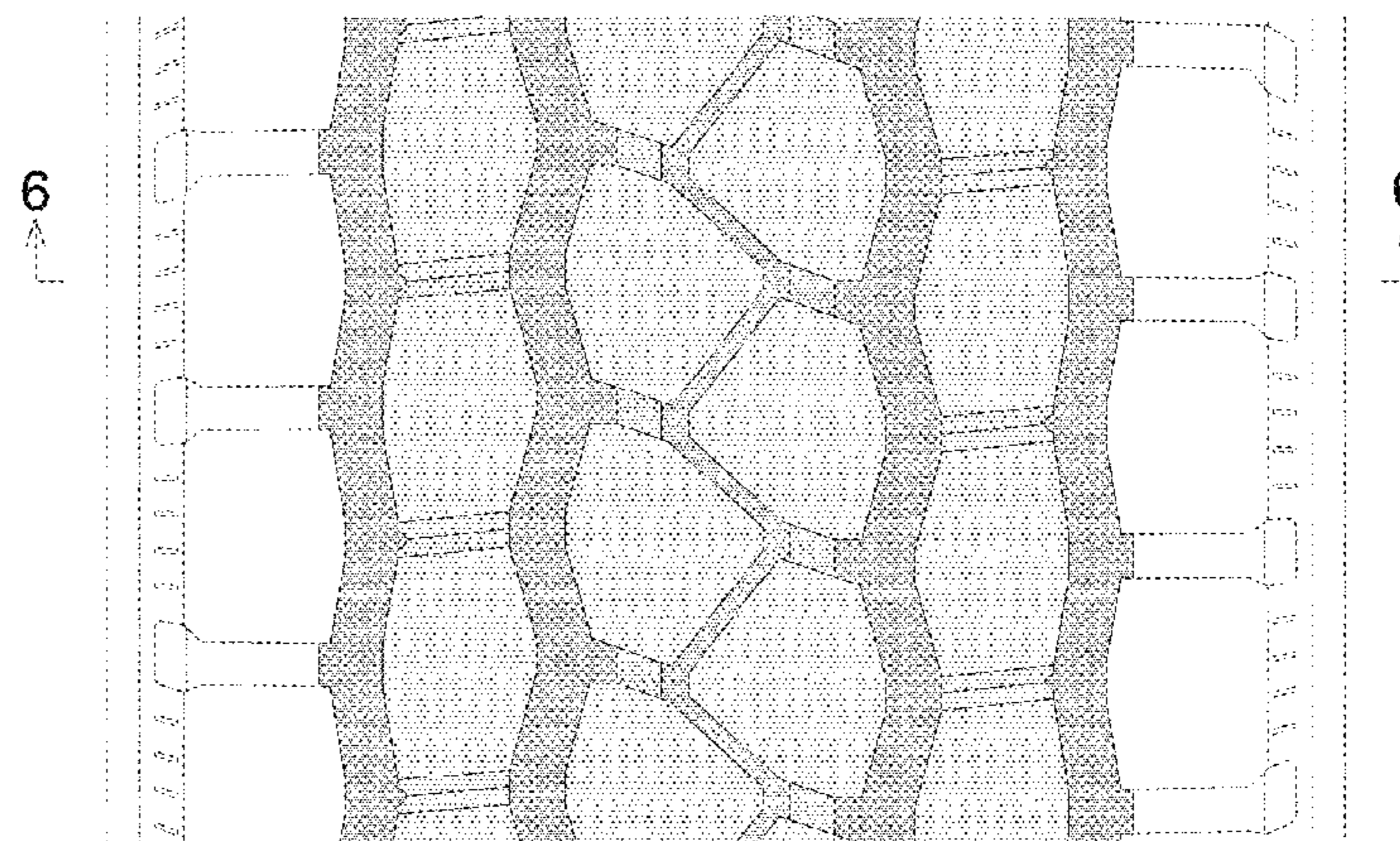
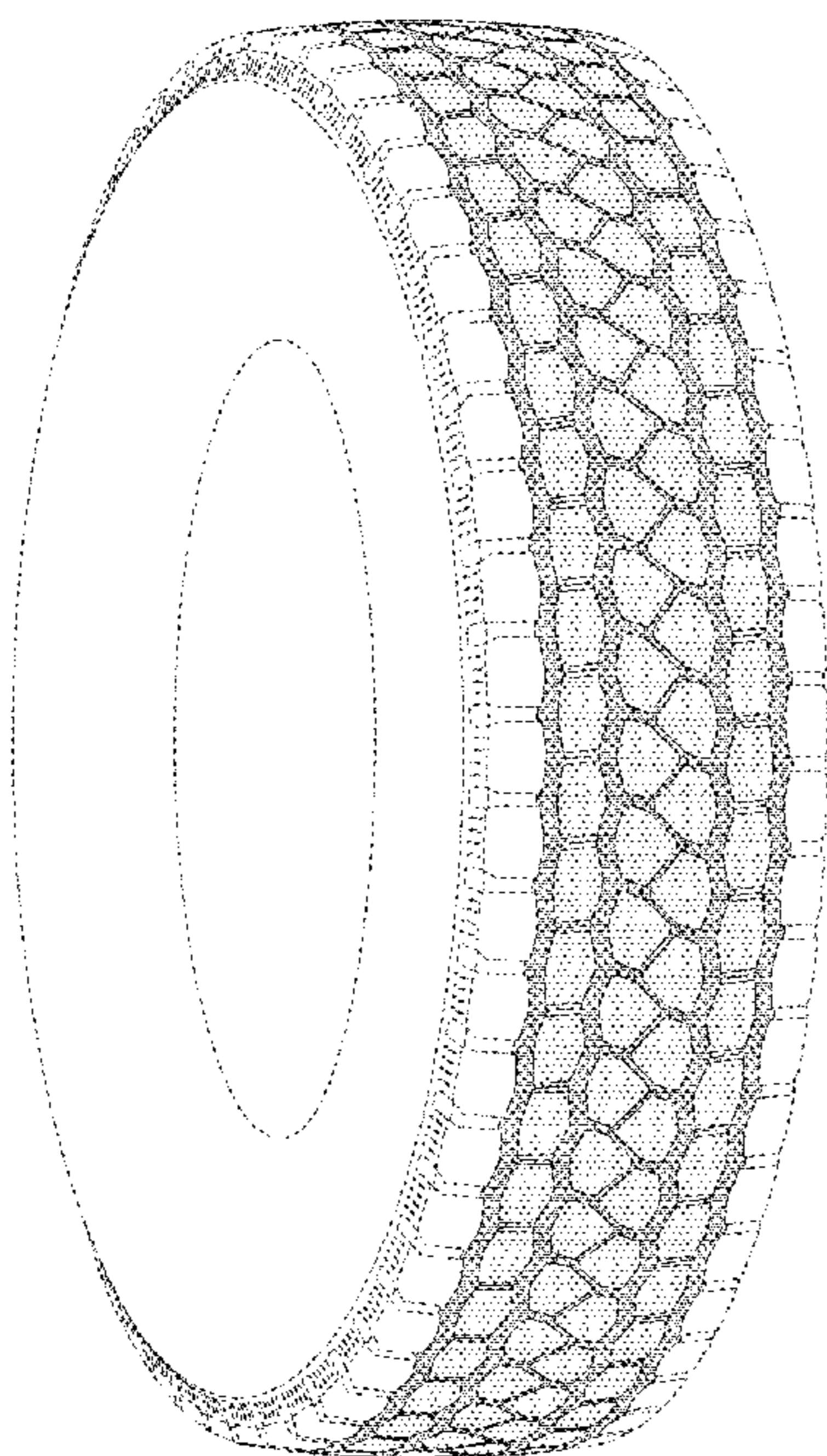
(57) **CLAIM**

The ornamental design for a tread portion of an automobile tire, as shown and described.

DESCRIPTION

FIG. 1 is a perspective view of a tread portion of a tire according to my new design;
FIG. 2 is a front view thereof;
FIG. 3 is a top view thereof;
FIG. 4 is a right side view thereof;
FIG. 5 is a fragmentary enlarged front view showing the details of the tread portion thereof; and,
FIG. 6 is a section view taken along line 6-6 in FIG. 5.
The broken lines are for the purpose of showing environmental structure only and form no part of the claimed design.

1 Claim, 6 Drawing Sheets



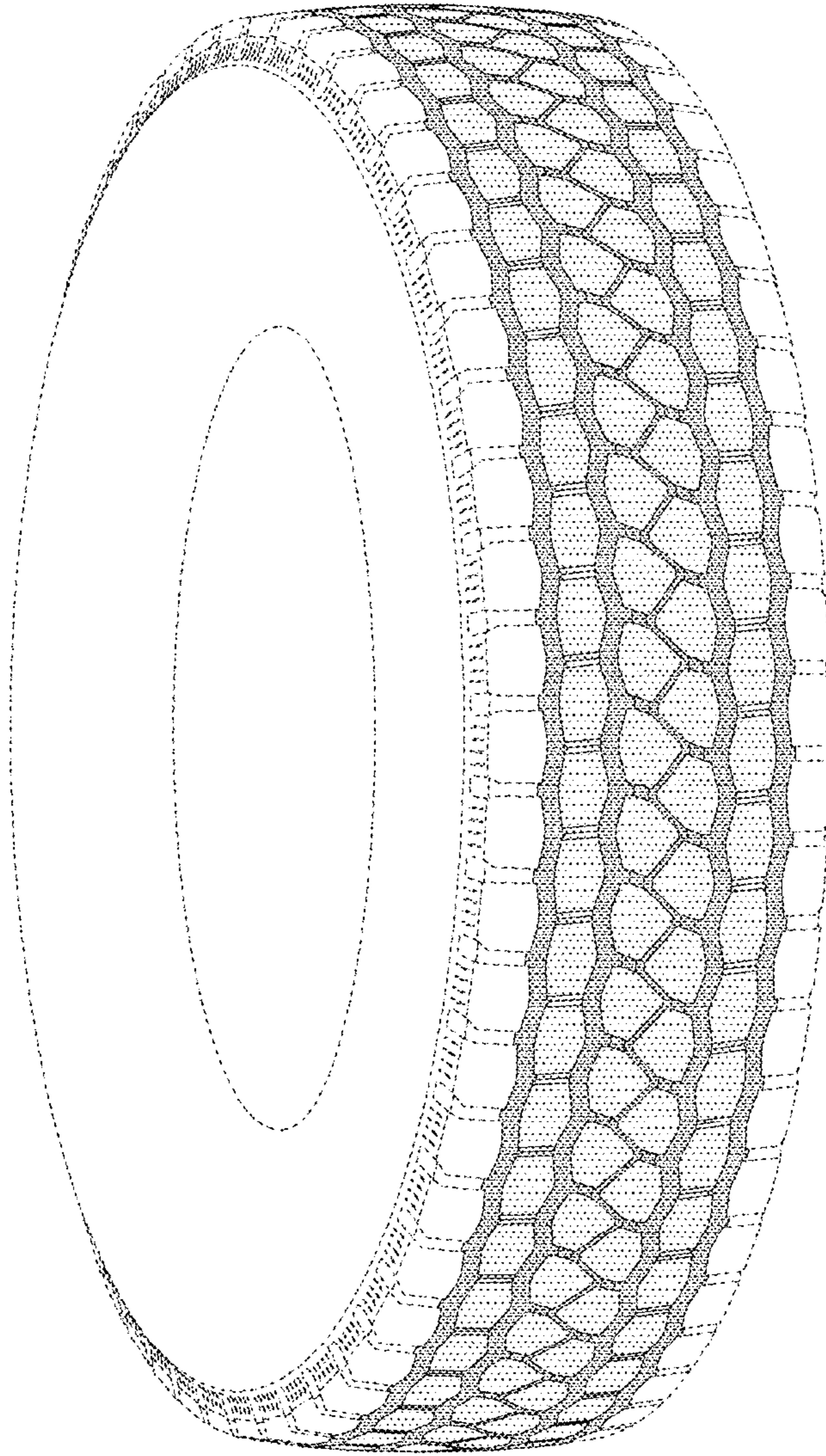


FIG. 1

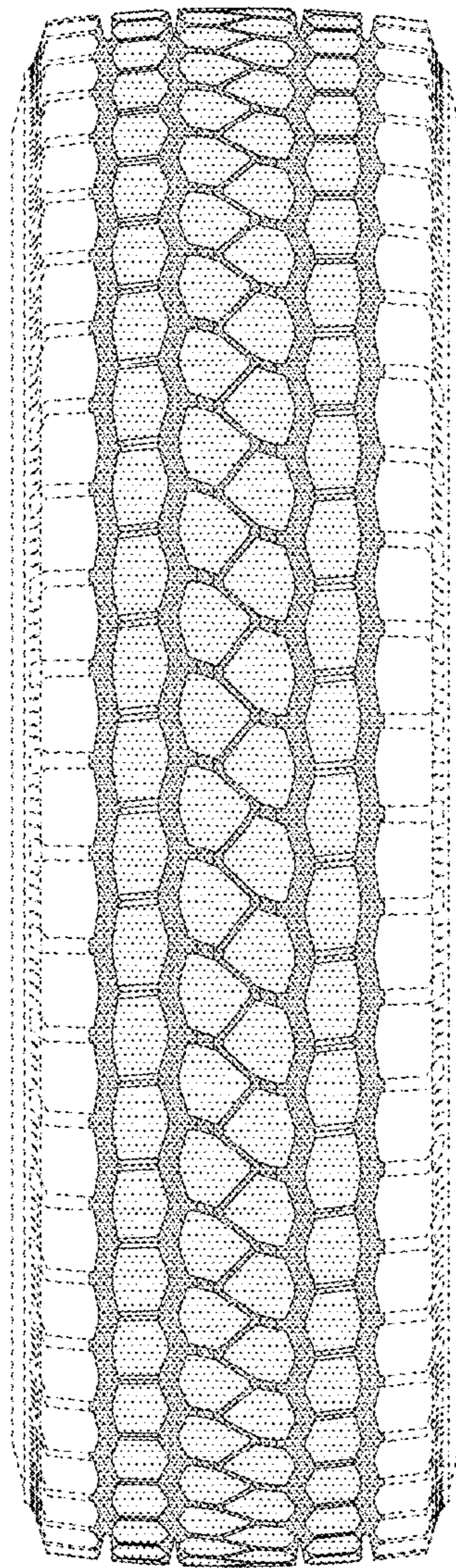


FIG. 2

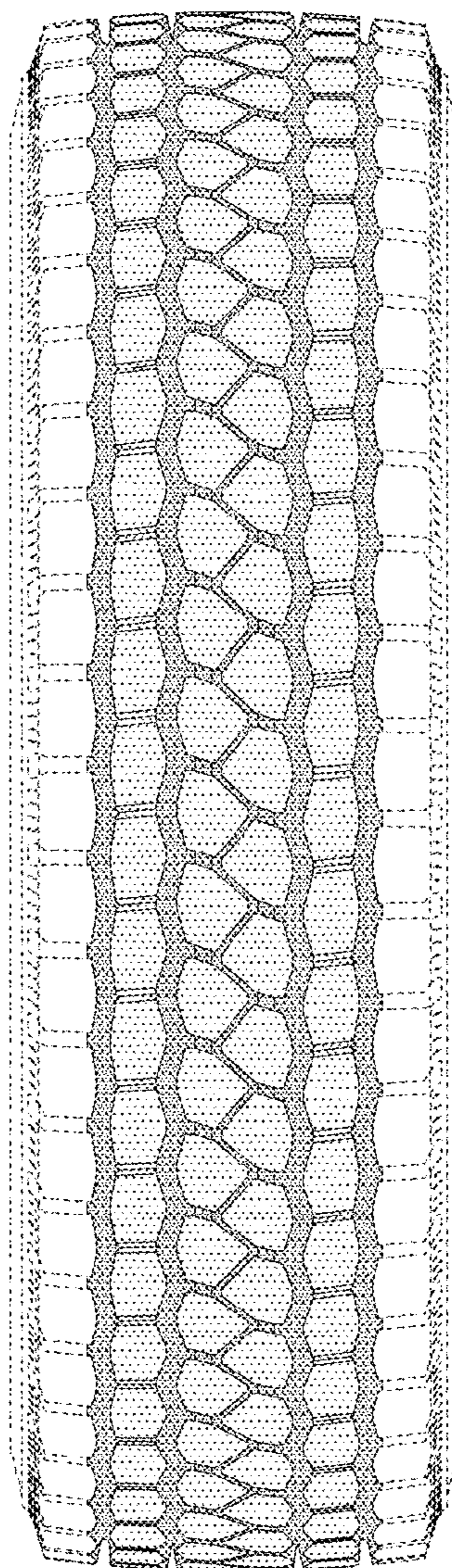


FIG. 3

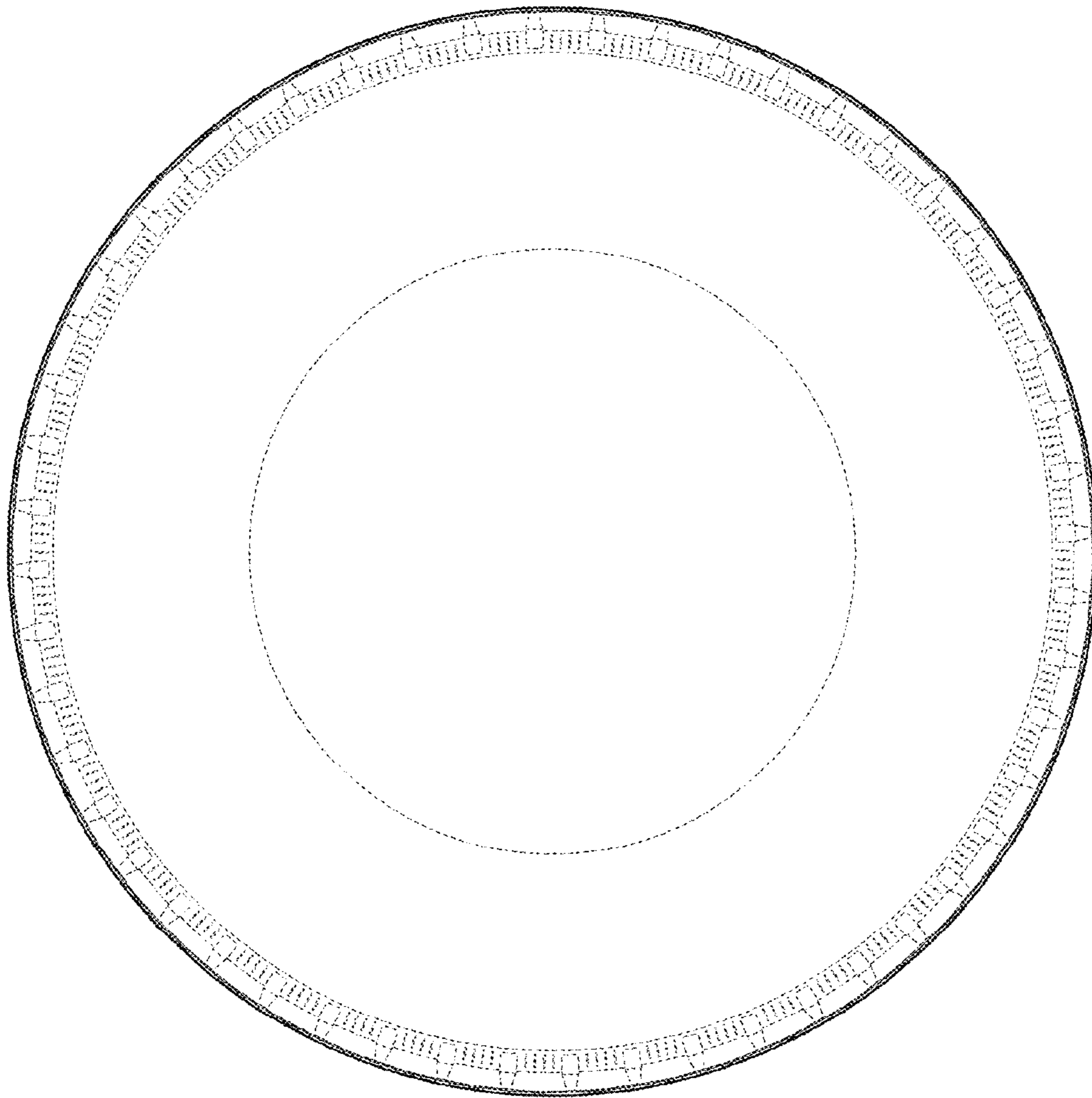


FIG. 4




FIG. 5




FIG. 6