



US00D733619S

(12) **United States Design Patent**
Glover et al.

(10) **Patent No.:** **US D733,619 S**
(45) **Date of Patent:** **** Jul. 7, 2015**

- (54) **VEHICLE GRILLE**
- (71) Applicants: **Jeremy Glover**, Clawson, MI (US);
Brian Nielander, Royal Oak, MI (US);
Mark T Allen, Oxford, MI (US)
- (72) Inventors: **Jeremy Glover**, Clawson, MI (US);
Brian Nielander, Royal Oak, MI (US);
Mark T Allen, Oxford, MI (US)
- (73) Assignee: **FCA US LLC**, Auburn Hills, MI (US)
- (**) Term: **14 Years**
- (21) Appl. No.: **29/507,353**
- (22) Filed: **Oct. 27, 2014**

- D534,458 S * 1/2007 Renkert et al. D12/91
- D542,179 S * 5/2007 Renkert et al. D12/91
- D542,180 S * 5/2007 Renkert et al. D12/91
- D542,192 S 5/2007 Renkert et al.
- D551,124 S 9/2007 Aneiros et al.
- D554,564 S 11/2007 Vardis et al.
- D565,466 S * 4/2008 Moushegian et al. D12/91
- D565,467 S * 4/2008 Aneiros et al. D12/91
- D568,211 S * 5/2008 Vardis et al. D12/91
- D568,792 S * 5/2008 Moushegian et al. D12/91
- D572,179 S 7/2008 Zimmermann et al.
- D650,721 S * 12/2011 Galante et al. D12/91
- D661,231 S * 6/2012 Galante et al. D12/163
- D693,737 S 11/2013 Hammoud et al.
- D703,583 S 4/2014 Howell et al.
- D711,784 S 8/2014 Galante et al.
- D713,308 S * 9/2014 Galante et al. D12/196
- D723,424 S * 3/2015 Panoz D12/86
- D723,425 S * 3/2015 Glover et al. D12/91

* cited by examiner

Related U.S. Application Data

- (63) Continuation-in-part of application No. 29/482,347,
filed on Feb. 18, 2014, now Pat. No. Des. 728,425.
- (51) **LOC (10) Cl.** **12-16**
- (52) **U.S. Cl.**
USPC **D12/163**
- (58) **Field of Classification Search**
USPC D12/163, 196, 86, 90-92, 171, 169,
D12/216; 180/68.1, 68.6; 293/193.11
CPC B62D 25/08; B62B 9/16; B60K 11/08;
B60R 19/52
See application file for complete search history.

Primary Examiner — Melody Brown

(74) *Attorney, Agent, or Firm* — Ralph E Smith

(57) **CLAIM**

The ornamental design for a vehicle grille, as shown and described.

DESCRIPTION

FIG. 1 is a front perspective view of a vehicle grille showing our new design;
 FIG. 2 is a front elevational view thereof;
 FIG. 3 is a rear elevational view thereof;
 FIG. 4 is a left side view thereof;
 FIG. 5 is a right side view thereof;
 FIG. 6 is a top view thereof;
 FIG. 7 is a bottom view thereof; and,
 FIG. 8 is a rear perspective view thereof.

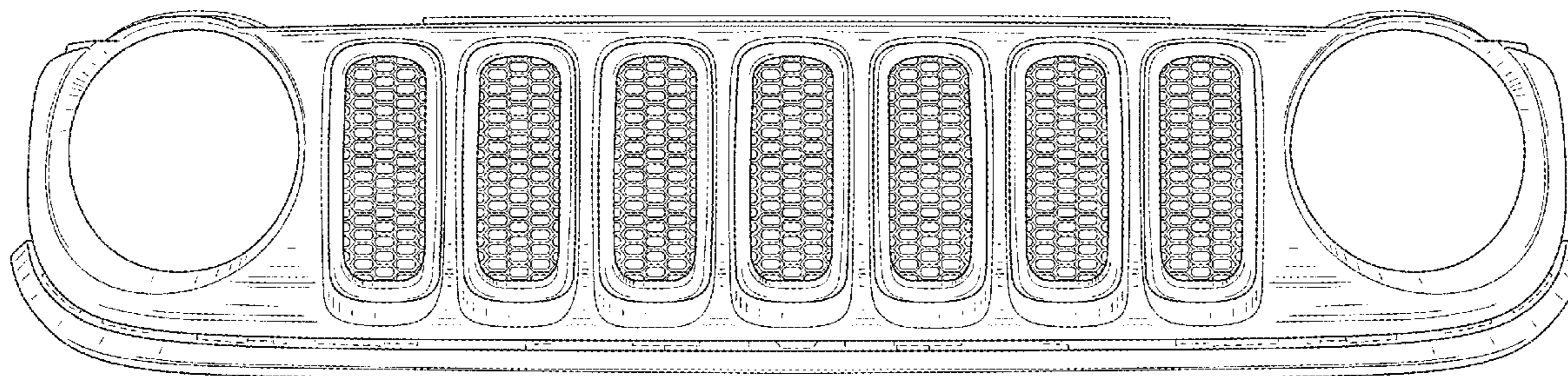
It will be understood that the broken lines shown in the drawings illustrate portions of the vehicle grille that form no part of claimed design.

(56) **References Cited**

U.S. PATENT DOCUMENTS

- D454,813 S 3/2002 Boniface et al.
- D500,460 S 1/2005 Allen et al.
- D506,955 S 7/2005 Allen et al.
- D514,983 S 2/2006 Renkert et al.
- D519,066 S 4/2006 Ney et al.
- D528,471 S 9/2006 Renkert et al.
- D534,097 S * 12/2006 Renkert et al. D12/91

1 Claim, 6 Drawing Sheets



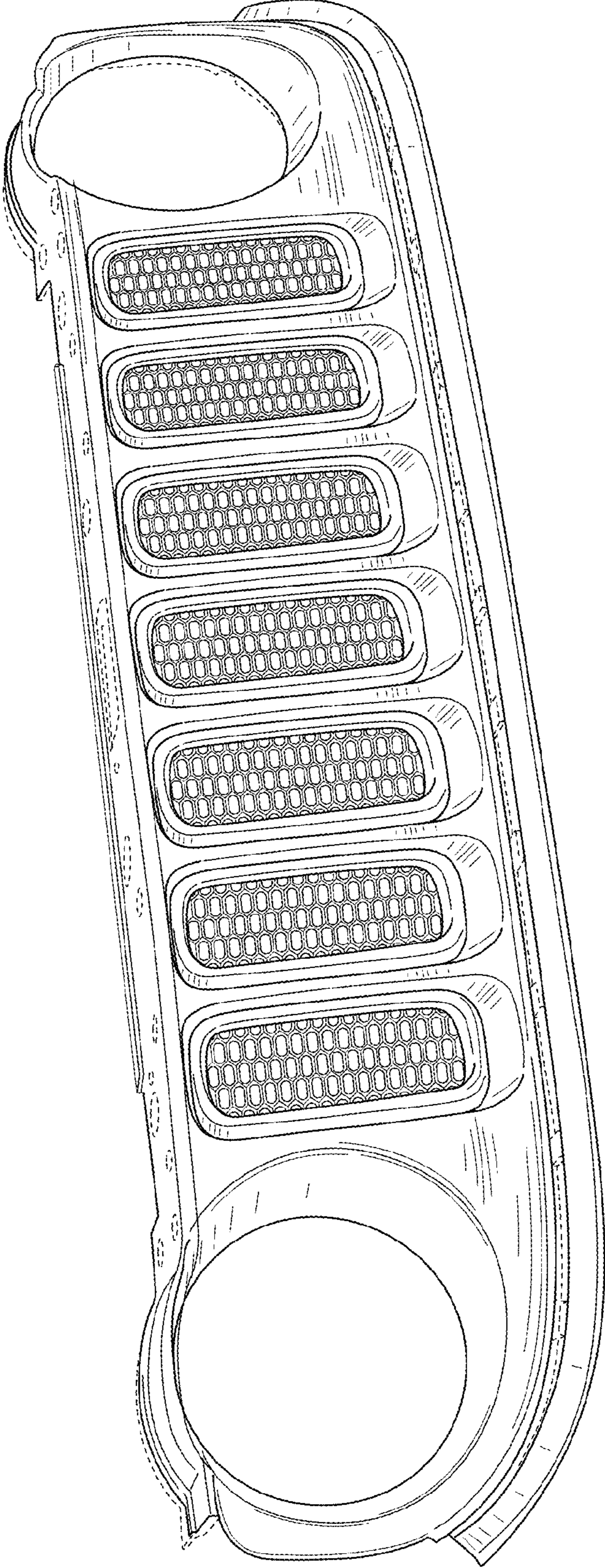


FIG. 1

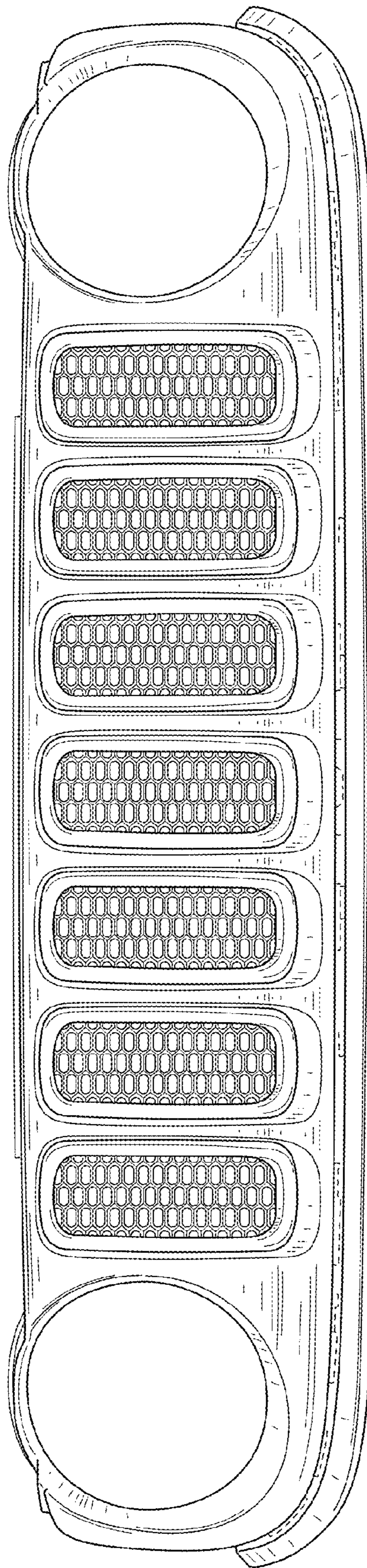


FIG. 2

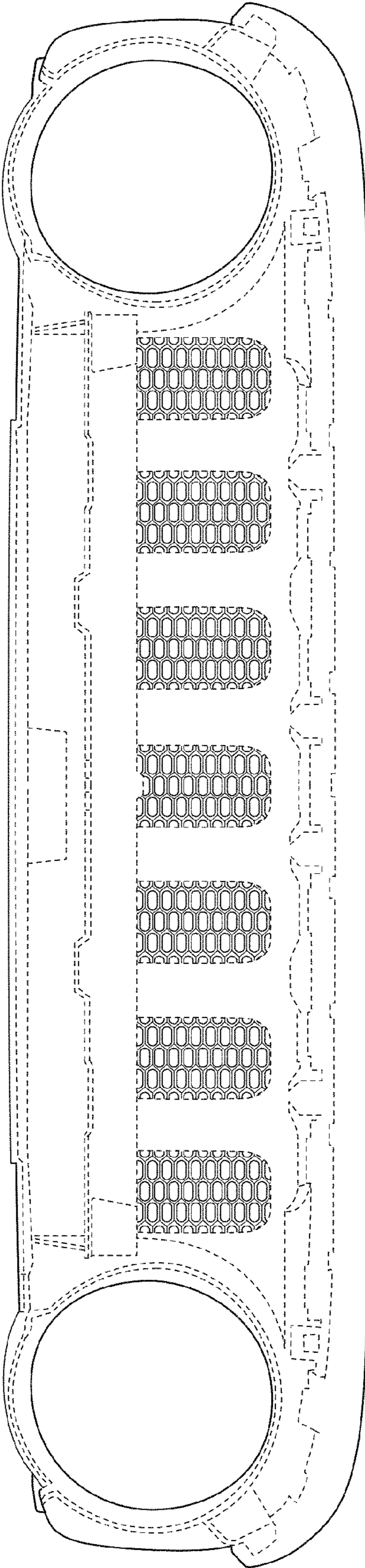


FIG. 3

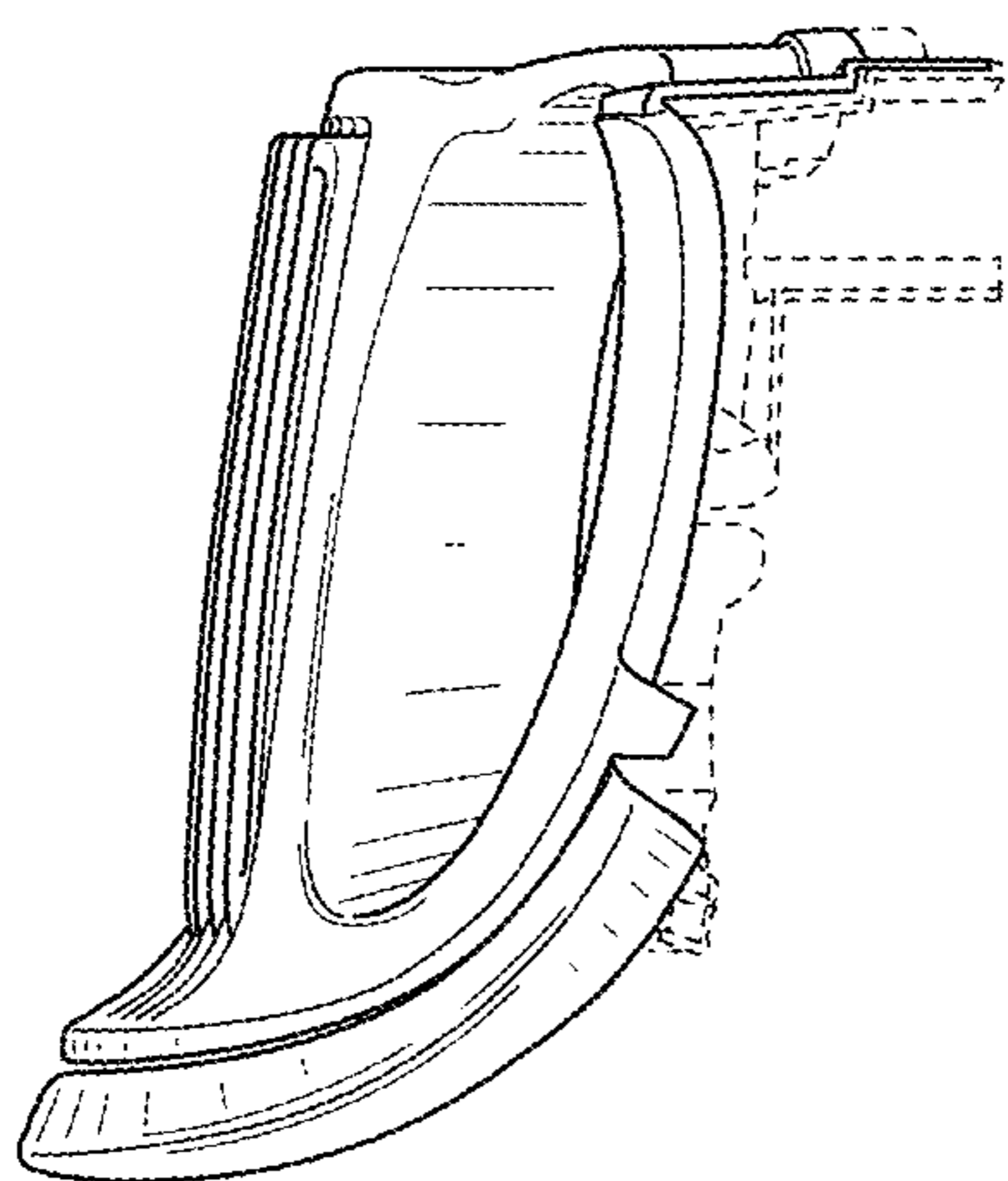


FIG. 4

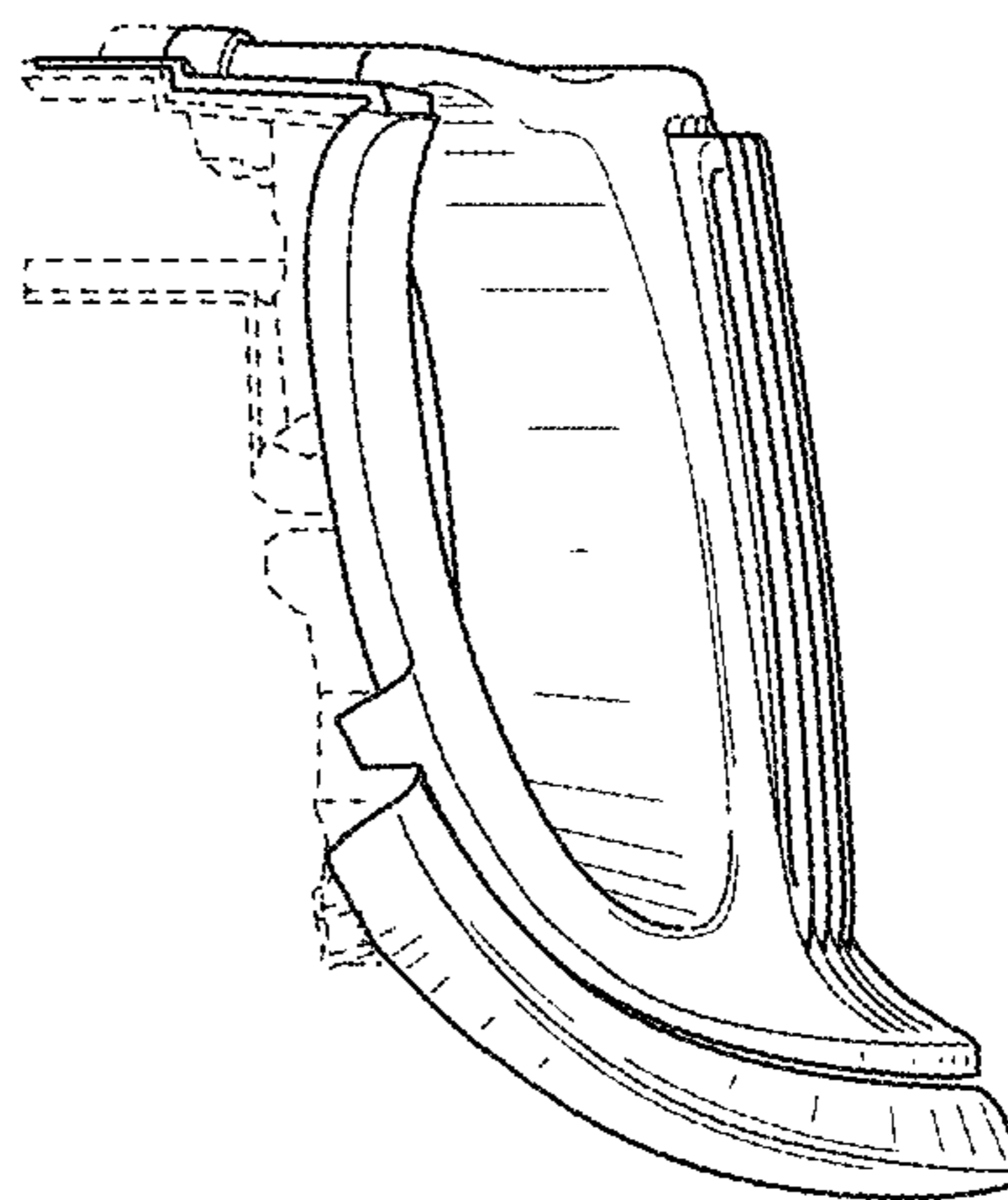


FIG. 5

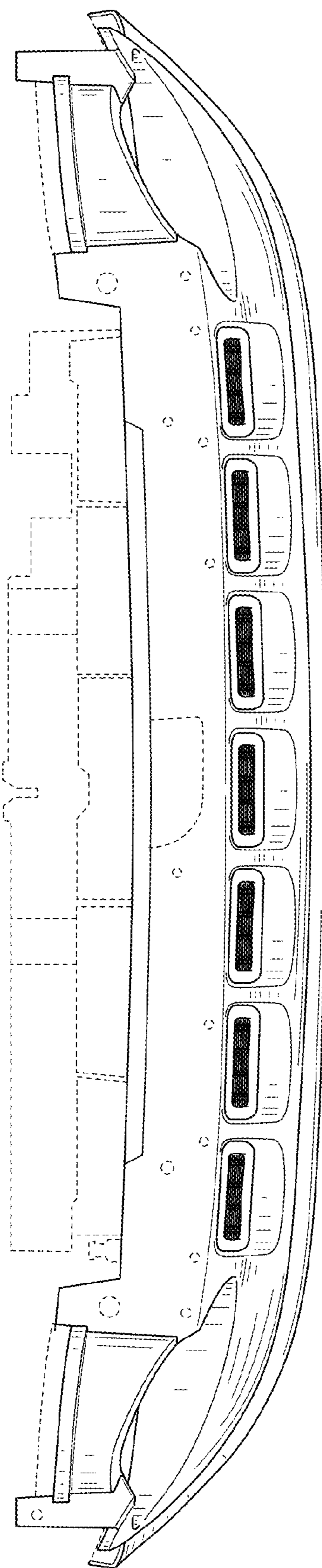


FIG. 6

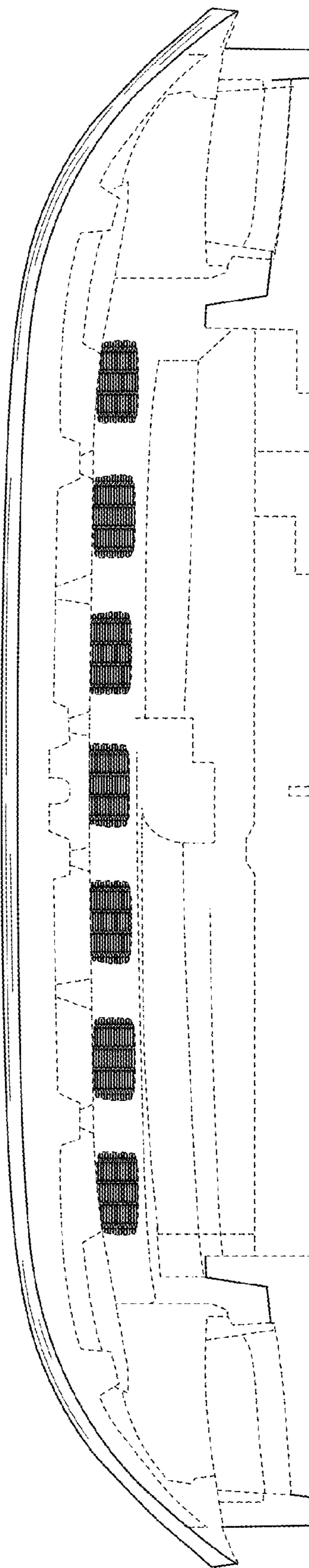


FIG. 7

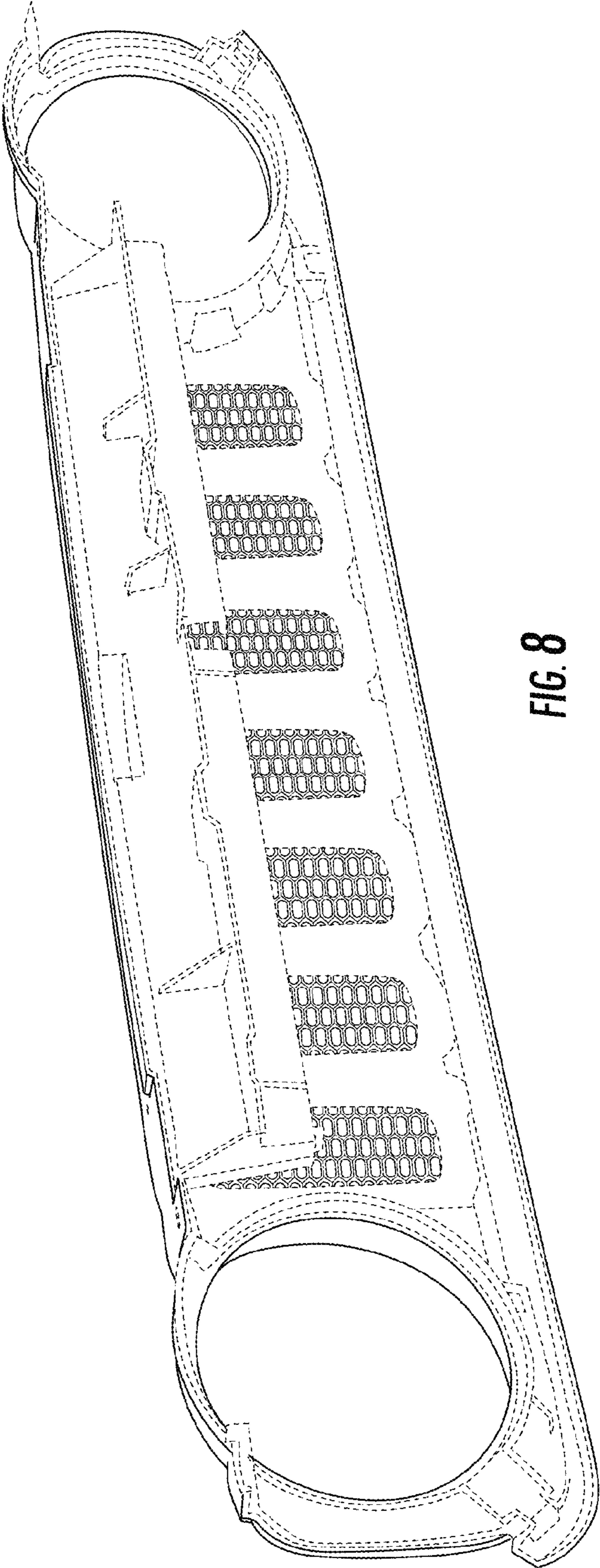


FIG. 8