



US00D733614S

(12) **United States Design Patent**  
**Scheinhuette**

(10) **Patent No.:** **US D733,614 S**  
(45) **Date of Patent:** **\*\* Jul. 7, 2015**

(54) **MOTOR VEHICLE, TOY AND/OR REPLICA**

(71) Applicant: **Dr. Ing. h.c. F. Porsche**  
**Aktiengesellschaft, Stuttgart (DE)**

(72) Inventor: **Ingo Scheinhuette, Eberdingen (DE)**

(73) Assignee: **Dr. Ing. h.c. F. Porsche**  
**Aktiengesellschaft, Stuttgart (DE)**

(\*\*) Term: **14 Years**

(21) Appl. No.: **29/496,806**

(22) Filed: **Jul. 17, 2014**

**Related U.S. Application Data**

(63) Continuation of application No. 29/486,101, filed on Mar. 26, 2014, now abandoned, which is a continuation of application No. 29/455,336, filed on May 20, 2013, now abandoned.

**Foreign Application Priority Data**

Nov. 22, 2012 (DE) ..... 40 2012 101 015

(51) **LOC (10) Cl.** ..... **12-08**

(52) **U.S. Cl.**  
USPC ..... **D12/91**

(58) **Field of Classification Search**  
USPC ..... D12/86, 90-92; D21/421, 433, 434;  
296/181.1, 181.5  
CPC ..... B62D 35/00; B62D 25/00; B62D 25/06;  
B62D 25/08; B62D 33/00  
See application file for complete search history.

(56) **References Cited**

**U.S. PATENT DOCUMENTS**

D320,368 S 10/1991 Dimson  
D327,039 S 6/1992 Dimson  
D411,139 S 6/1999 Lai

D417,414 S 12/1999 Mobius  
D436,061 S 1/2001 Mobius  
D438,145 S 2/2001 Hatter  
D468,238 S 1/2003 Bhambra  
D497,327 S 10/2004 Lai  
D507,207 S 7/2005 Larson  
D507,510 S 7/2005 Larson  
D512,341 S 12/2005 Larson  
D528,056 S 9/2006 Lai  
D547,240 S 7/2007 Kulla  
D547,698 S 7/2007 Kulla  
D549,614 S 8/2007 Kulla  
D560,557 S 1/2008 Kulla  
D589,403 S 3/2009 Saracoglu  
D590,301 S 4/2009 Saracoglu  
D605,560 S 12/2009 Kulla  
D606,456 S 12/2009 Saracoglu  
D606,902 S 12/2009 Saracoglu  
D606,903 S 12/2009 Saracoglu  
D607,779 S 1/2010 Kulla  
D607,780 S 1/2010 Larson  
D610,488 S 2/2010 Kulla

(Continued)

*Primary Examiner* — Melody N Brown

(74) *Attorney, Agent, or Firm* — RatnerPrestia


(57) **CLAIM**

The ornamental design for a motor vehicle, toy and/or replica, as shown and described.

**DESCRIPTION**

FIG. 1 is a front perspective view of a motor vehicle, toy and/or replica;  
FIG. 2 is a rear perspective view thereof;  
FIG. 3 is front elevation view thereof;  
FIG. 4 is a rear elevation view thereof;  
FIG. 5 is a right side elevation view thereof, the left side being substantially a mirror image; and,  
FIG. 6 is a top plan view thereof.  
The broken line showing of the motor vehicle, toy and/or replica forms no part of the claimed design.

**1 Claim, 6 Drawing Sheets**



(56)

**References Cited**

U.S. PATENT DOCUMENTS

D623,557 S 9/2010 Kulla  
D641,665 S 7/2011 Larson  
D651,944 S \* 1/2012 Steinmetz ..... D12/92  
D661,228 S \* 6/2012 Armbruster ..... D12/92  
D663,239 S \* 7/2012 Saracoglu ..... D12/92  
D663,240 S 7/2012 Scheinhutte

D669,001 S 10/2012 Varga  
D673,484 S 1/2013 Robinson  
D684,896 S 6/2013 Scheinhutte  
D701,146 S \* 3/2014 Varga ..... D12/92  
D704,099 S \* 5/2014 Varga ..... D12/92  
D704,596 S \* 5/2014 Saracoglu ..... D12/92  
D705,131 S \* 5/2014 Larson ..... D12/92  
D719,066 S \* 12/2014 Schramm ..... D12/92

\* cited by examiner

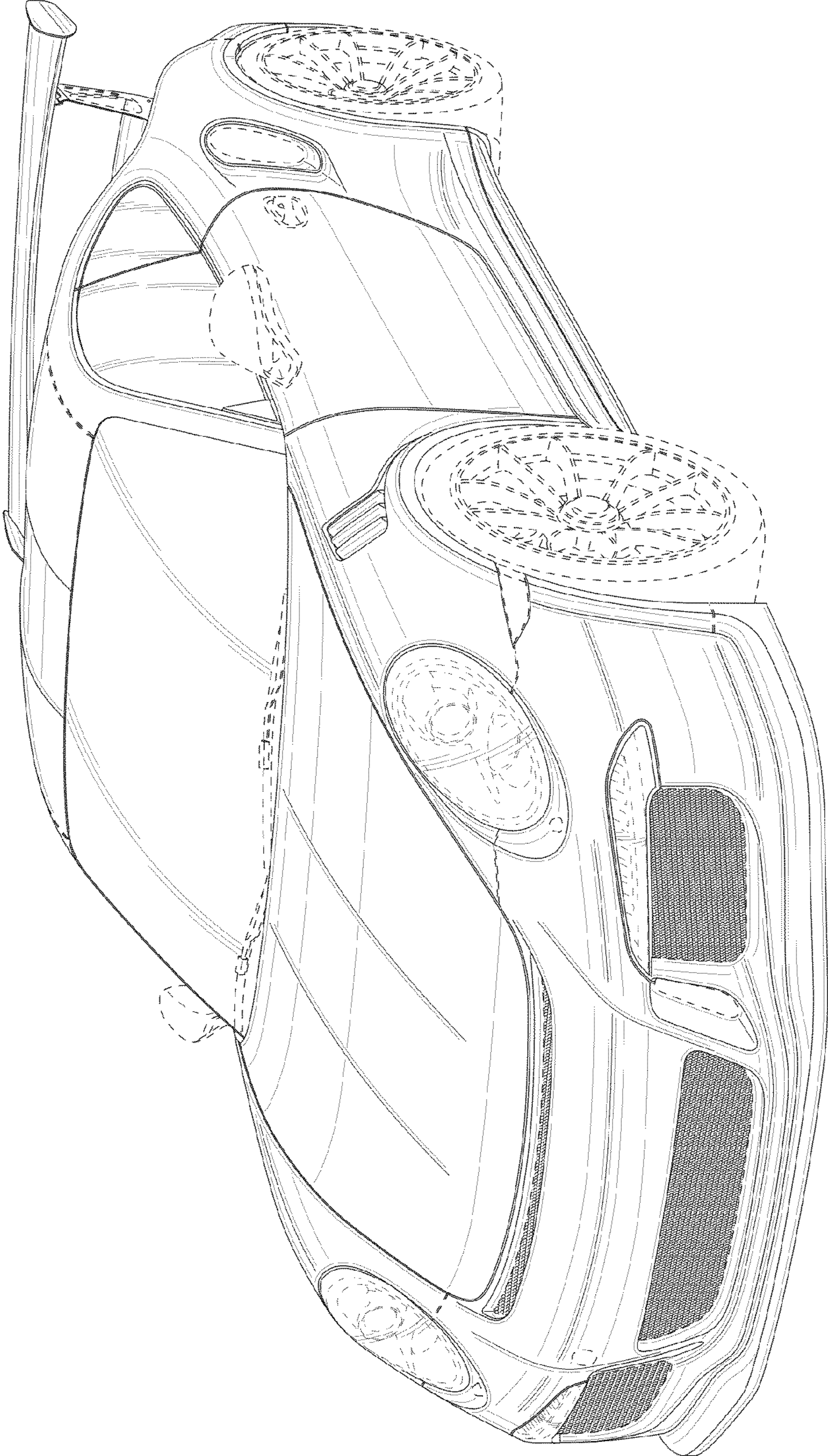


FIG. 1

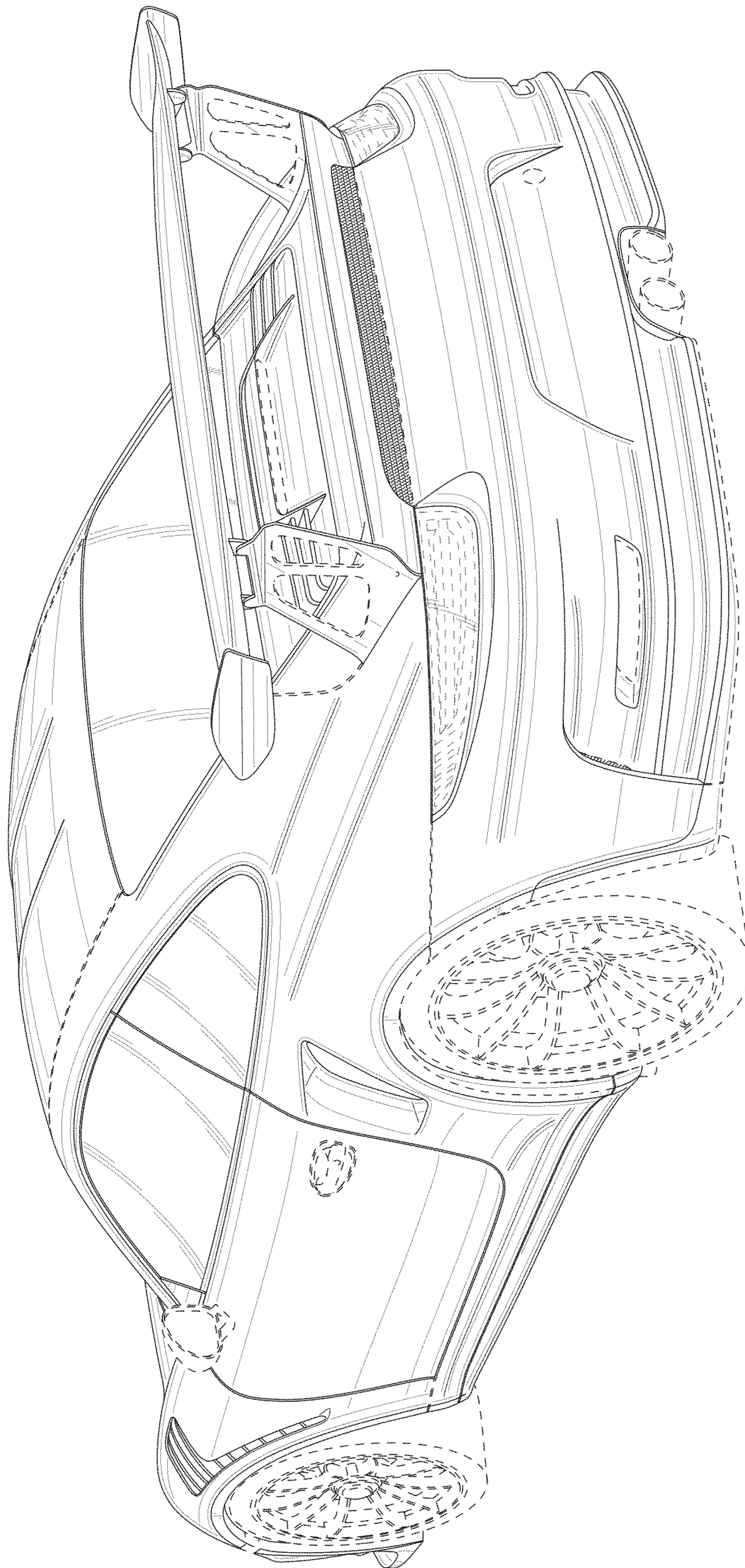


FIG. 2




FIG. 3

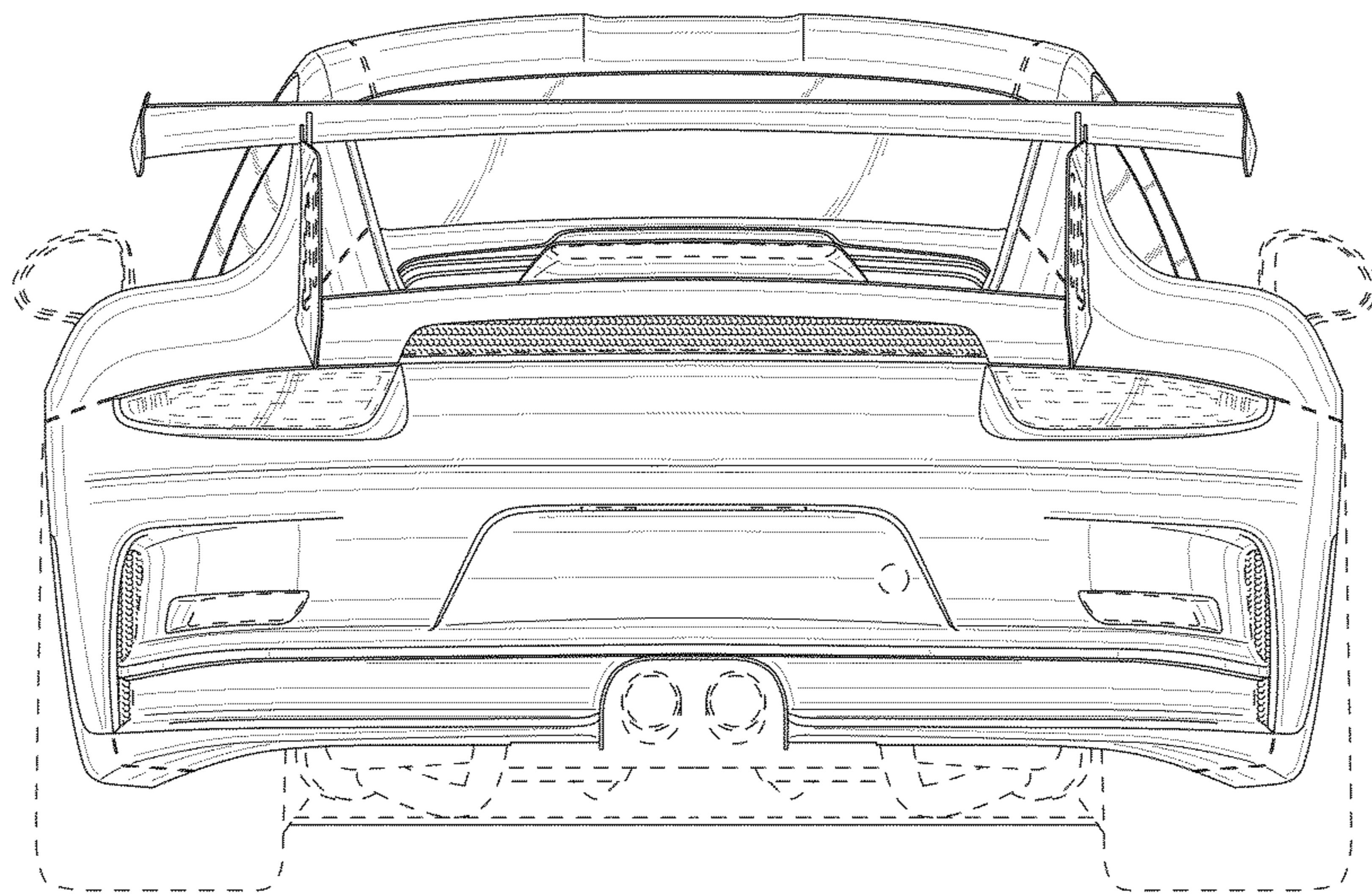


FIG. 4

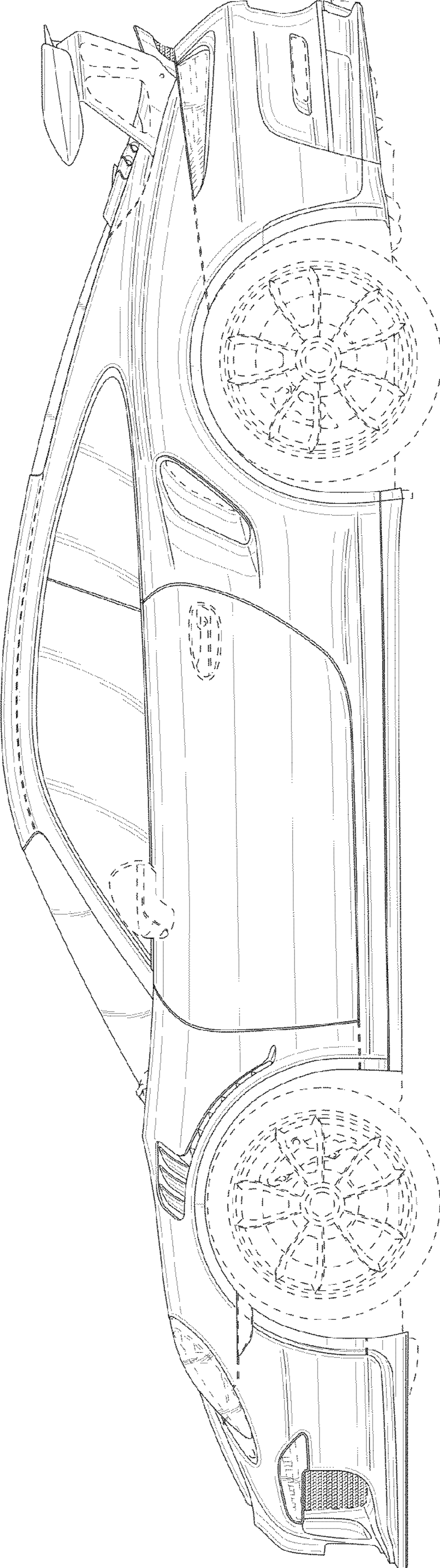


FIG. 5

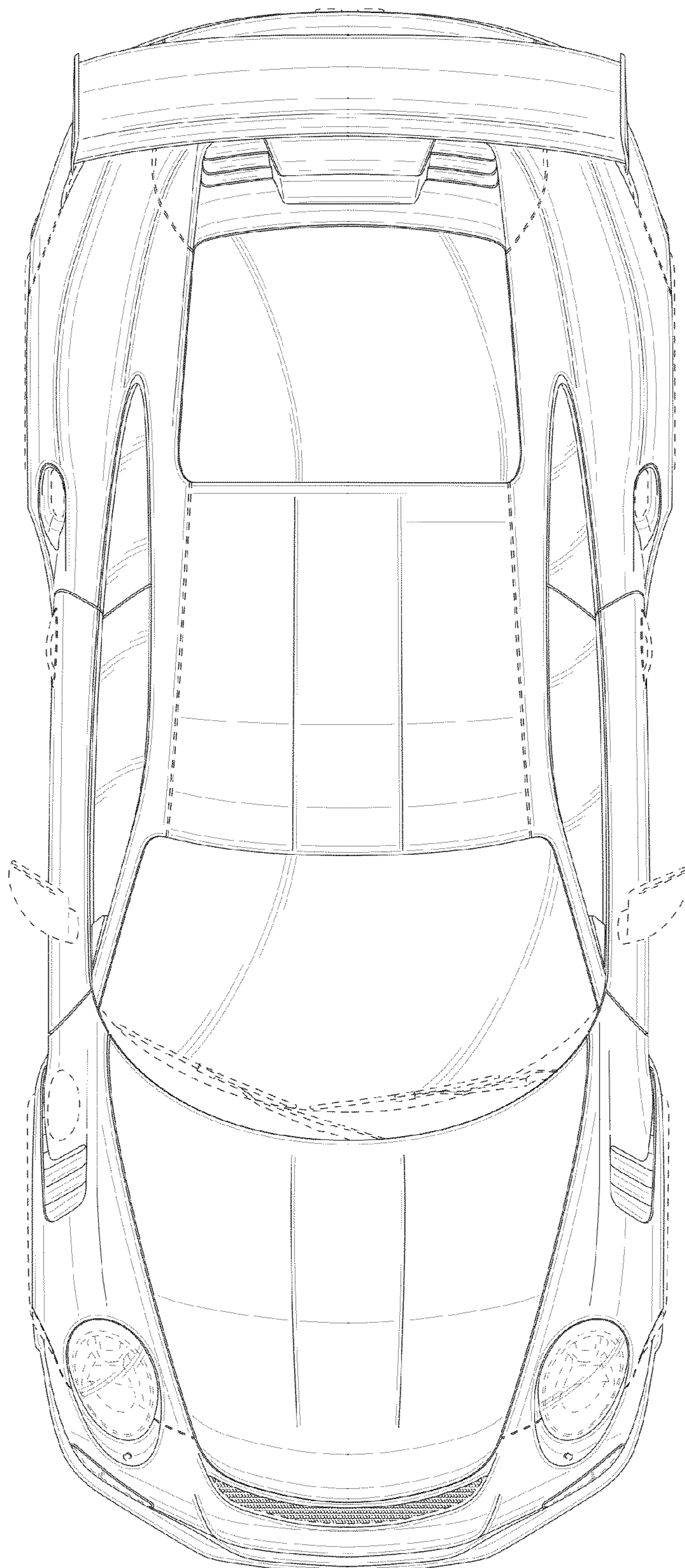


FIG. 6