



US00D733612S

(12) **United States Design Patent**
Mayer

(10) **Patent No.:** **US D733,612 S**
(45) **Date of Patent:** **** Jul. 7, 2015**

(54) **FASTENER**

- (71) Applicant: **Brian Mayer**, Santa Cruz, CA (US)
- (72) Inventor: **Brian Mayer**, Santa Cruz, CA (US)
- (73) Assignee: **Brian Mayer**, Santa Cruz, CA (US)
- (*) Notice: This patent is subject to a terminal disclaimer.
- (**) Term: **14 Years**
- (21) Appl. No.: **29/472,742**
- (22) Filed: **Nov. 15, 2013**
- (51) **LOC (10) Cl.** **02-07**
- (52) **U.S. Cl.**
USPC **D11/208; D11/200**
- (58) **Field of Classification Search**
USPC D11/1, 2, 200–219, 222–237; 24/163 R,
24/169–171, 173, 177–179, 191, 194–195,
24/197, 200, 614–616, 625, 603, 634
CPC F16B 21/00; A44B 11/26; A41D 1/04
See application file for complete search history.

(56) **References Cited**

U.S. PATENT DOCUMENTS

918,398 A *	4/1909	Tunnicliffe	24/466
D237,760 S *	11/1975	Woods	D29/122
D284,900 S *	8/1986	Chalmers et al.	D11/200
7,448,116 B1 *	11/2008	Howell	24/614
D628,122 S *	11/2010	Sanders	D11/200
D681,503 S *	5/2013	McDaniel	D11/200

* cited by examiner

Primary Examiner — Ralf Seifert

(74) *Attorney, Agent, or Firm* — Landmark Intellectual Property Law, PC

(57) **CLAIM**

The ornamental design for a fastener, as shown.

DESCRIPTION

FIG. 1 is a top view of a fastener showing my new design.
 FIG. 2 is a side view thereof;
 FIG. 3 is a bottom view thereof;
 FIG. 4 is a perspective view thereof; and,
 FIG. 5 is an exploded view thereof.

1 Claim, 3 Drawing Sheets



FIGURE 1




FIGURE 2




FIGURE 3




FIGURE 4



FIGURE 5

