



US00D733559S

(12) **United States Design Patent**
Schick

(10) **Patent No.:** **US D733,559 S**
(45) **Date of Patent:** **** Jul. 7, 2015**

(54) **TOP COVER FOR DRINKING VESSEL**

(71) Applicant: **Pöppelmann Holding GmbH & Co. KG, Lohne (DE)**

(72) Inventor: **Werner Schick, Neuenkirchen (DE)**

(73) Assignee: **Pöppelmann Holding GmbH, Lohne (DE)**

(**) Term: **14 Years**

(21) Appl. No.: **29/482,817**

(22) Filed: **Feb. 21, 2014**

533,780 A	2/1895	Biliokn	
677,982 A	7/1901	Heffernan	
D130,837 S *	12/1941	Grunberg	D9/441
D157,262 S *	2/1950	Jung	D9/451
D182,425 S *	4/1958	McAuley	D9/439
D400,440 S *	11/1998	Tucker	D9/451
D409,486 S *	5/1999	Goserud	D9/439
D411,578 S *	6/1999	Silverman	D2/882
D420,253 S *	2/2000	Malusek	D7/392.1
D425,706 S *	5/2000	Calderone	D9/668
D433,066 S *	10/2000	Porter	D9/668
6,253,942 B1	7/2001	Elias	
D446,723 S *	8/2001	Siegel et al.	D9/451
D462,905 S *	9/2002	Siegel et al.	D9/451
D533,780 S *	12/2006	Wild	D9/452
D538,677 S *	3/2007	Verde	D9/668
D677,982 S *	3/2013	Levin	D7/392

* cited by examiner

Related U.S. Application Data

(62) Division of application No. 29/445,074, filed on Feb. 7, 2013, now Pat. No. Des. 708,520.

Foreign Application Priority Data

Aug. 9, 2012 (EP) 002085993

(51) **LOC (10) Cl.** **09-01**

(52) **U.S. Cl.**
USPC **D9/451**

(58) **Field of Classification Search**
USPC D9/632, 668, 434-454; D7/514-515, D7/517, 519-520, 392, 392.1, 901; D3/270-271.1; 215/381-384, 215/387-388; 206/376, 457, 527
See application file for complete search history.

References Cited

U.S. PATENT DOCUMENTS

130,837 A	8/1872	Bignall
157,262 A	11/1874	Weight
182,425 A	9/1876	Evans et al.
409,486 A	8/1889	Nickerson
411,578 A	9/1889	Burr
462,905 A	11/1891	Wright et al.

Primary Examiner — Sandra Morris

(74) *Attorney, Agent, or Firm* — Husch Blackwell LLP; Daniel S. Cohn

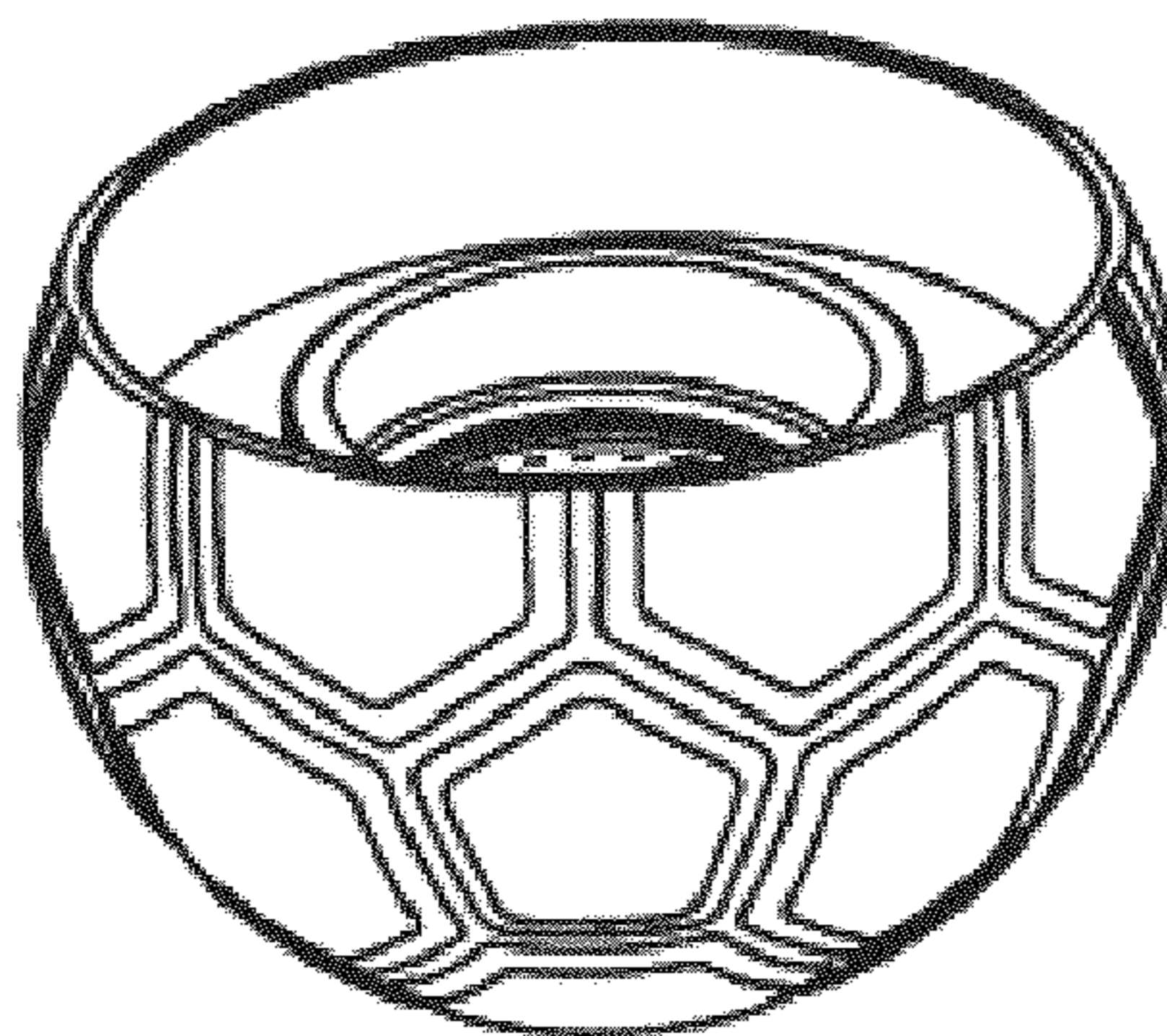
(57) **CLAIM**

I claim the ornamental design for a top cover for a drinking vessel, as shown and described.

DESCRIPTION

FIG. 1 is a bottom perspective view of a top cover for a drinking vessel according to a first embodiment of the new design;
FIG. 2 is a top view of the first embodiment;
FIG. 3 is a bottom view of the first embodiment;
FIG. 4 is a front elevation view of the first embodiment, the rear elevation view (not shown) being substantially similar to the front elevation view; and,
FIG. 5 is a right side elevation view of the first embodiment, the left side elevation view (not shown) being substantially similar to the right side elevation view.
The broken lines in FIGS. 1 and 3 are included for the purpose of illustrating a portion of the interior that forms no part of the claimed design.

1 Claim, 5 Drawing Sheets



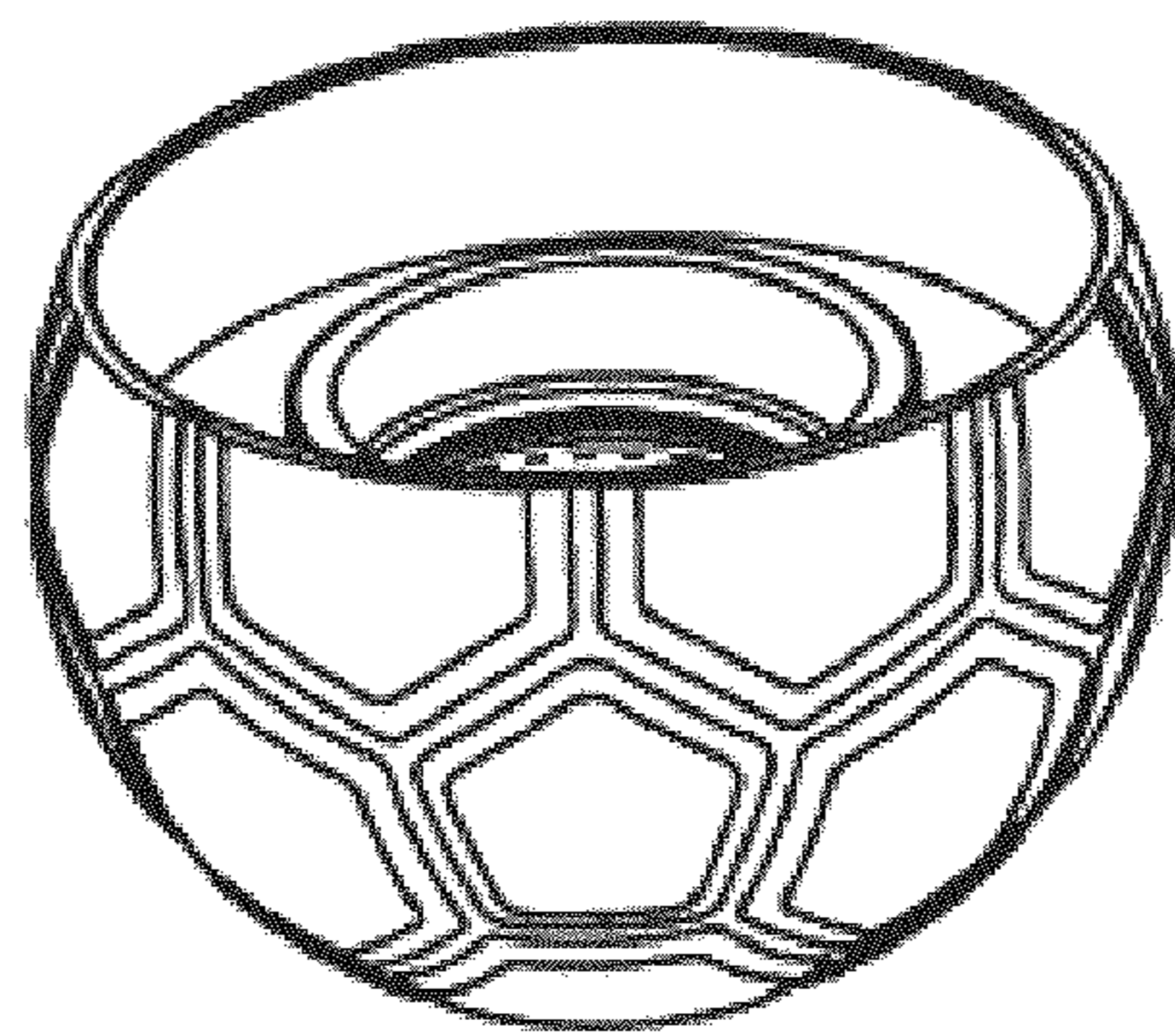


Fig. 1




Fig. 2

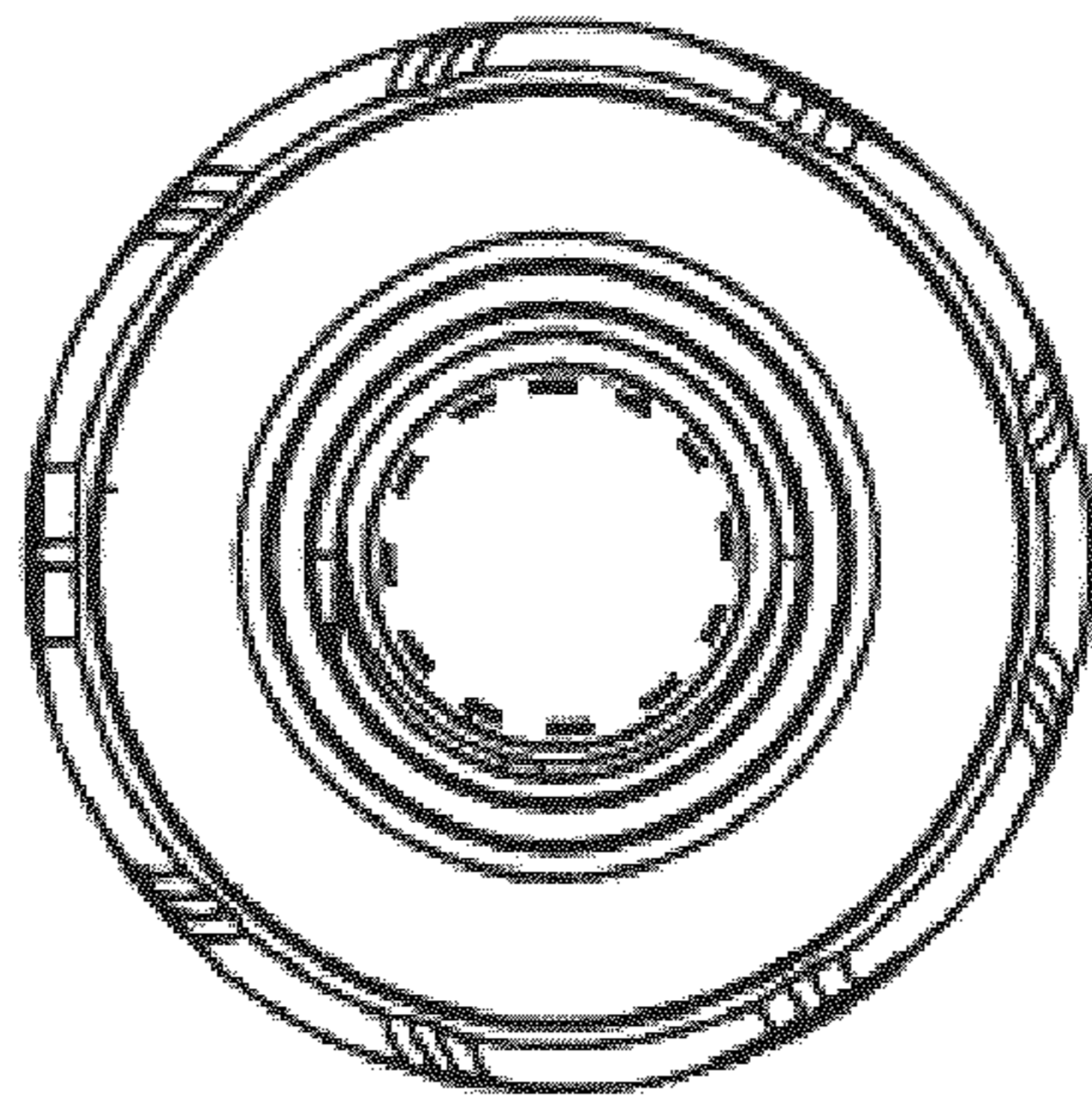


Fig. 3

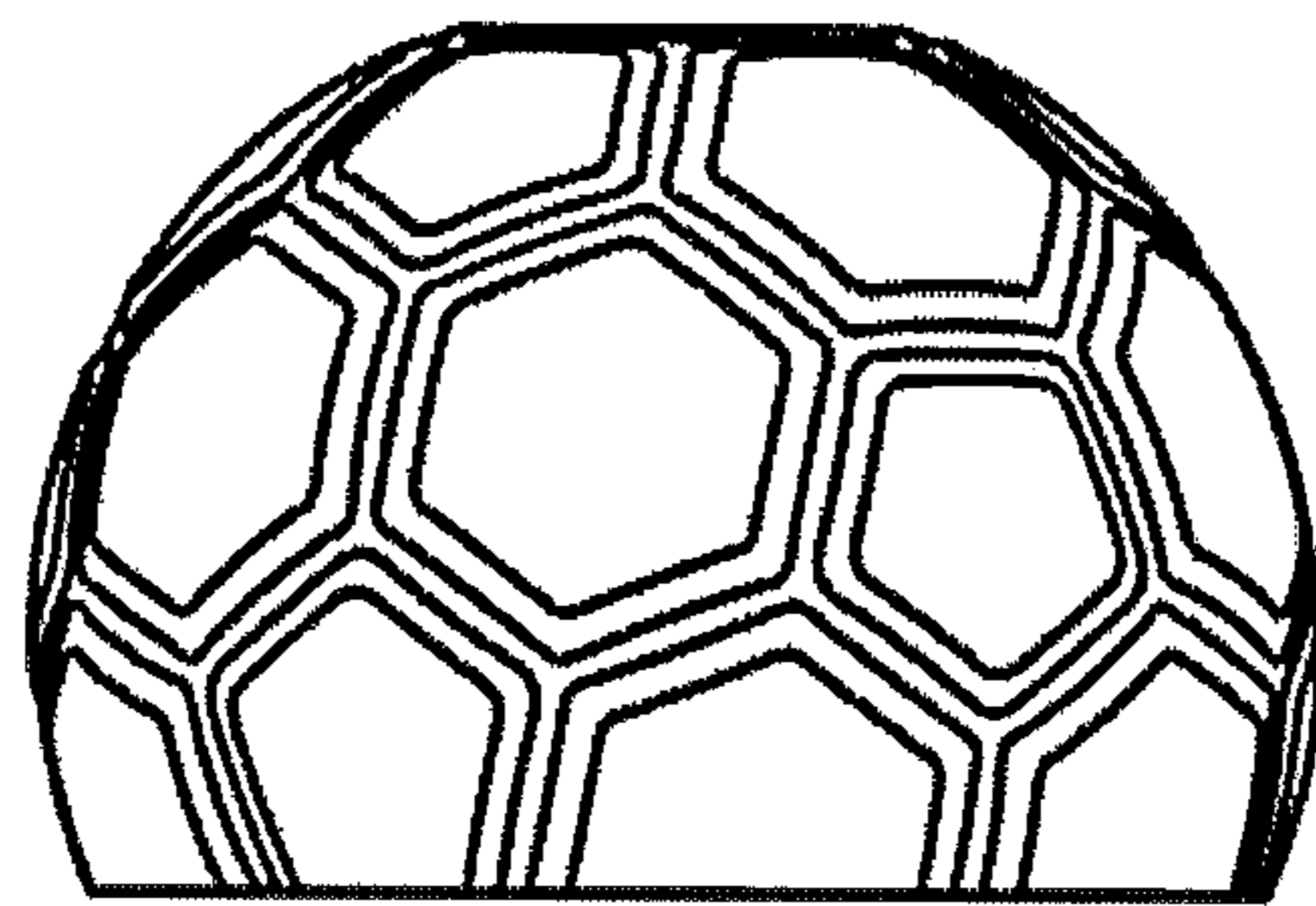


Fig. 4

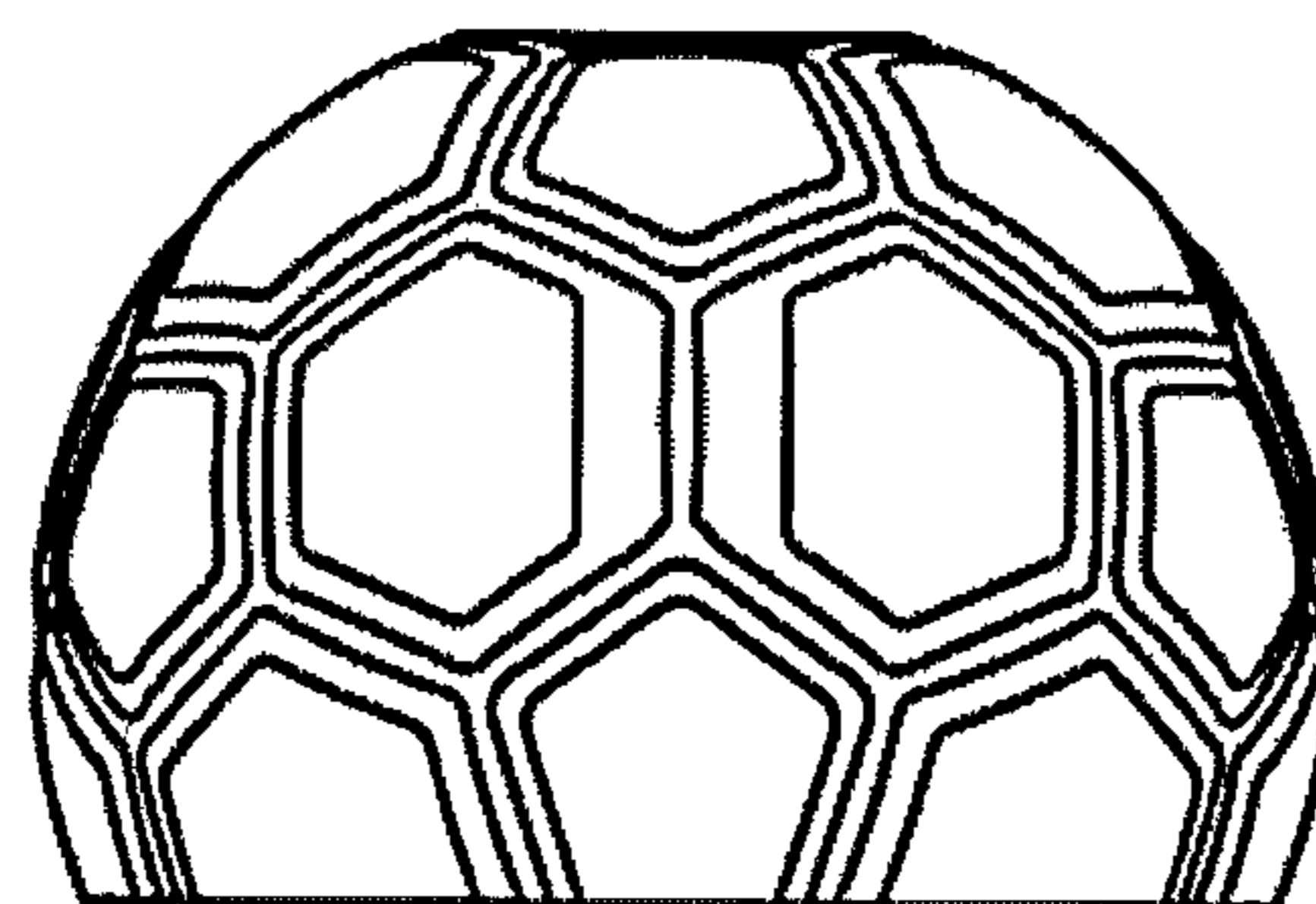


Fig. 5