



US00D733554S

(12) **United States Design Patent**
Rubinstein

(10) **Patent No.:** **US D733,554 S**

(45) **Date of Patent:** **** Jul. 7, 2015**

(54) **CAPSULE FOR HOT OR COLD BEVERAGES**

(71) Applicant: **Landmax Ltd.**, Wan Chai (HK)

(72) Inventor: **David Rubinstein**, Aartselaar (BE)

(73) Assignee: **LANDMAX LTD.**, Wan Chai (HK)

(**) Term: **14 Years**

(21) Appl. No.: **29/497,037**

(22) Filed: **Jul. 21, 2014**

(30) **Foreign Application Priority Data**

Jan. 22, 2014 (EM) 001400345-0001

(51) **LOC (10) Cl.** **09-03**

(52) **U.S. Cl.**
USPC **D9/416**

(58) **Field of Classification Search**
USPC D9/416, 429, 428, 778, 776, 503, 425,
D9/431, 424, 434, 439; 220/657, 659, 521;
206/539, 540, 541; 229/400-406, 600,
229/932, 906.1; 426/80; D7/400
See application file for complete search history.

(56) **References Cited**

U.S. PATENT DOCUMENTS

D317,120 S * 5/1991 Schwartzburg D9/778
5,064,073 A * 11/1991 Folland 220/521
D445,677 S * 7/2001 Lindsay et al. D9/429
D513,152 S * 12/2005 Cahen D7/400
D539,643 S * 4/2007 Abel D9/424

D606,363 S * 12/2009 Aardenburg D7/400
D621,698 S * 8/2010 Cometto D9/424
D628,883 S * 12/2010 Stephens D9/429
D649,870 S * 12/2011 Cometto D9/424
D651,508 S * 1/2012 Layfield D9/416
D652,718 S * 1/2012 Caldwell et al. D9/434
D658,493 S * 5/2012 Cometto D9/424
D686,496 S * 7/2013 Strauli D9/439
D689,768 S * 9/2013 Inderbitzin D9/429
D695,110 S * 12/2013 Houlton et al. D9/428
D697,794 S * 1/2014 De Pra D9/425
D699,566 S * 2/2014 De Pra D9/425
D703,035 S * 4/2014 Zanetti D9/416
D703,039 S * 4/2014 Hansen D9/429
2011/0212225 A1 * 9/2011 Mariller 426/80
2014/0161937 A1 * 6/2014 Rondelli 426/80

* cited by examiner

Primary Examiner — Holly Baynham

Assistant Examiner — Rhea Shields

(74) *Attorney, Agent, or Firm* — Kirschstein, et al.

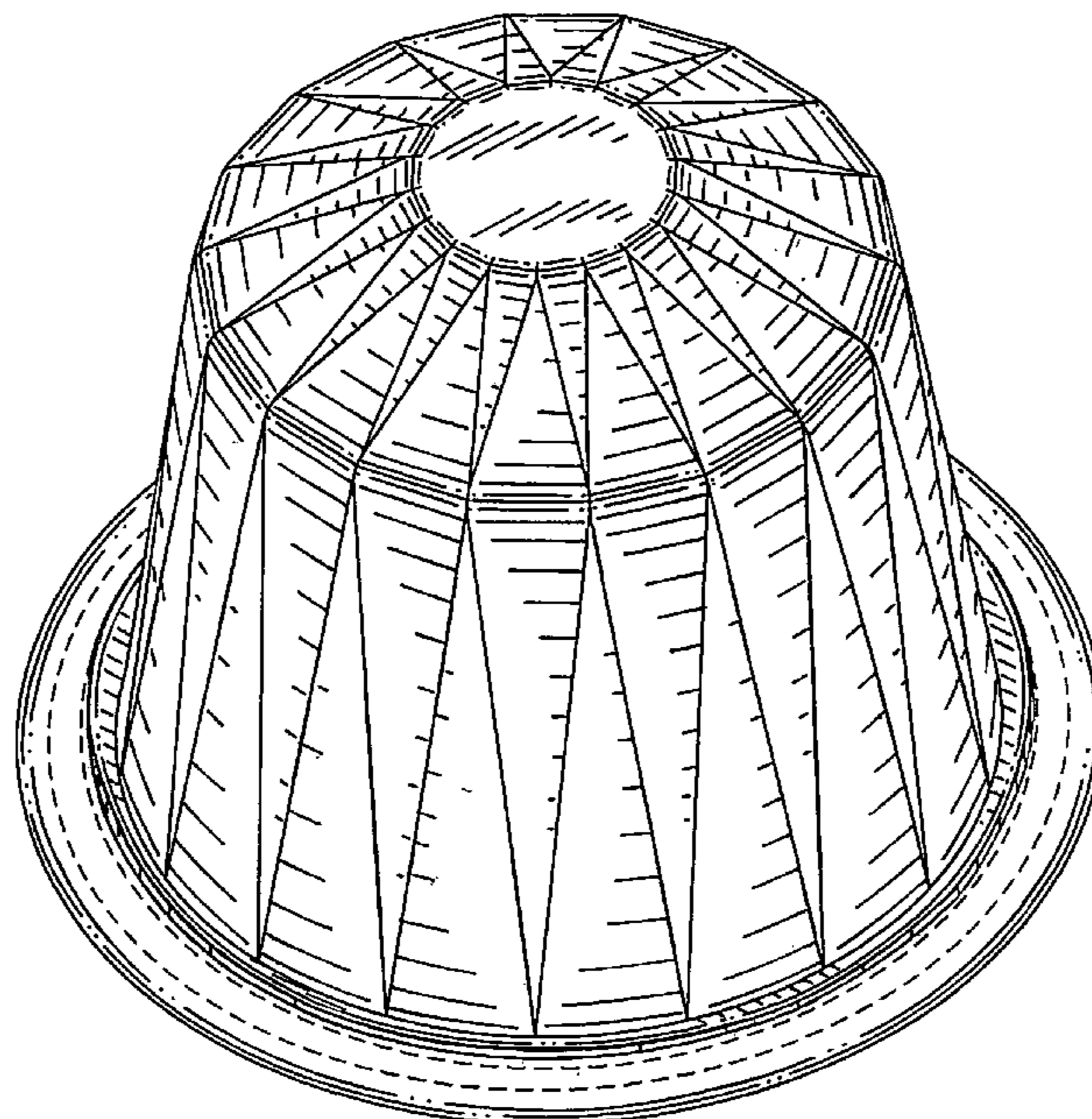
(57) **CLAIM**

The ornamental design for a capsule for hot or cold beverages, as shown and described.

DESCRIPTION

FIG. 1 is a top side perspective view of a capsule for hot or cold beverages according to my new design. FIG. 2 is a side view thereof, all sides being identical; and, FIG. 3 is a top plan view thereof. The bottom plan view is plain and unornamented. In the drawings, the broken lines depict unclaimed subject matter only and form no part of the claimed design.

1 Claim, 3 Drawing Sheets



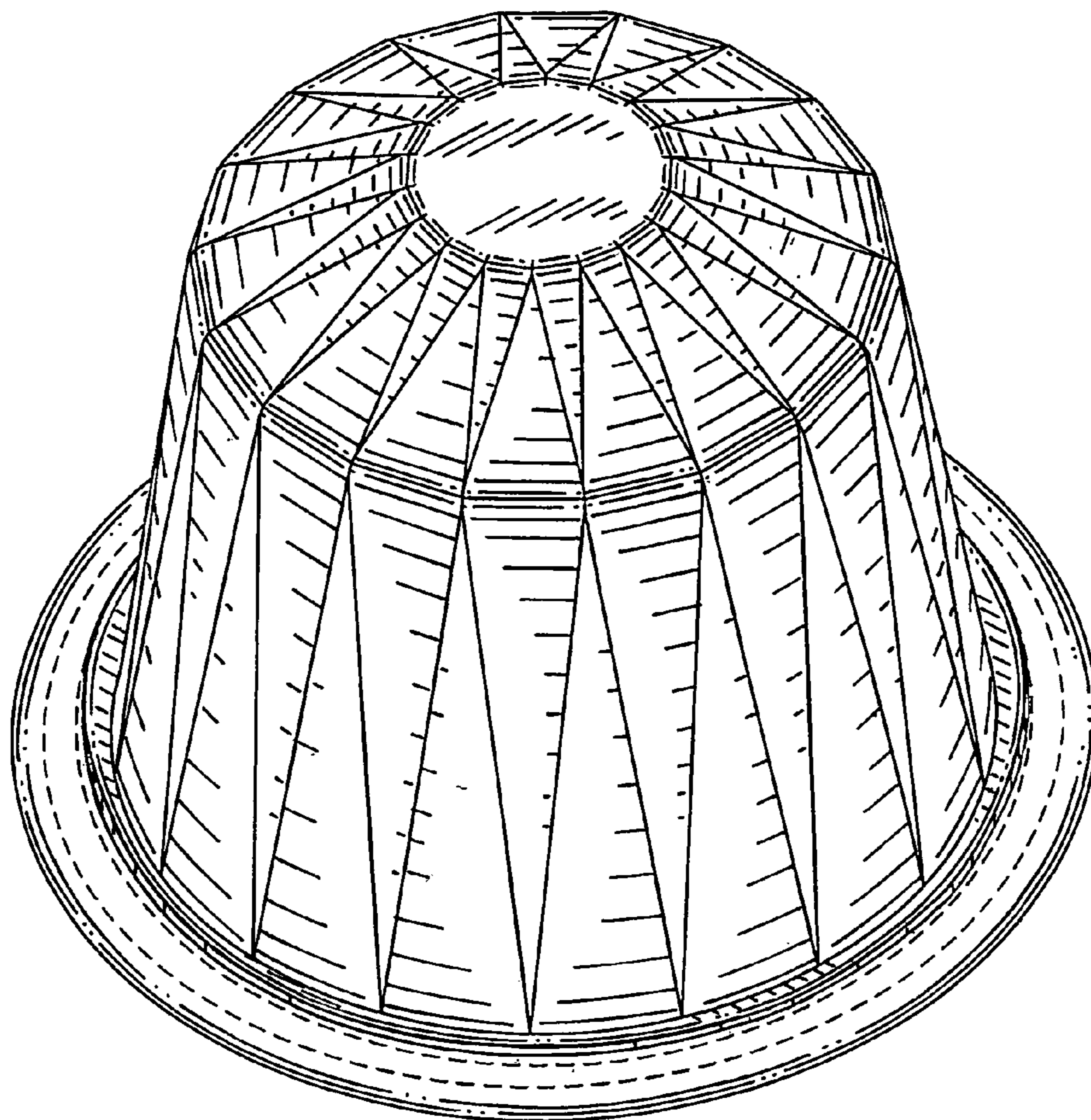


FIG. 1

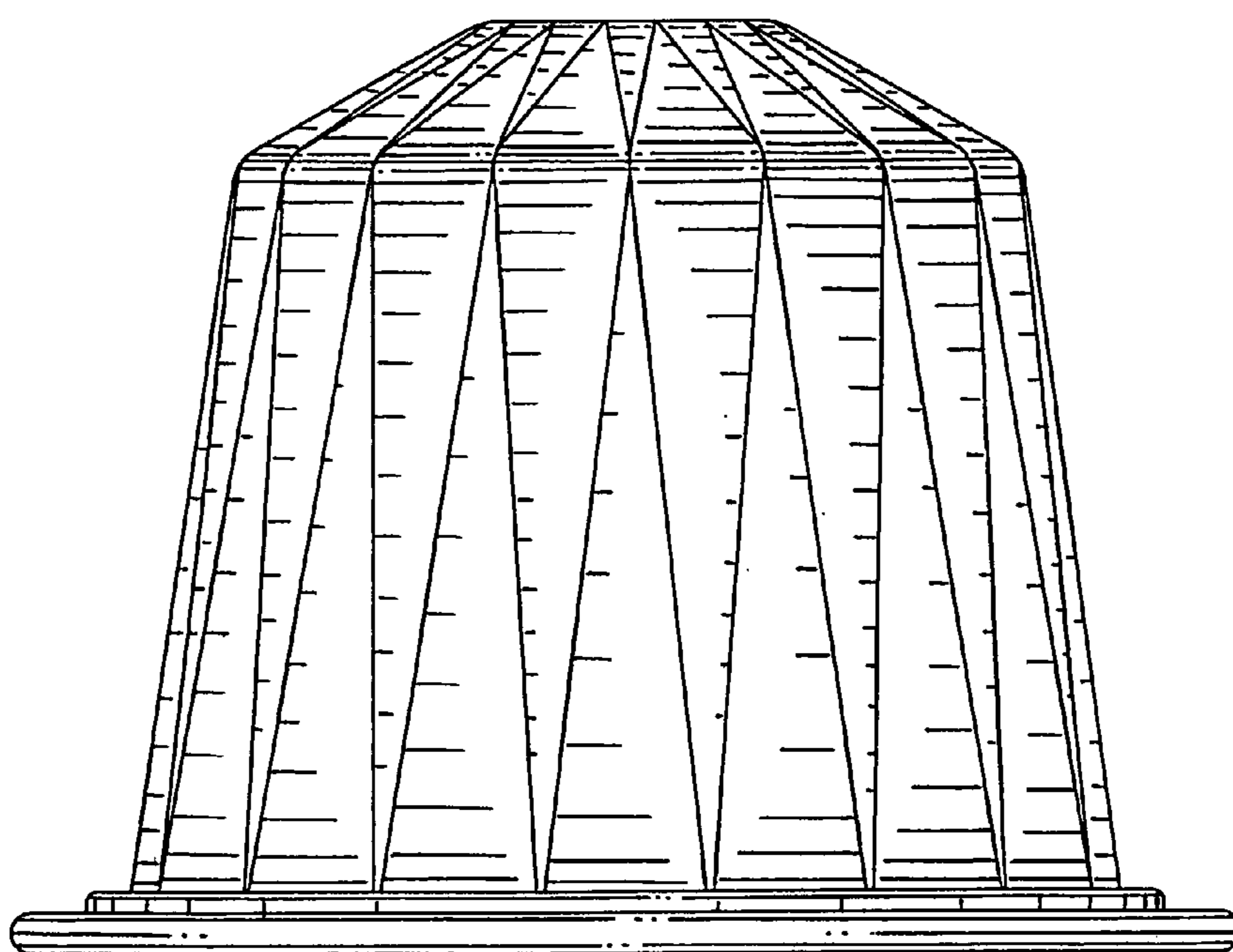


FIG. 2




FIG. 3