



US00D733534S

(12) **United States Design Patent**
Altrichter

(10) **Patent No.:** **US D733,534 S**
(45) **Date of Patent:** **** Jul. 7, 2015**

- (54) **HOSE/TUBE SEPARATOR**
- (71) Applicant: **Kirk Altrichter**, Pacific, WA (US)
- (72) Inventor: **Kirk Altrichter**, Pacific, WA (US)
- (73) Assignee: **TACOMA SCREW PRODUCTS, INC.**, Tacoma, WA (US)
- (**) Term: **14 Years**
- (21) Appl. No.: **29/469,393**
- (22) Filed: **Oct. 9, 2013**
- (51) **LOC (10) Cl.** **08-05**
- (52) **U.S. Cl.**
USPC **D8/356**
- (58) **Field of Classification Search**
USPC D8/367, 354, 349, 373, 372, 371, 356,
D8/353; D6/323; 248/301, 302, 303, 304,
248/339, 205.3, 544; 294/209, 24, 2, 210,
294/211; 403/53, 91, 97; 604/179
CPC F16B 2/00; A63B 27/00
See application file for complete search history.

D485,161	S	*	1/2004	Hutchinson	D8/383
D488,054	S	*	4/2004	Myers	D8/356
H2203	H	*	10/2007	Borchardt et al.	D8/396
D568,723	S	*	5/2008	Morgan	D8/356
D580,661	S	*	11/2008	Belokin	D6/315
D586,567	S	*	2/2009	Heroux	D6/323
D587,101	S	*	2/2009	Morgan	D8/356
D587,102	S	*	2/2009	Morgan	D8/356
7,500,644	B2	*	3/2009	Naudet et al.	248/68.1
D606,323	S	*	12/2009	Heroux	D6/323
7,712,709	B2	*	5/2010	Winchester	248/89
D638,690	S	*	5/2011	Hoek	D8/356
D638,691	S	*	5/2011	Hoek	D8/356
D638,692	S	*	5/2011	Hoek	D8/356
D640,527	S	*	6/2011	Hoek	D8/356
8,056,680	B2	*	11/2011	Broten	182/221
D668,130	S	*	10/2012	Pawluk	D8/356
D676,310	S	*	2/2013	Lowrance	D8/356
D691,875	S	*	10/2013	Ganski	D8/356
D691,878	S	*	10/2013	Ganski	D8/356
D702,532	S	*	4/2014	Garrido et al.	D8/354
8,900,196	B2	*	12/2014	Andino	604/174
D720,606	S	*	1/2015	Mathews et al.	D8/356
2003/0132352	A1	*	7/2003	Weaver	248/68.1
2005/0189453	A1	*	9/2005	DeGuevara	248/68.1
2010/0132979	A1	*	6/2010	Chen	174/135

* cited by examiner

Primary Examiner — Cynthia Underwood

(74) *Attorney, Agent, or Firm* — Jensen & Puntigam, PS

(56) **References Cited**

U.S. PATENT DOCUMENTS

4,114,241	A	*	9/1978	Bisping	403/188
D256,303	S	*	8/1980	Rieman	D6/552
4,244,544	A	*	1/1981	Kornat	248/68.1
D272,785	S	*	2/1984	Rumbaugh	D6/552
D272,787	S	*	2/1984	Rumbaugh	D6/552
4,971,271	A	*	11/1990	Sularz	248/68.1
5,316,246	A	*	5/1994	Scott et al.	248/68.1
D376,309	S	*	12/1996	Takai	D8/380
D404,580	S	*	1/1999	Hasler	D6/320
5,992,802	A	*	11/1999	Campbell	248/68.1
6,227,502	B1	*	5/2001	Derman	248/74.4
6,360,051	B1	*	3/2002	Daoud	385/137
D459,977	S	*	7/2002	Byrnes et al.	D8/357
6,415,932	B1	*	7/2002	Fiscus et al.	211/64
6,458,104	B2	*	10/2002	Gautsche	604/179

(57) **CLAIM**

The ornamental design for a hose/tube separator, as shown and described.

DESCRIPTION

FIG. 1 is a perspective view of a hose/tube separator showing my new design.

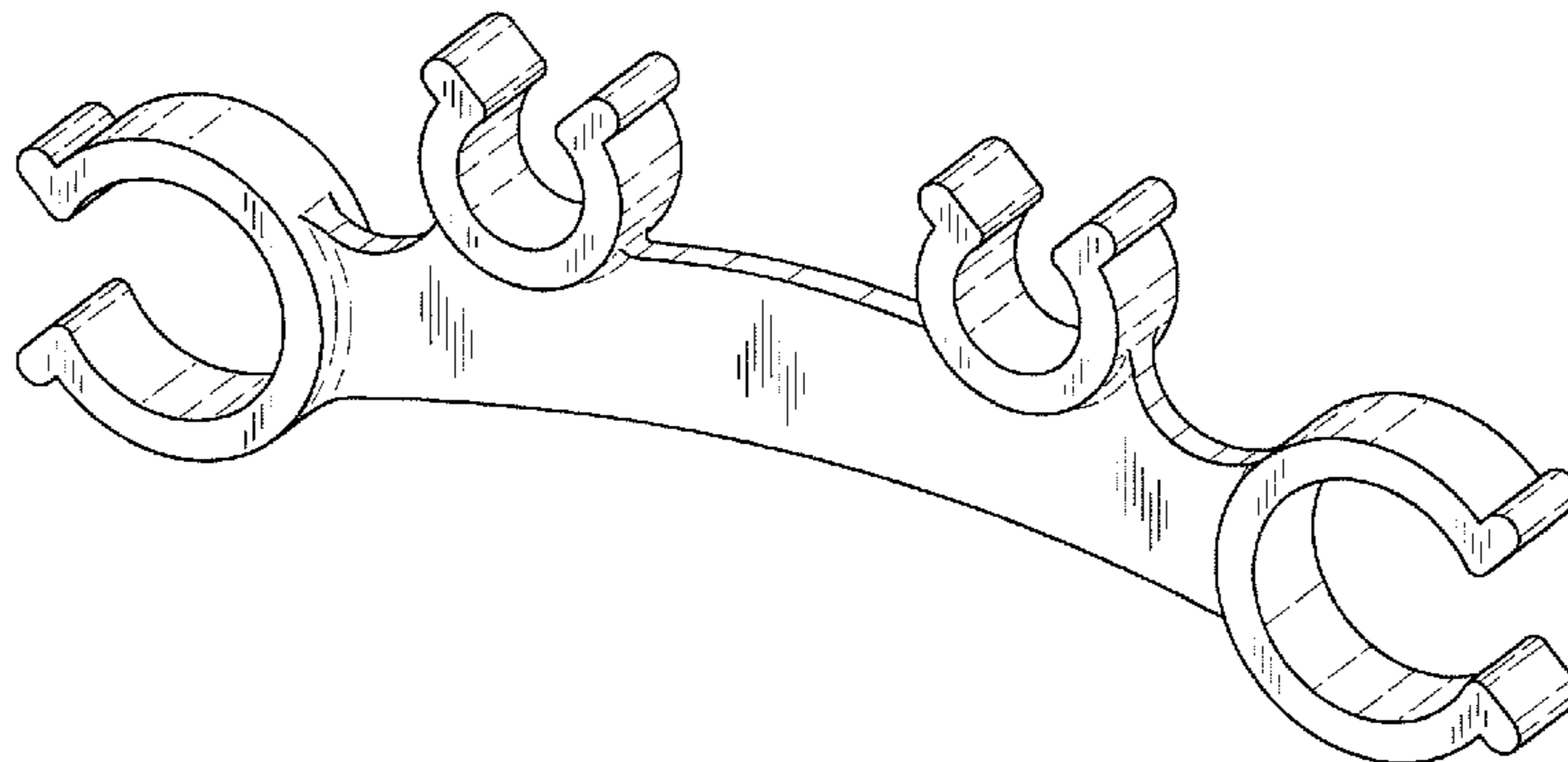
FIG. 2 is a front view thereof.

FIG. 3 is a top view thereof.

FIG. 4 is a bottom view thereof; and,

FIG. 5 is an end view thereof.

1 Claim, 5 Drawing Sheets



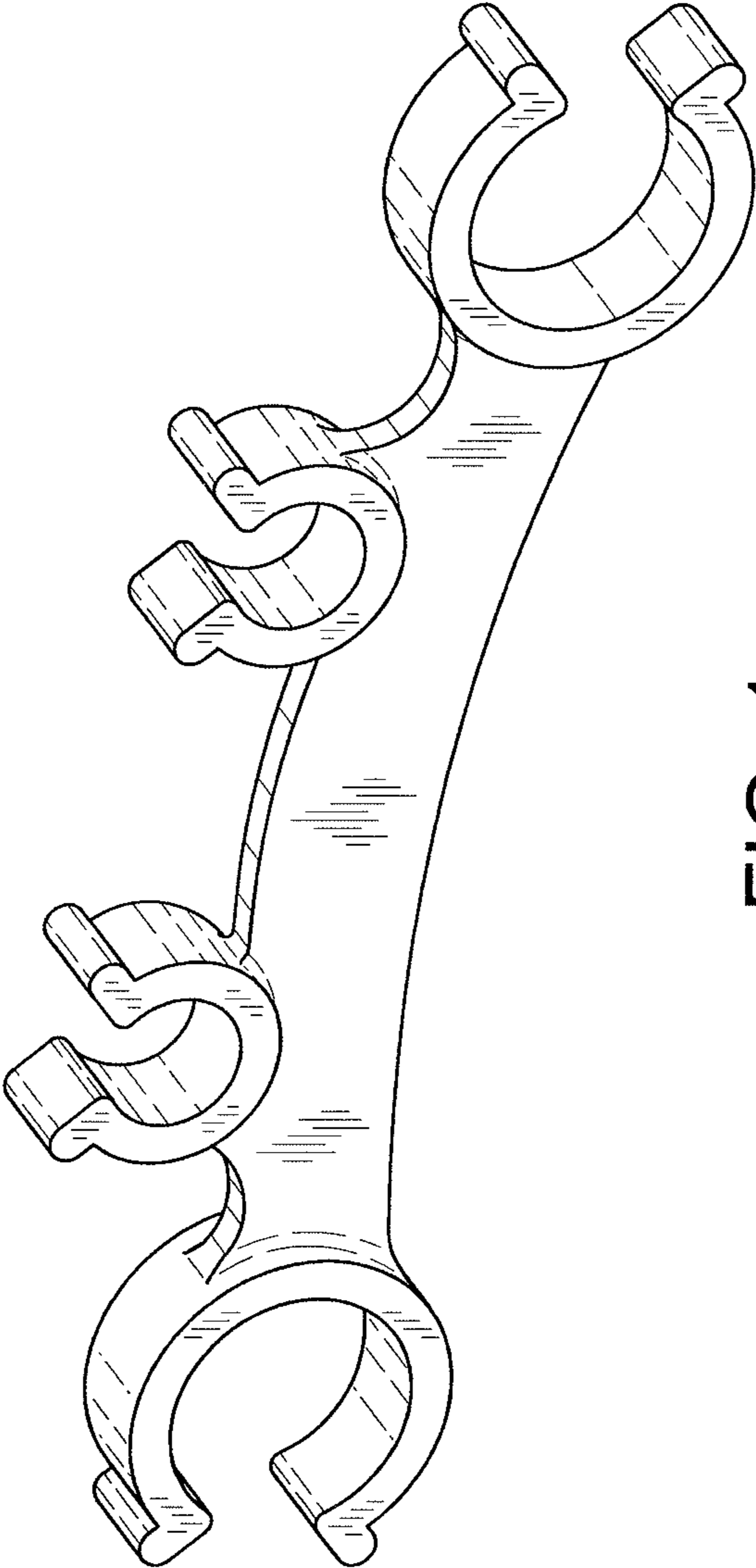


FIG. 1

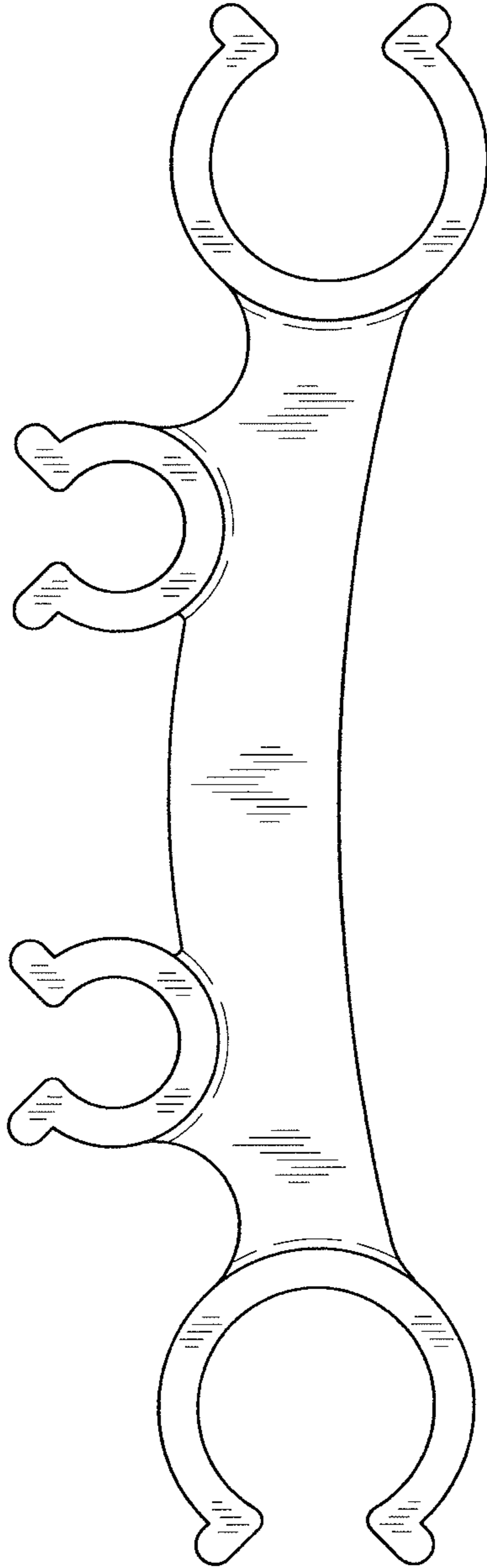


FIG. 2

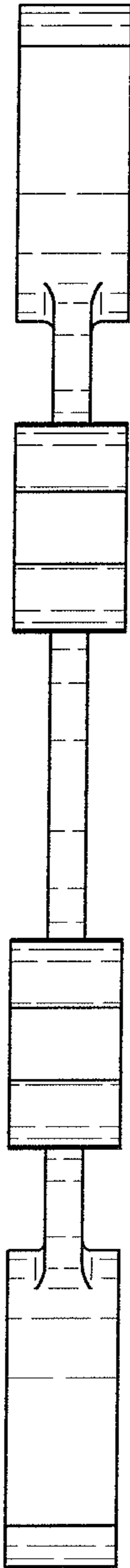


FIG. 3

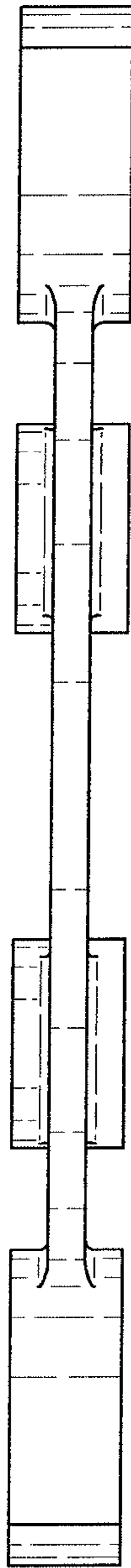


FIG. 4



FIG. 5