



US00D733523S

(12) **United States Design Patent**  
**Kobayashi**

(10) **Patent No.:** **US D733,523 S**

(45) **Date of Patent:** **\*\* Jul. 7, 2015**

(54) **KEY FOR VEHICLES**

(71) Applicant: **Kawasaki Jukogyo Kabushiki Kaisha,**  
Hyogo (JP)

(72) Inventor: **Mitsuru Kobayashi,** Kobe (JP)

(73) Assignee: **Kawasaki Jukogyo Kabushiki Kaisha,**  
Hyogo (JP)

(\*\*) Term: **14 Years**

(21) Appl. No.: **29/463,985**

(22) Filed: **Apr. 24, 2014**

(30) **Foreign Application Priority Data**

Oct. 30, 2013 (JP) ..... 2013-025241

(51) **LOC (10) Cl.** ..... **08-07**

(52) **U.S. Cl.**  
USPC ..... **D8/347**

(58) **Field of Classification Search**  
USPC ..... D8/347, 348; 70/51, 336, 344, 348,  
70/391, 393, 402, 408, 447  
CPC ..... E05B 19/00; E05B 19/20; E05B 13/00;  
E05B 11/00; E05B 19/04

See application file for complete search history.

(56) **References Cited**

U.S. PATENT DOCUMENTS

3,526,112	A *	9/1970	Herrington	70/395
4,516,000	A *	5/1985	Ryberg et al.	200/302.1
D332,388	S *	1/1993	Marotto	D8/347
D358,543	S *	5/1995	Amber	D8/347
5,730,013	A *	3/1998	Huang	70/395
6,386,007	B1 *	5/2002	Johnson et al.	70/408
6,473,022	B1 *	10/2002	Wu	341/176
6,601,421	B1 *	8/2003	Chaillie	70/408
D592,935	S *	5/2009	Mesh et al.	D8/347
D648,207	S *	11/2011	Johnson	D8/347
D663,606	S *	7/2012	Doll et al.	D8/347
D678,038	S *	3/2013	Schindler et al.	D8/347
D680,418	S *	4/2013	Doll et al.	D8/347

\* cited by examiner

*Primary Examiner* — Prabhakar Deshmukh

(57) **CLAIM**

The ornamental design for a key for vehicles, as shown and described.

**DESCRIPTION**

FIG. 1 is a front elevational view of a key for vehicles showing my new design;  
FIG. 2 is a rear elevational view thereof;  
FIG. 3 is a left side elevational view thereof;  
FIG. 4 is a right side elevational view thereof;  
FIG. 5 is a top plan view thereof;  
FIG. 6 is a bottom plan view thereof;  
FIG. 7 is a front left perspective view thereof; and,  
FIG. 8 is a rear right perspective view thereof.

**1 Claim, 3 Drawing Sheets**

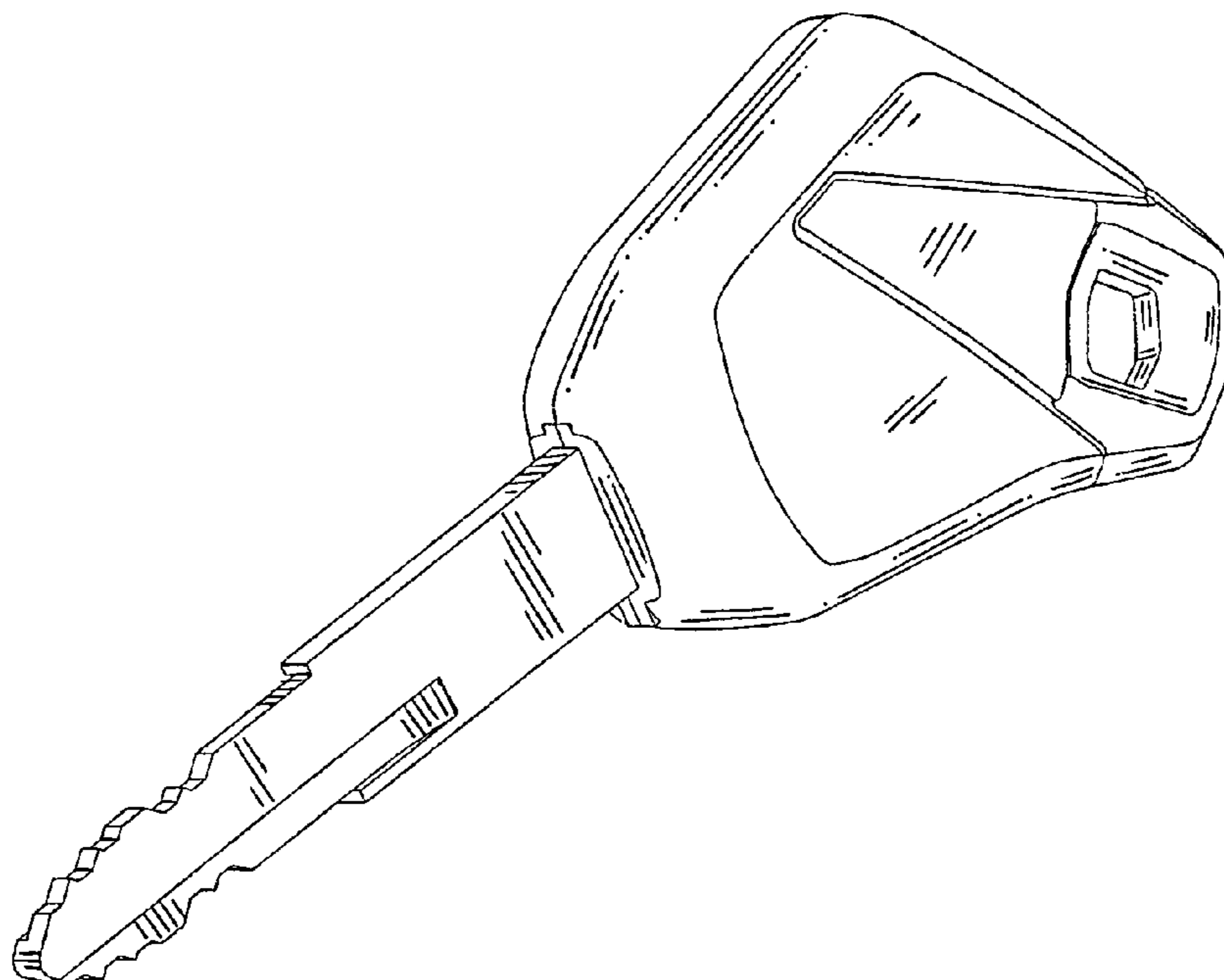


Fig. 1

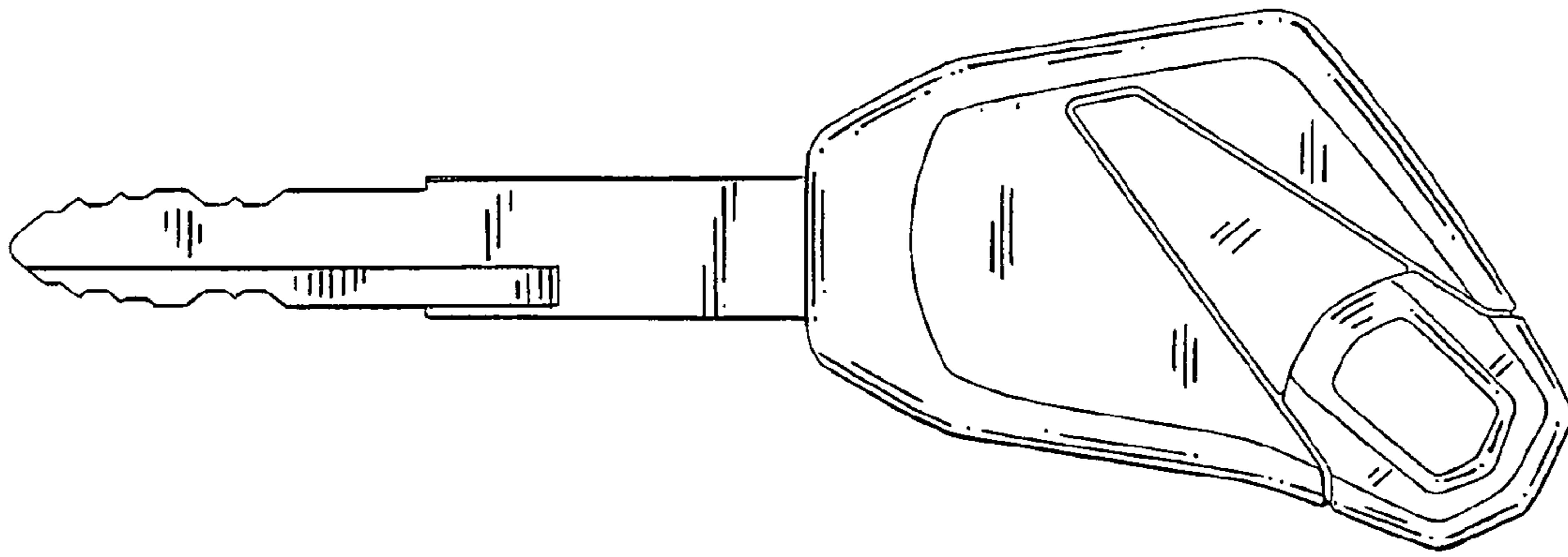


Fig. 2

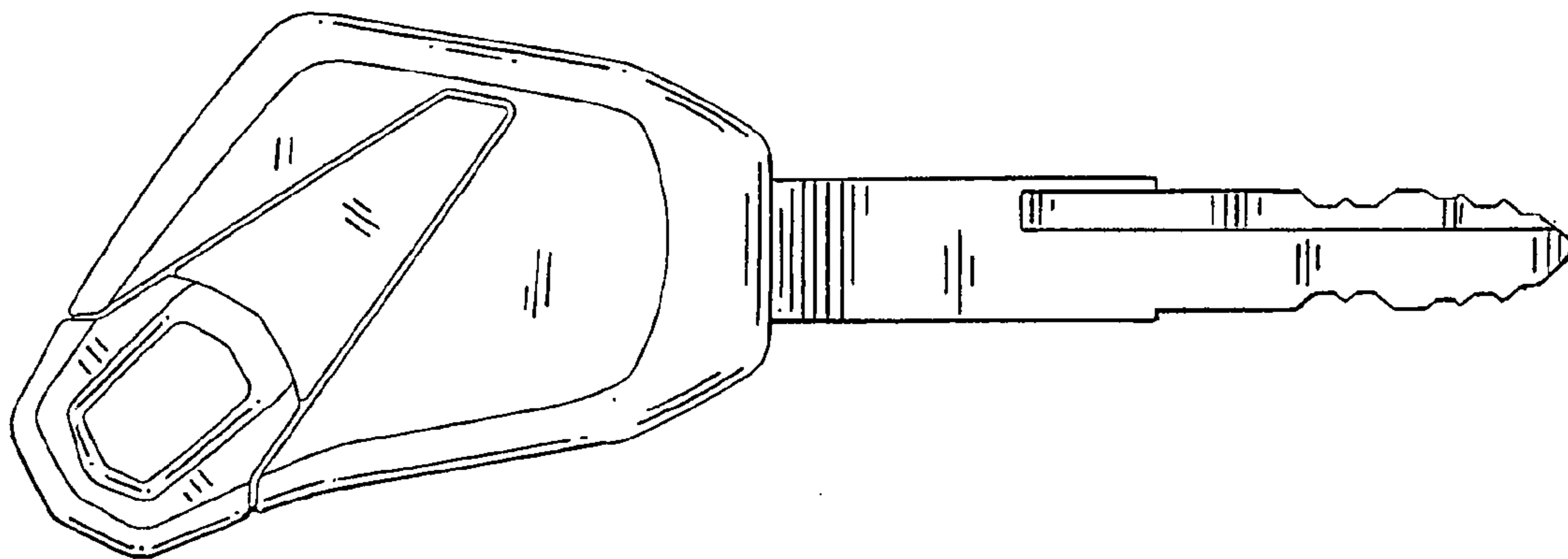


Fig. 3

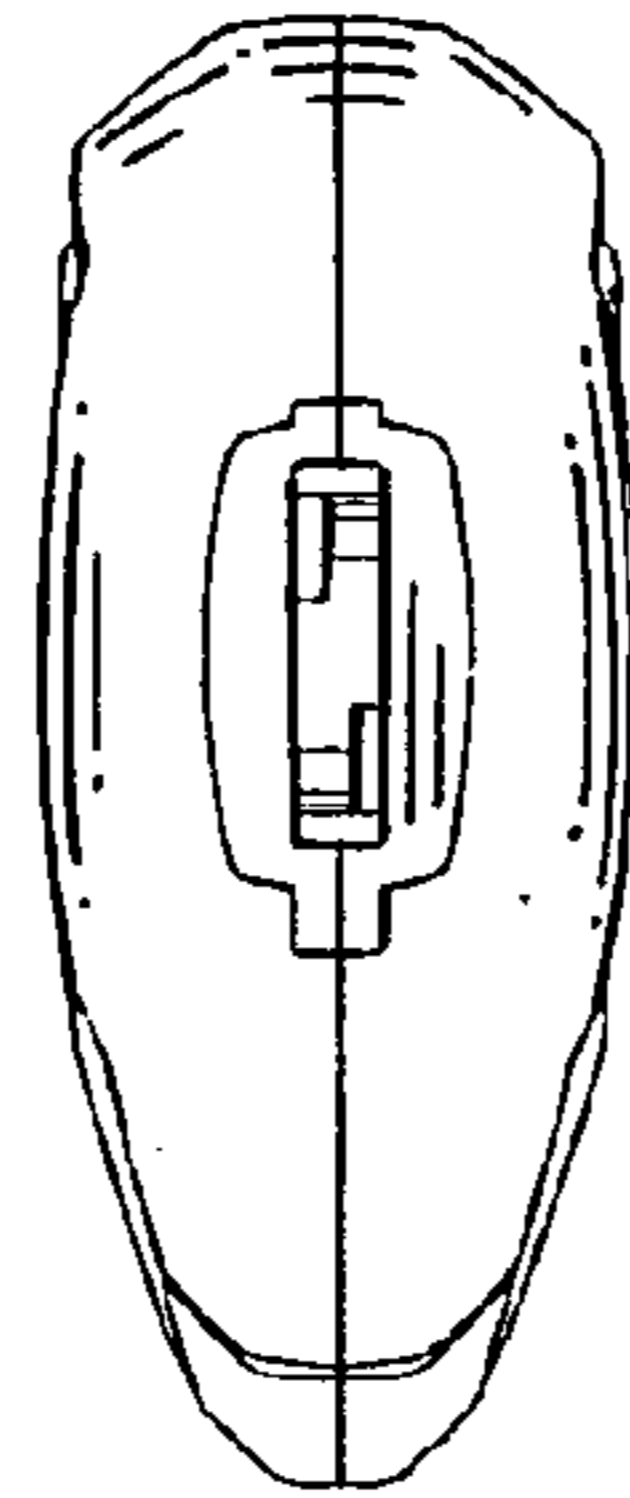


Fig. 4

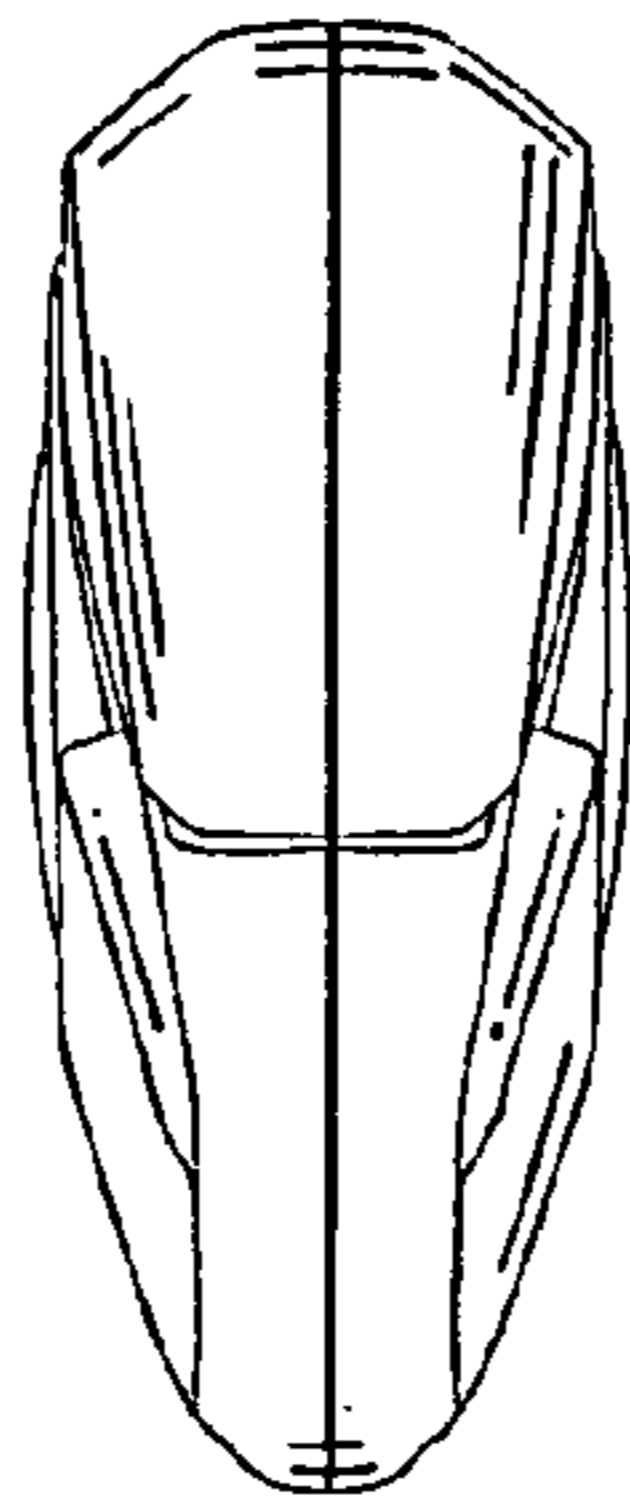


Fig. 5

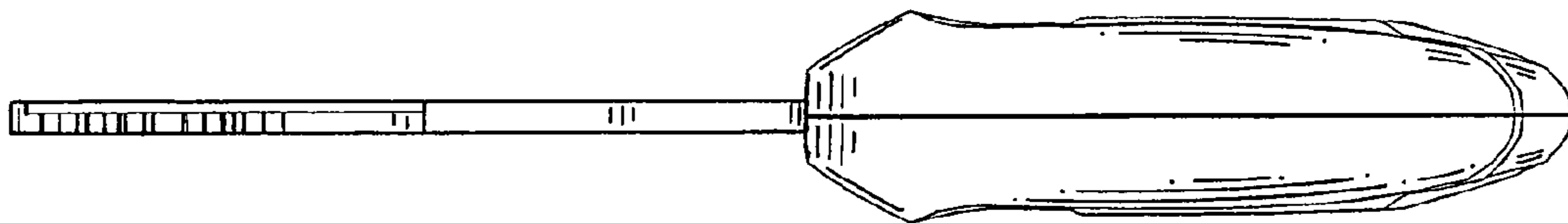


Fig. 6

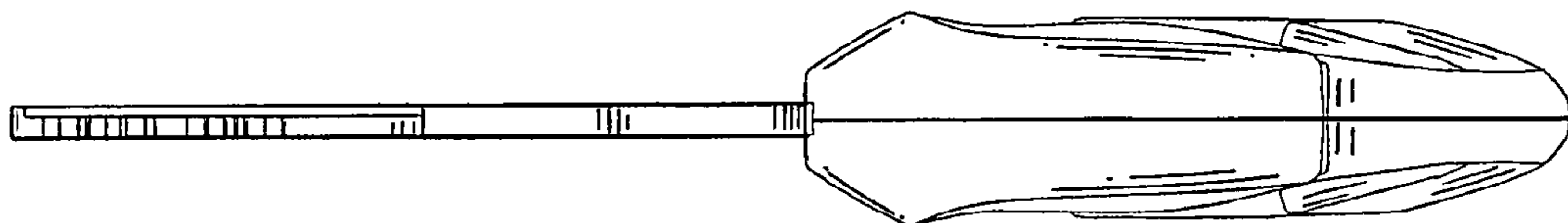


Fig. 7

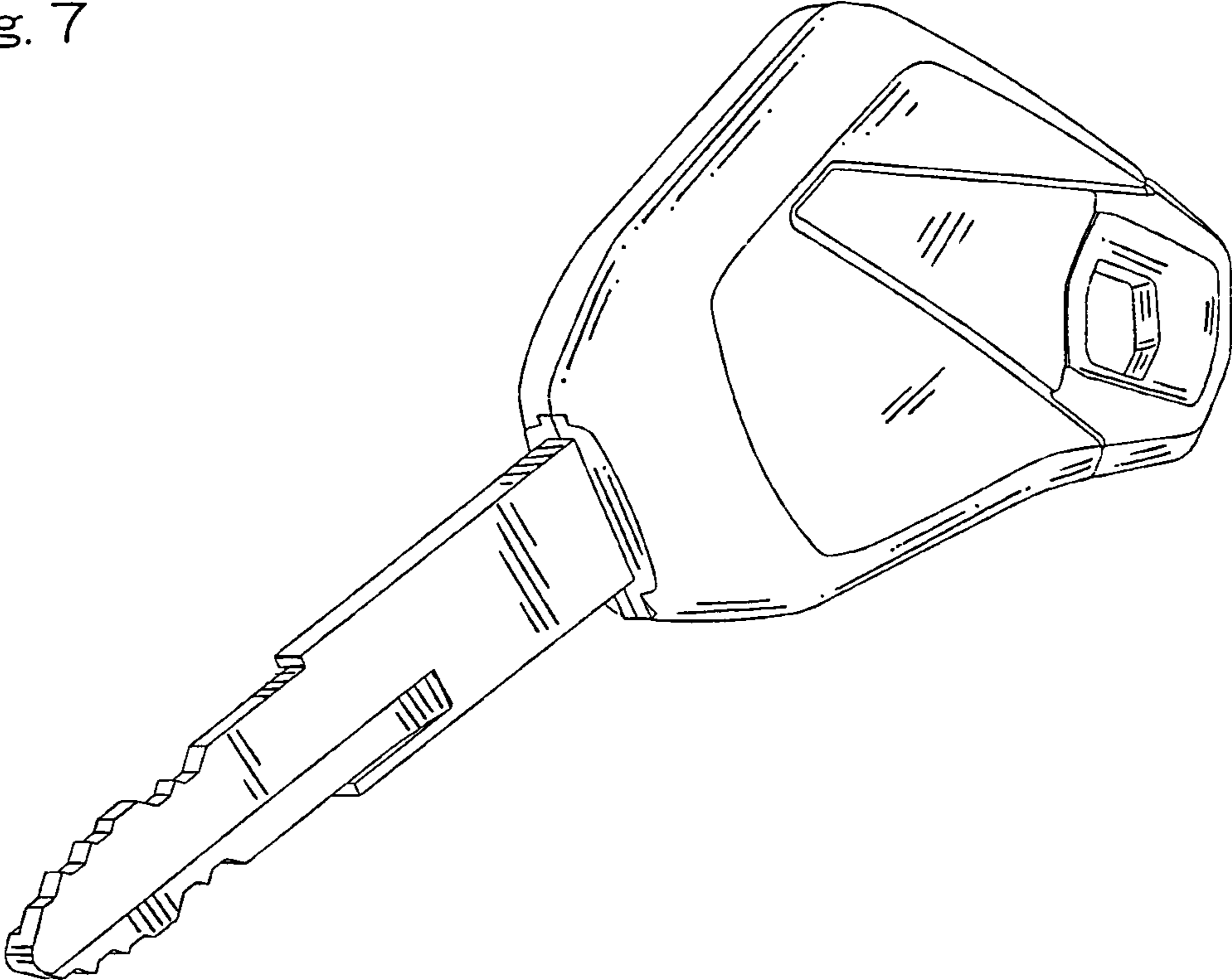


Fig. 8

