

US00D733512S

(12) **United States Design Patent**
Hille et al.

(10) **Patent No.:** **US D733,512 S**

(45) **Date of Patent:** **** Jul. 7, 2015**

(54) **BOTTLE OPENER**

(71) Applicants: **Wendy A. Hille**, Mystic, CT (US);
Michael E. Hille, Mystic, CT (US)

(72) Inventors: **Wendy A. Hille**, Mystic, CT (US);
Michael E. Hille, Mystic, CT (US)

(*) Notice: This patent is subject to a terminal disclaimer.

(**) Term: **14 Years**

(21) Appl. No.: **29/442,843**

(22) Filed: **May 28, 2013**

(51) **LOC (10) Cl.** **07-99**

(52) **U.S. Cl.**
USPC **D8/38**

(58) **Field of Classification Search**
USPC D8/16, 18, 33-43, 105, 107;
7/151-152; 81/3.07, 3.09, 3.2, 3.27,
81/3.31, 3.35, 3.45, 3.55
CPC B67B 7/16; B67B 7/20; B67B 7/44;
B67B 7/403; B67B 7/406
See application file for complete search history.

(56) **References Cited**

U.S. PATENT DOCUMENTS

D100,561 S * 7/1936 Henske D9/436

D146,833 S * 5/1947 Peterson D8/42
D158,993 S * 6/1950 Mondy D8/34
D172,834 S * 8/1954 Kaufman D8/38
D278,405 S * 4/1985 Birchenall D8/34
D349,635 S * 8/1994 Berti et al. D8/14
D433,298 S * 11/2000 Wysopal D8/38
D444,048 S * 6/2001 Mangione D8/107

* cited by examiner

Primary Examiner — Elizabeth Albert

(57) **CLAIM**

The ornamental design for a bottle opener, as shown and described.

DESCRIPTION

FIG. 1 is a perspective view of a bottle opener showing our design;
FIG. 2 is a top plan view thereof;
FIG. 3 is a bottom plan view thereof;
FIG. 4 is a left side elevation view thereof;
FIG. 5 is a right side elevation view thereof;
FIG. 6 is a front elevation view thereof; and,
FIG. 7 is rear elevation view thereof.
The broken lines in FIGS. 1-7 are included for the purpose of showing features that form no part of the claimed design.

1 Claim, 4 Drawing Sheets

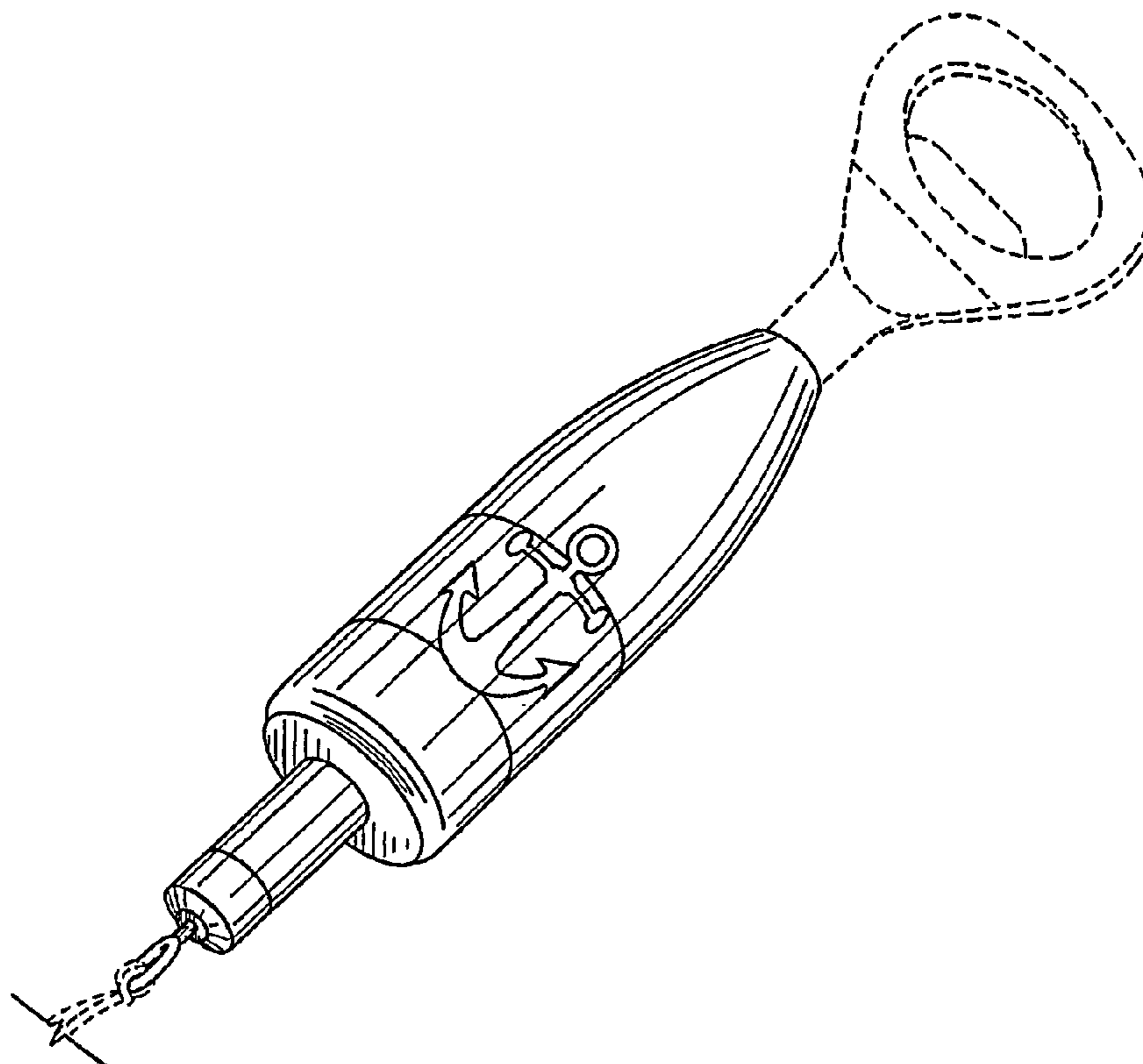


FIG. 1

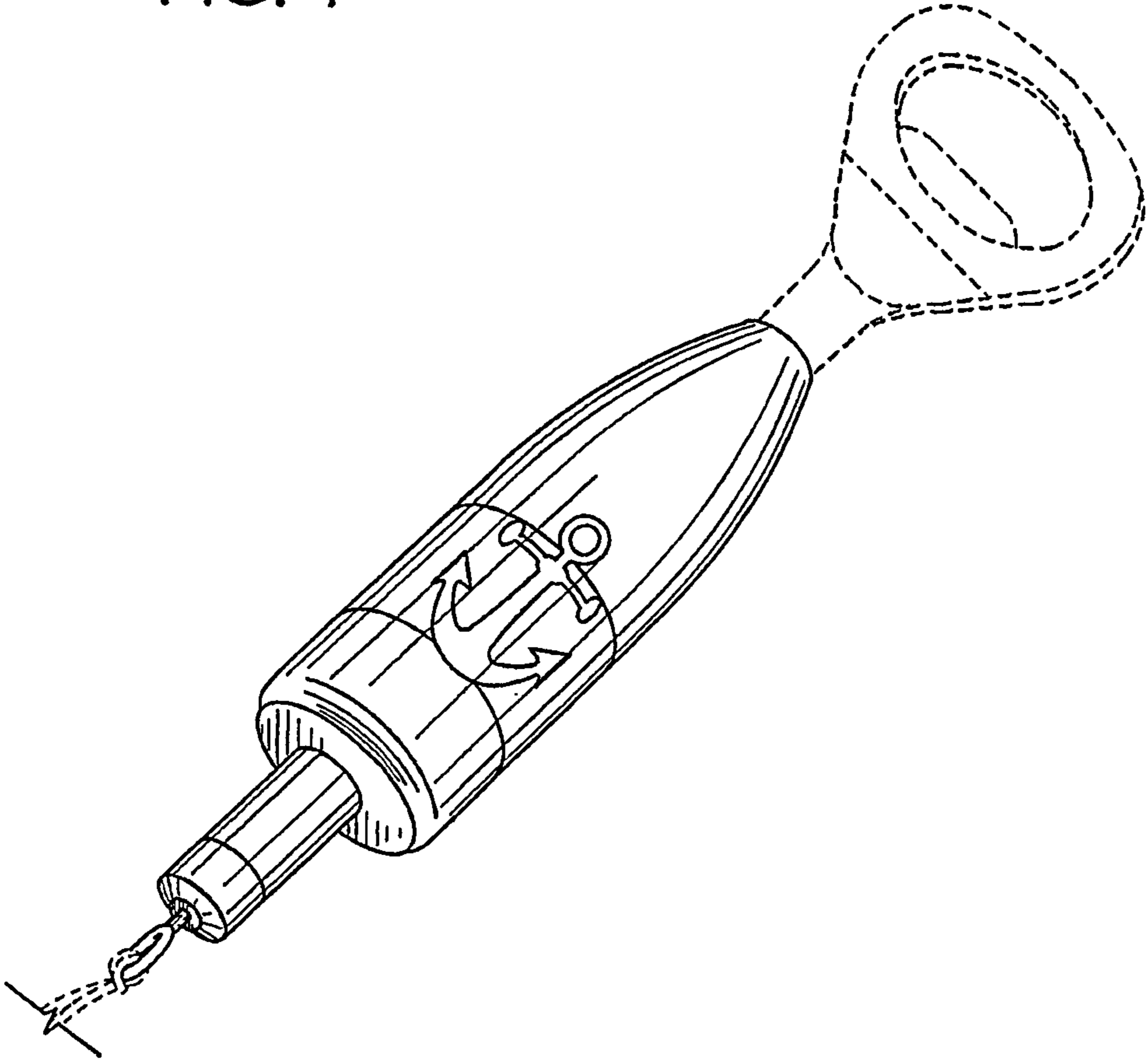


FIG. 2




FIG. 3

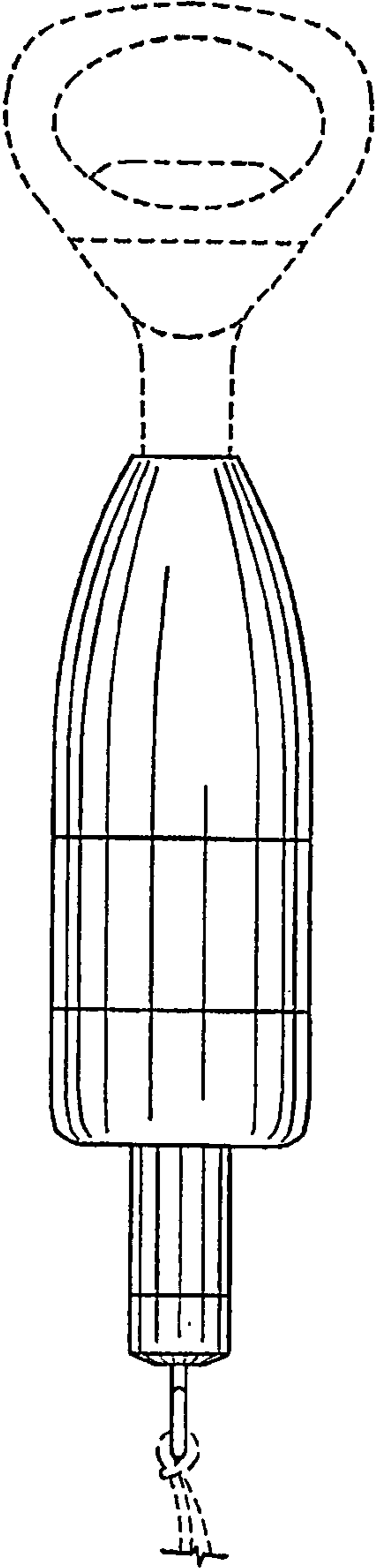


FIG. 4

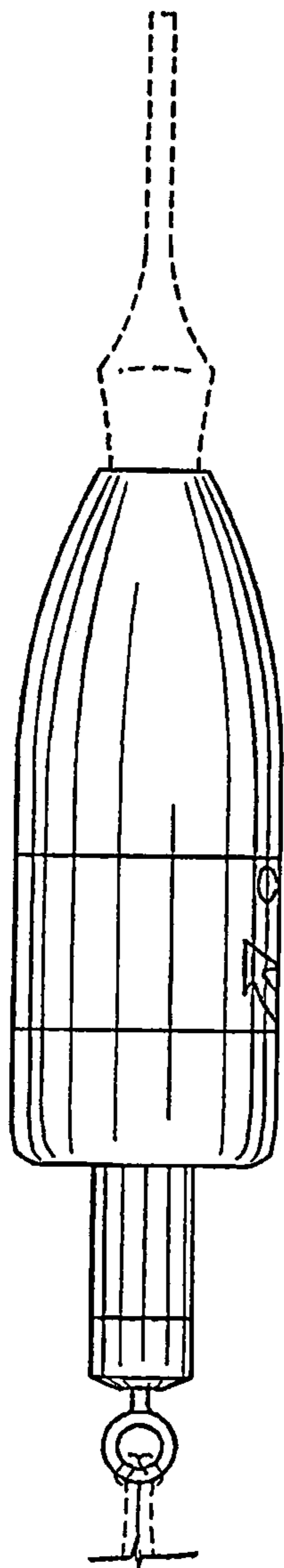


FIG. 5

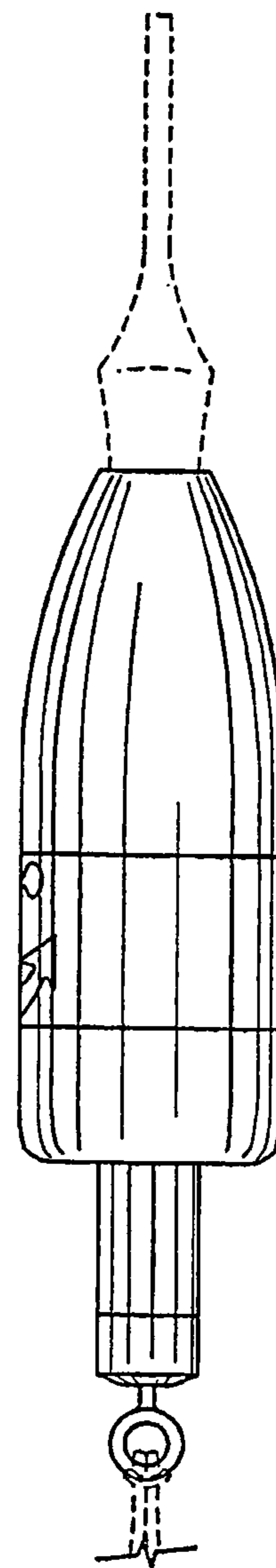


FIG. 6

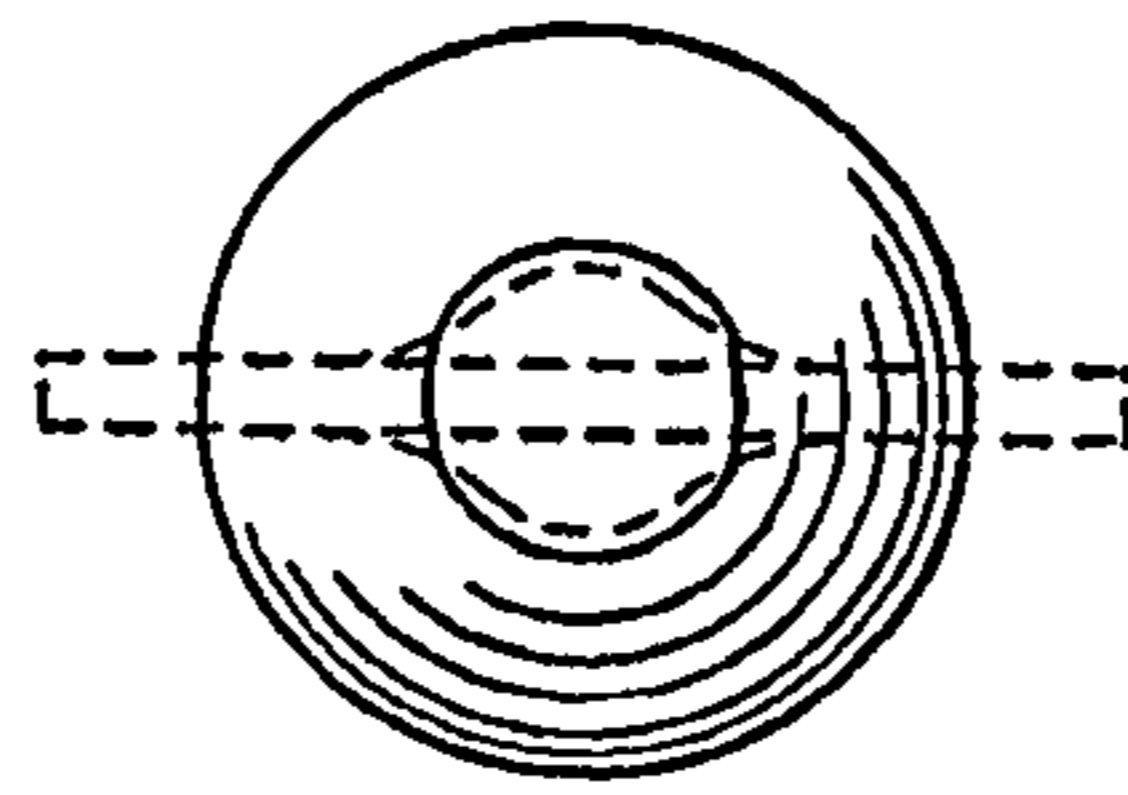


FIG. 7

