



US00D733491S

(12) **United States Design Patent**
Gluck

(10) **Patent No.:** **US D733,491 S**
(45) **Date of Patent:** **** Jul. 7, 2015**

(54) **MUG COVER**

(71) Applicant: **ROBERT GORDON INDUSTRIES, LTD.**, Lynbrook, NY (US)

(72) Inventor: **Robert Gluck**, Lawrence, NY (US)

(73) Assignee: **ROBERT GORDON INDUSTRIES, LTD.**, New Hyde Park, NY (US)

(**) Term: **14 Years**

(21) Appl. No.: **29/490,395**

(22) Filed: **May 9, 2014**

(51) **LOC (10) Cl.** **07-02**

(52) **U.S. Cl.**
USPC **D7/392.1; D7/900; D9/447**

(58) **Field of Classification Search**
USPC D7/509-520, 523, 524, 525, 532, 533, D7/534, 535, 536, 538, 560, 584, 300.2, D7/304, 305, 600, 619.1, 326, 393, 396.1, D7/396.2, 417, 900, 650, 300, 300.1, 705, D7/387, 400, 213; D9/739, 501-507, 516, D9/517, 518, 519, 522, 523, 525, 526, 529, D9/530-542, 454, 547, 549, 554, 559, 571, D9/572, 435, 436, 440, 442, 443, 445, 651, D9/905, 449, 685, 448, 719, 447; D24/197, 121, 199, 224; 220/713, 715, 220/703, 254.9, 262, 630, 710, 705, 213; 206/216, 217, 503; D23/209, 213, 328, D23/314; 222/207, 325
CPC A47G 2019/2238; A47G 19/2216; A47G 19/22; A47G 19/221; B65D 1/0223; B65D 3/08; B65D 81/32; B65D 1/02; B65D 90/00; B65D 1/04; B65D 25/08; B65D 43/02; B65D 51/18; B65G 45/16
See application file for complete search history.

(56) **References Cited**

U.S. PATENT DOCUMENTS

D223,704 S * 5/1972 Cheladze D7/509

D289,848 S * 5/1987 Cowan D7/387
D360,556 S * 7/1995 DeCoster D7/318
D360,950 S * 8/1995 Mazurek D24/223
D379,403 S * 5/1997 Jones D23/261
D415,651 S 10/1999 Trombly
D416,436 S * 11/1999 Miller D7/391
D422,179 S * 4/2000 Stephenson D7/510
D442,029 S 5/2001 Otake
D470,008 S * 2/2003 Trombly D7/392.1
D475,240 S * 6/2003 Trombly D7/392.1
D507,934 S * 8/2005 Featherston et al. D7/510
D508,379 S 8/2005 Doliwa
D513,983 S * 1/2006 Erdie D9/439
D513,984 S * 1/2006 Erdie D9/439
D513,985 S * 1/2006 Erdie D9/439
D527,576 S * 9/2006 Gluck D7/392.1

(Continued)

Primary Examiner — Marianne Pandozzi

Assistant Examiner — Jae Liang

(74) *Attorney, Agent, or Firm* — Greenblum & Bernstein, P.L.C.

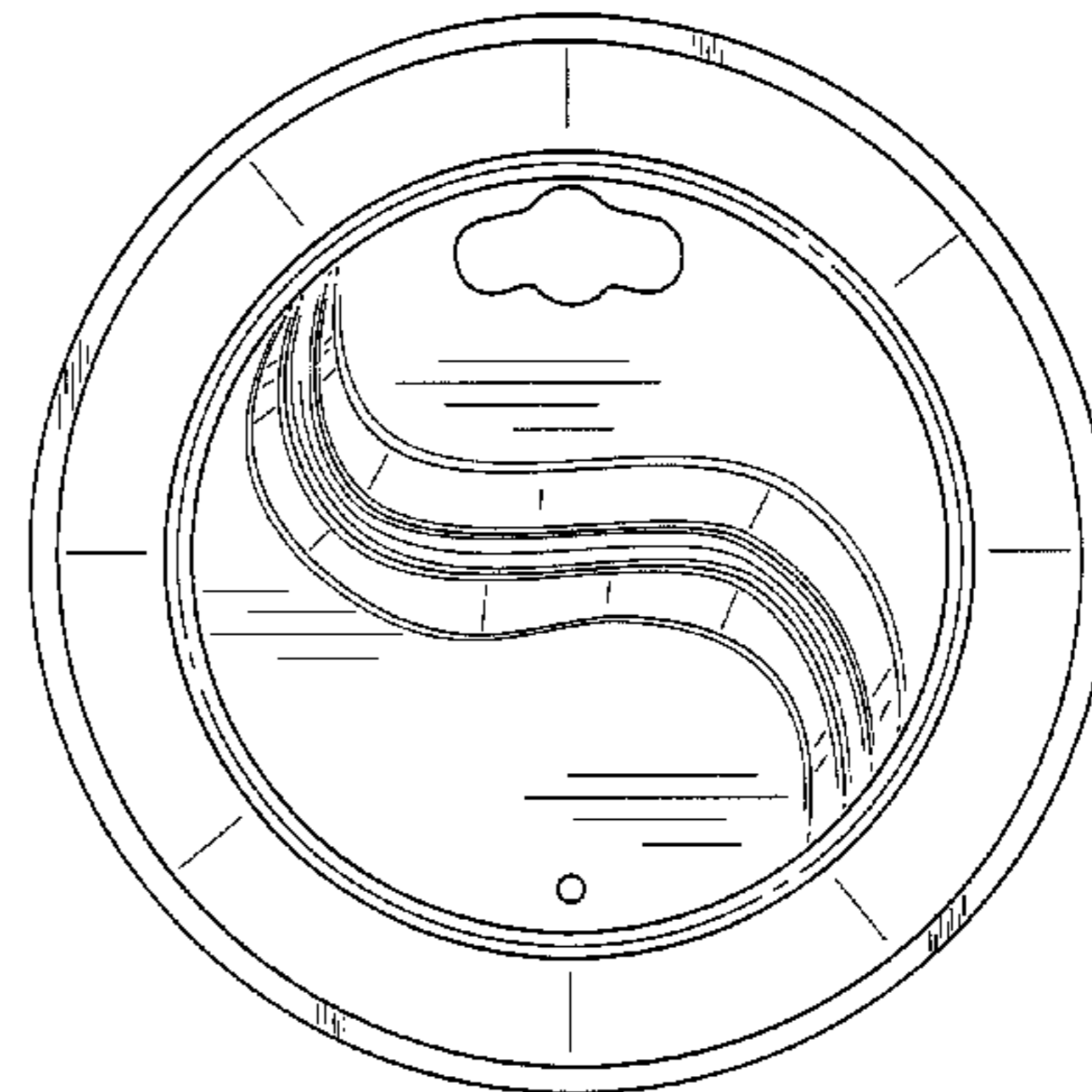
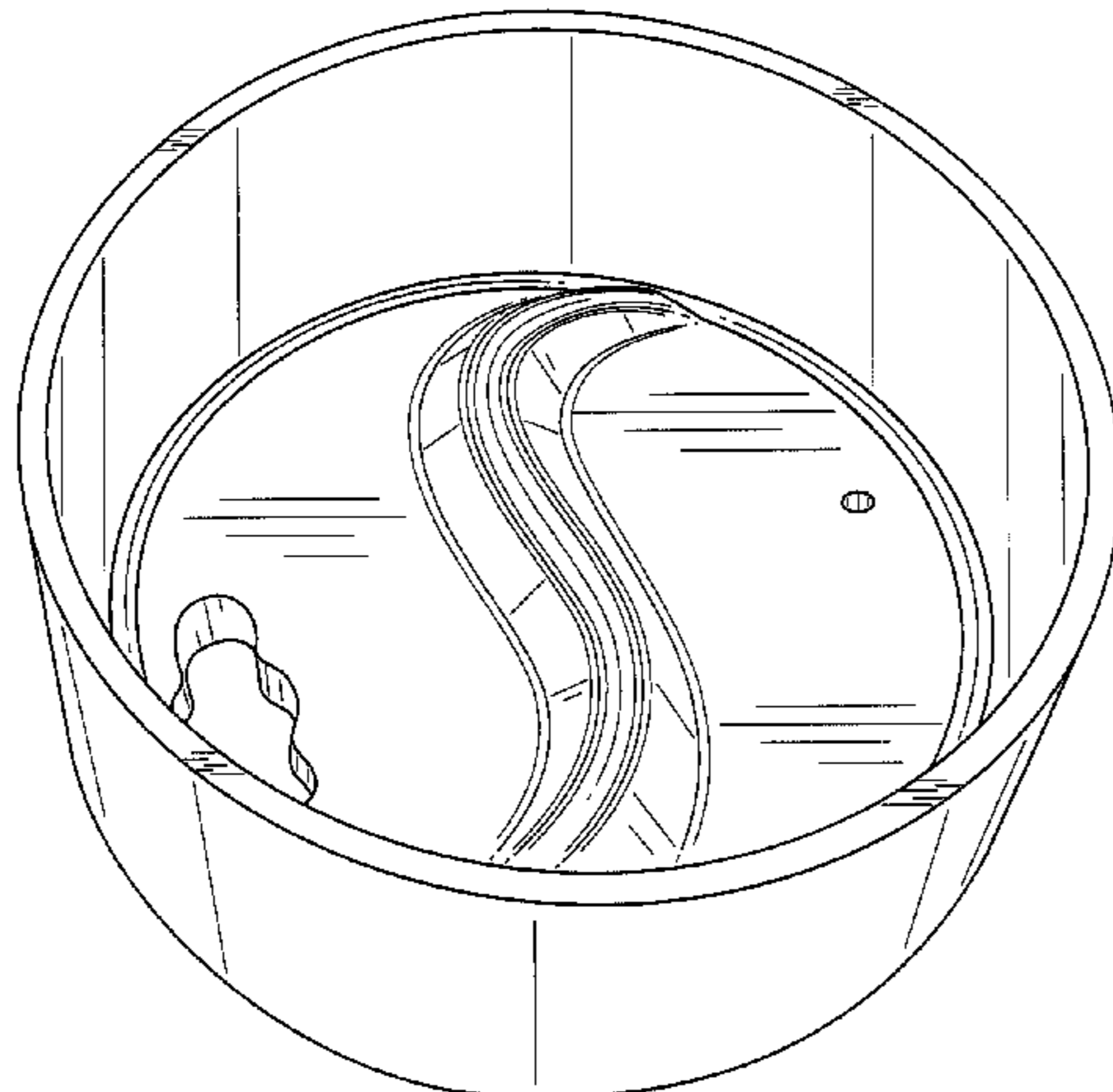
(57) **CLAIM**

The ornamental design for a mug cover, as shown and described.

DESCRIPTION

FIG. 1 is a isometric view of a mug cover showing my new design;
FIG. 2 is a top view thereof;
FIG. 3 is a bottom view thereof;
FIG. 4 is a front view thereof;
FIG. 5 is a rear view thereof;
FIG. 6 is a right side view thereof;
FIG. 7 is a left side view thereof; and,
FIG. 8 is a top perspective view of FIG. 1 in use on a mug.
The broken line showing in the figure drawings are included for the purpose of illustration and form no part of the claimed design.

1 Claim, 8 Drawing Sheets



(56)

References Cited

U.S. PATENT DOCUMENTS

D533,396 S *	12/2006	Lipson	D7/392.1	D641,257 S *	7/2011	Thiebaut et al.	D9/738
D534,762 S	1/2007	Gluck		D654,762 S *	2/2012	Gilbert	D7/510
D562,132 S *	2/2008	LaMasney	D9/443	D658,058 S *	4/2012	Sanges	D9/447
7,337,925 B2 *	3/2008	Imaizumi et al.	222/145.3	D677,126 S *	3/2013	Montgomery	D7/586
D587,971 S *	3/2009	Peabody et al.	D7/555	D686,074 S *	7/2013	Brinckerhoff et al.	D9/447
D614,955 S *	5/2010	Cresswell et al.	D9/447	D691,474 S *	10/2013	DeMarco	D9/454
D615,861 S *	5/2010	Watts et al.	D9/447	D715,590 S *	10/2014	Mangano	D7/391
				2004/0094552 A1 *	5/2004	Featherston et al.	220/259.3
				2009/0050641 A1 *	2/2009	Ivey	220/713

* cited by examiner

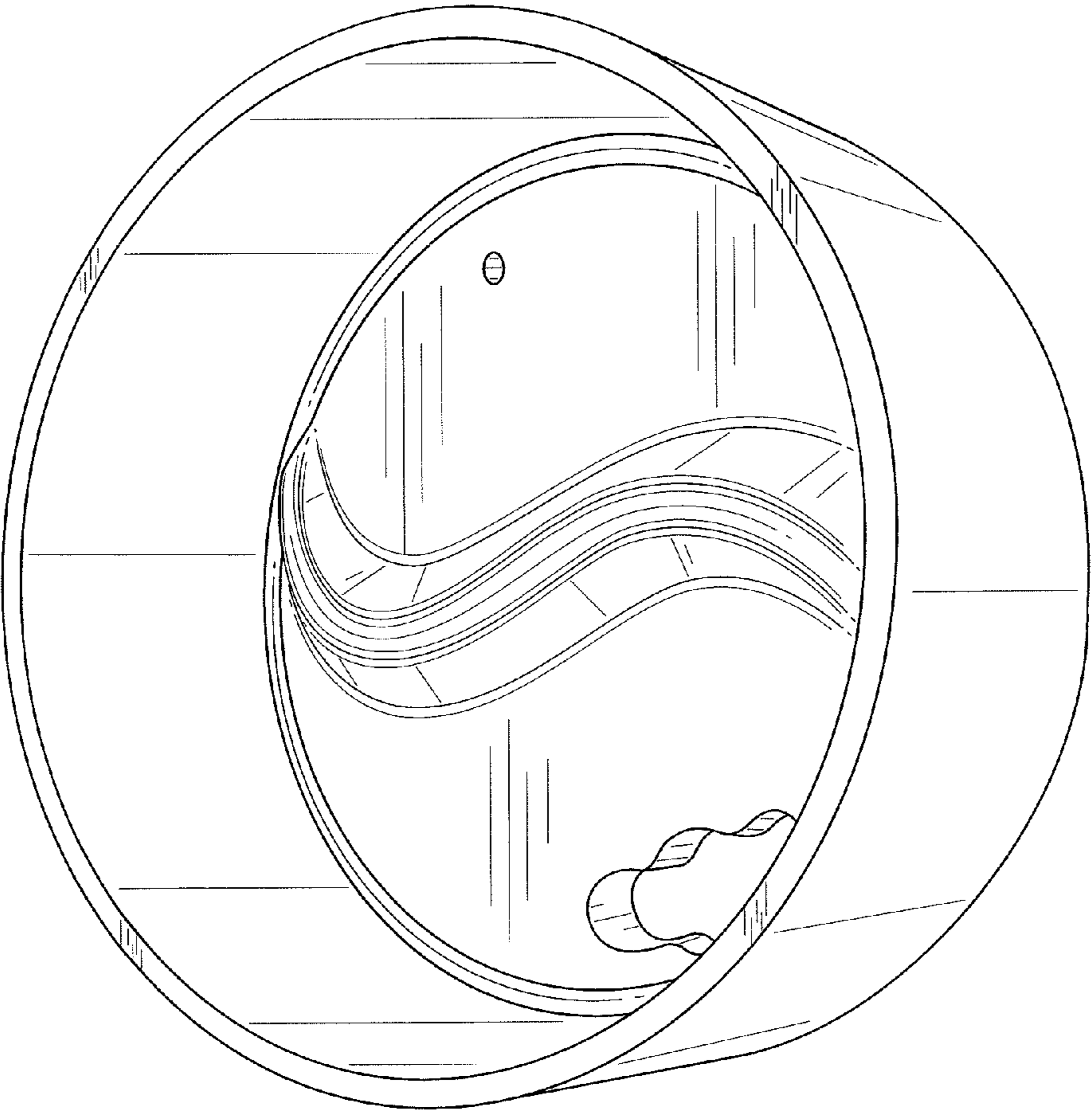


FIG. 1

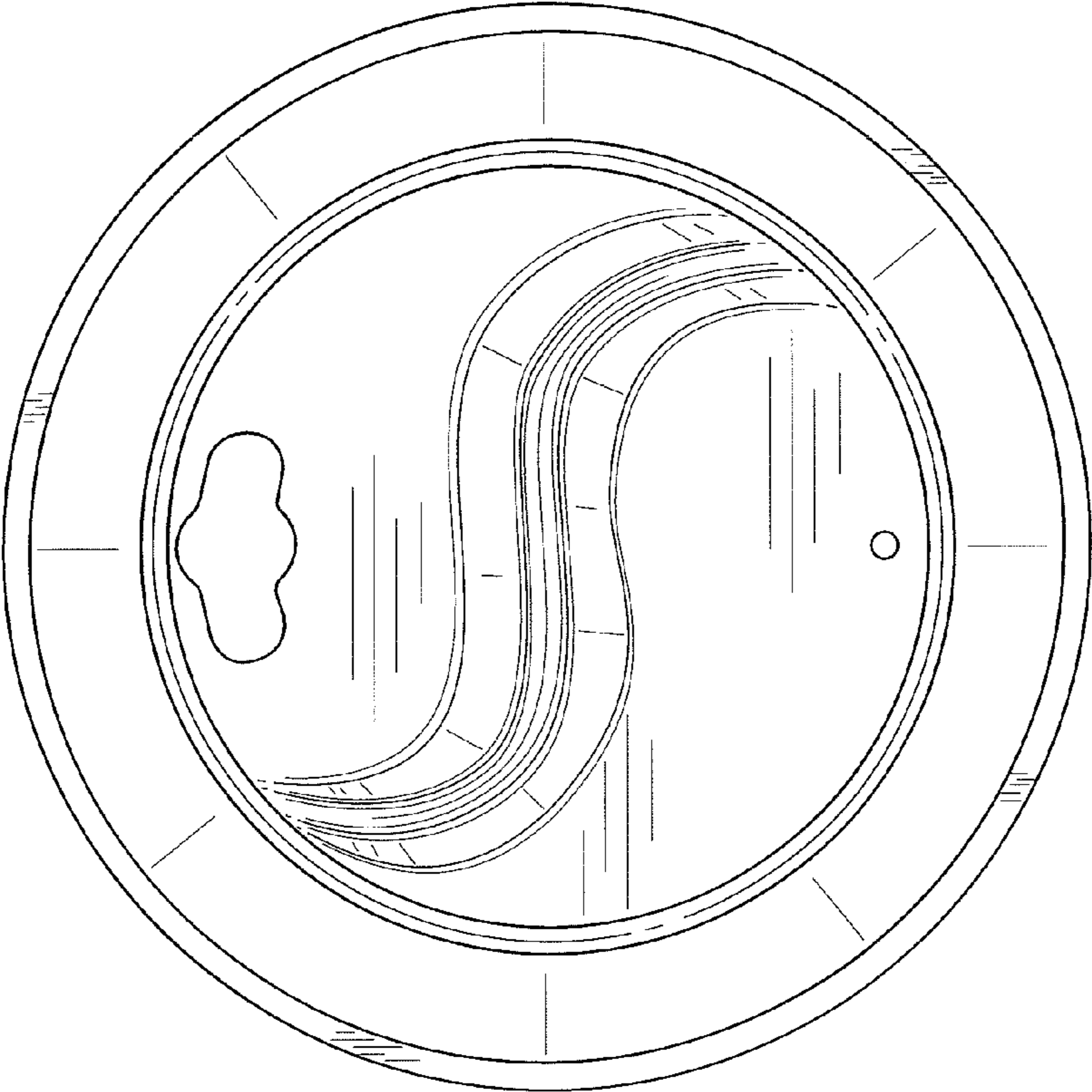


FIG. 2

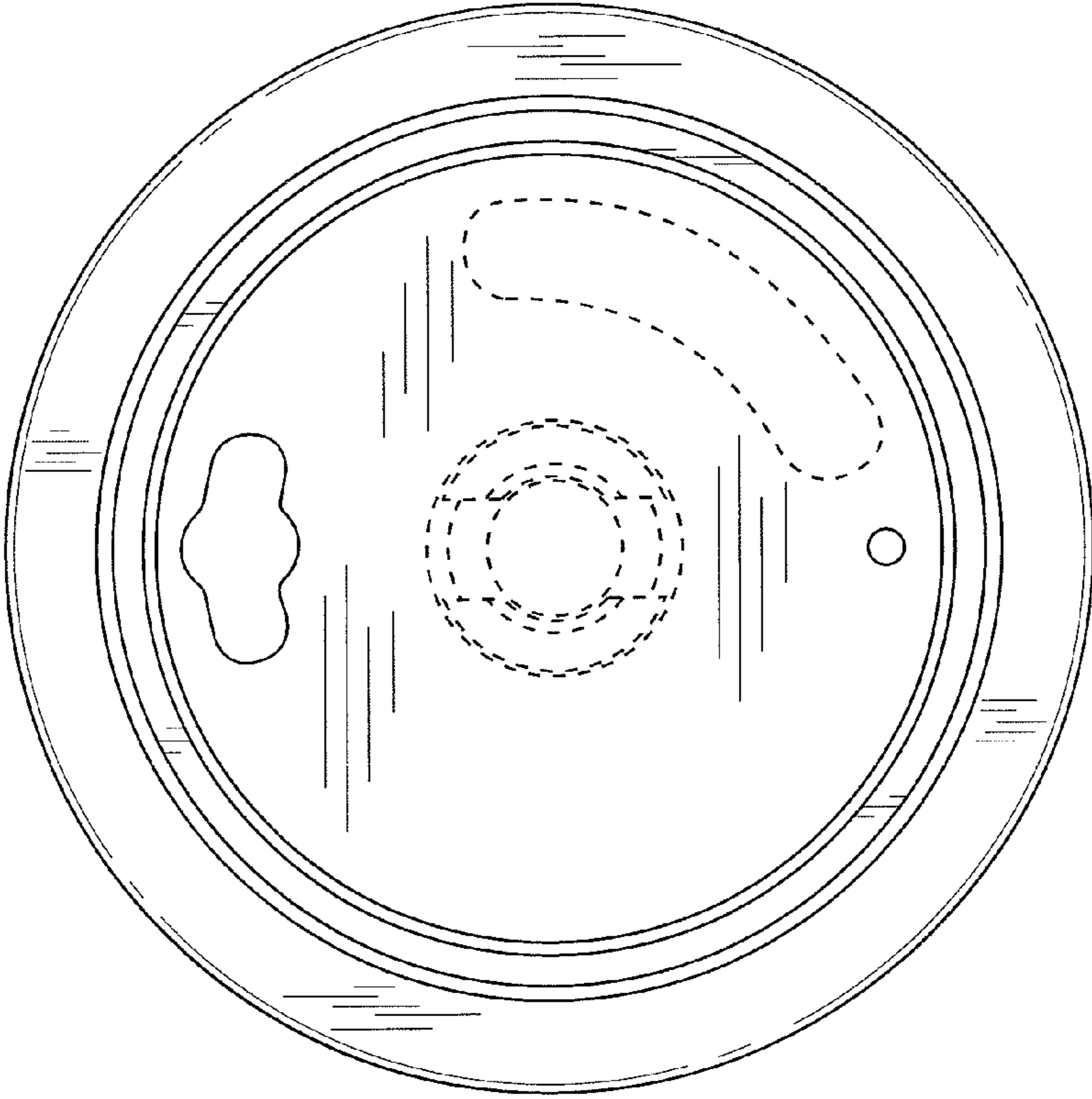


FIG. 3

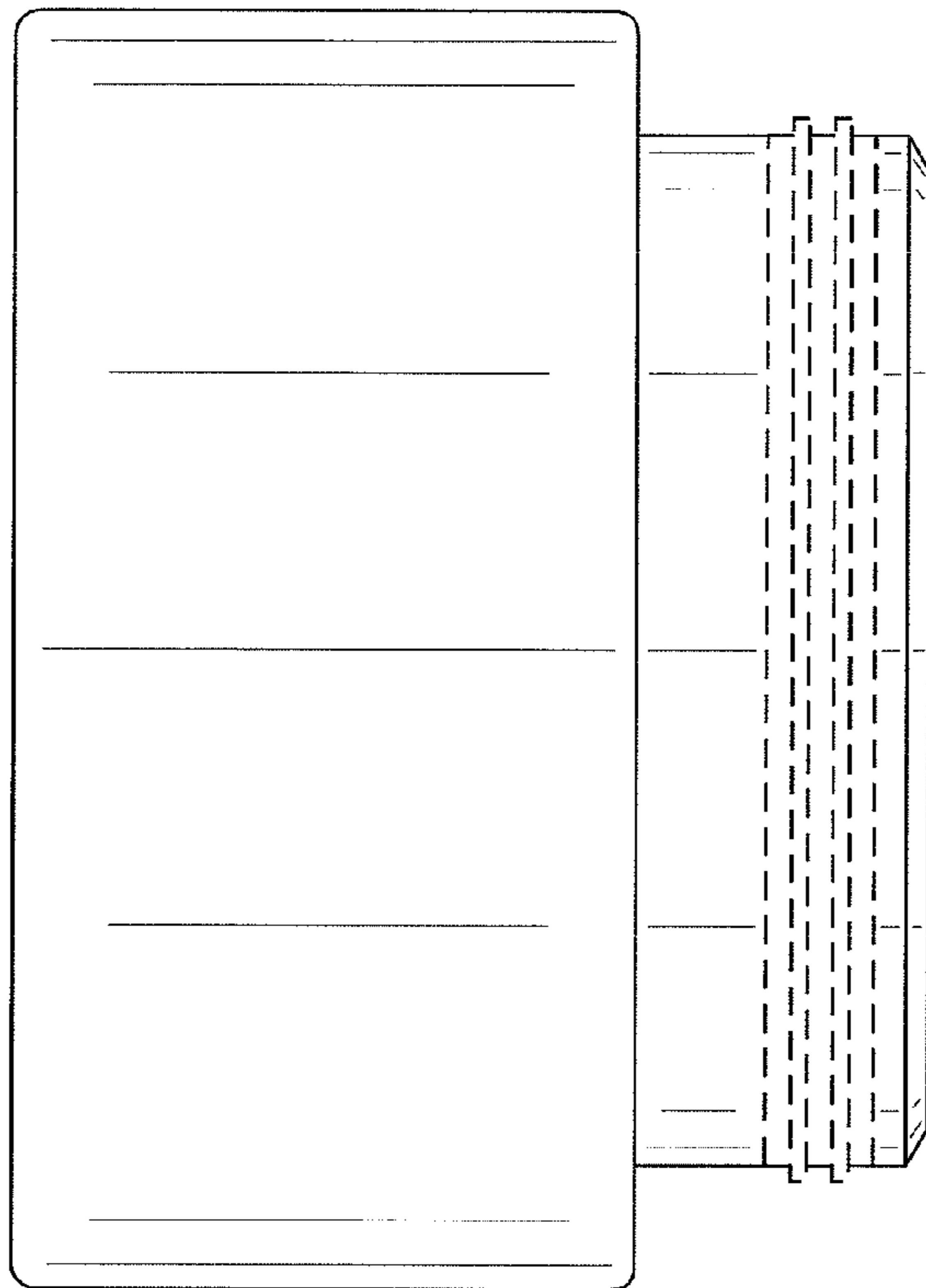


FIG. 4

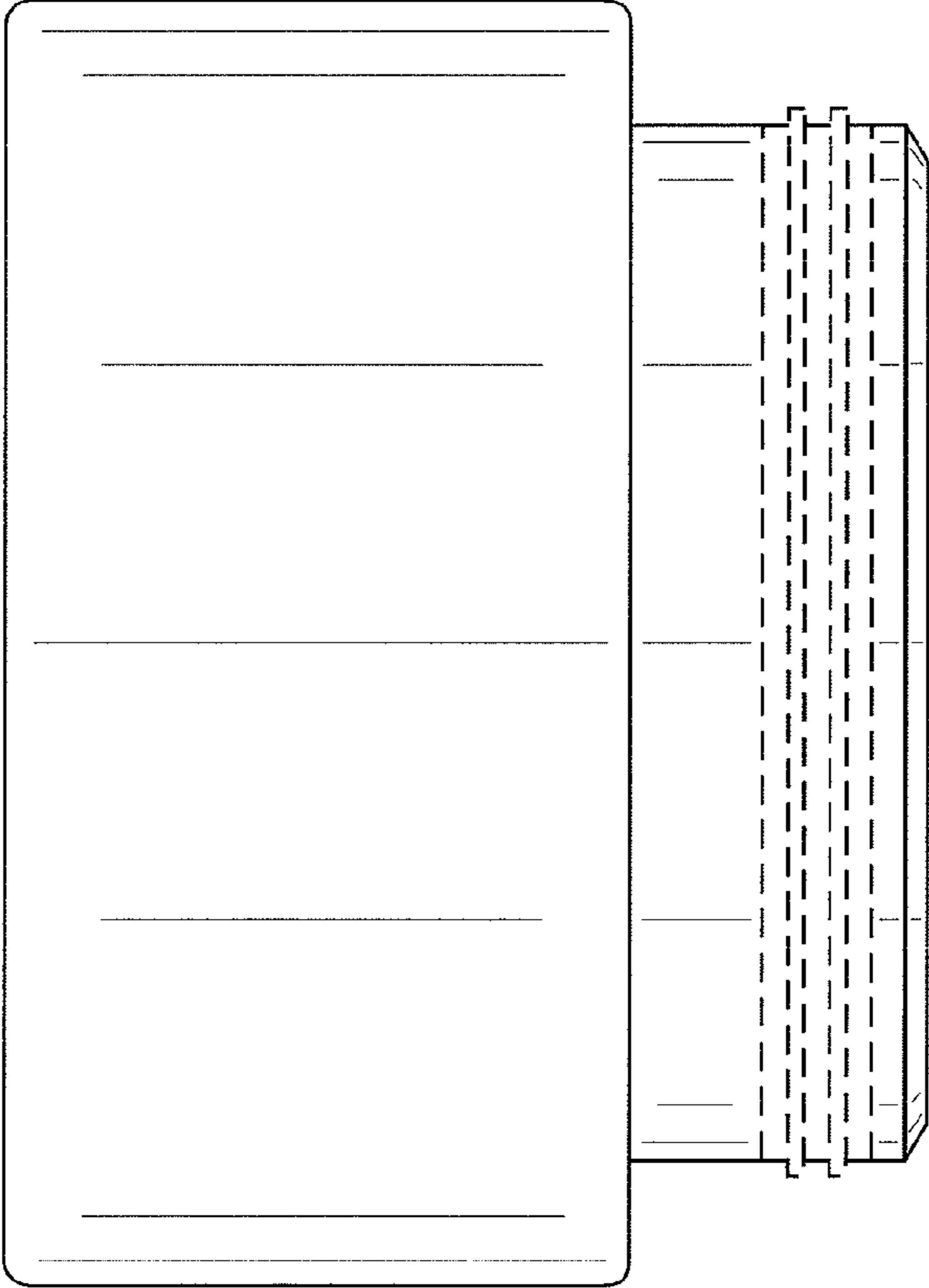


FIG. 5

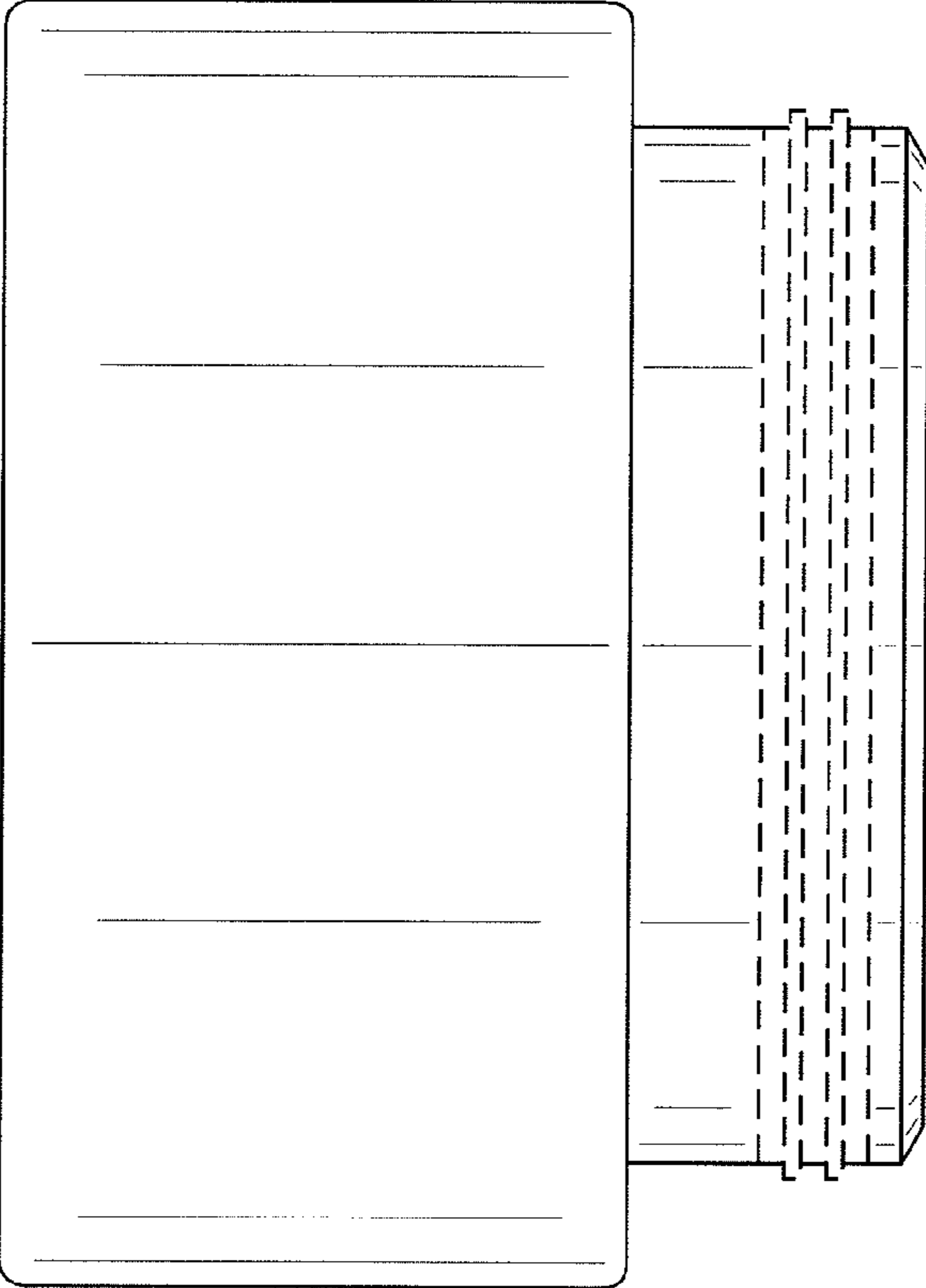


FIG. 6

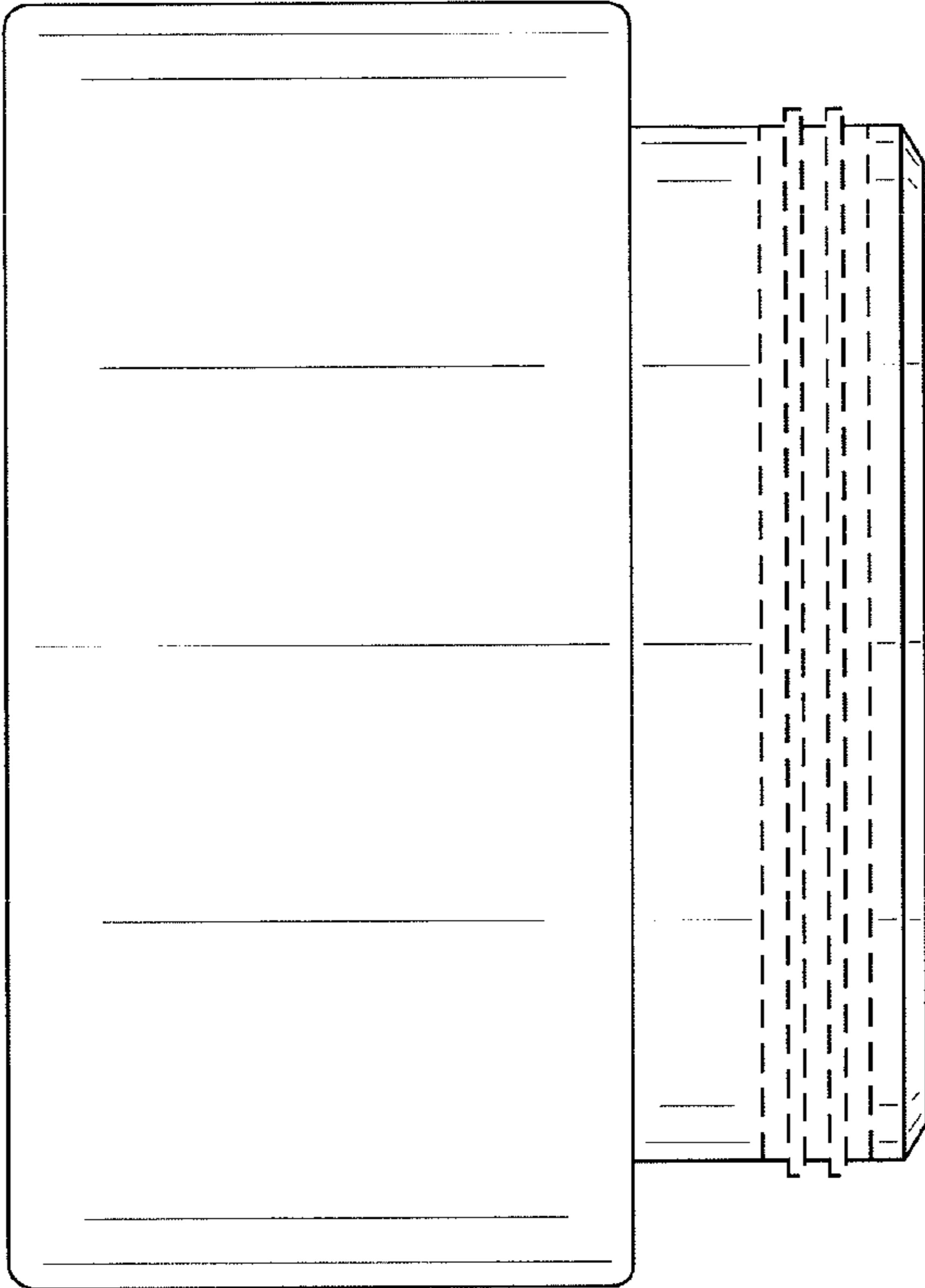


FIG. 7

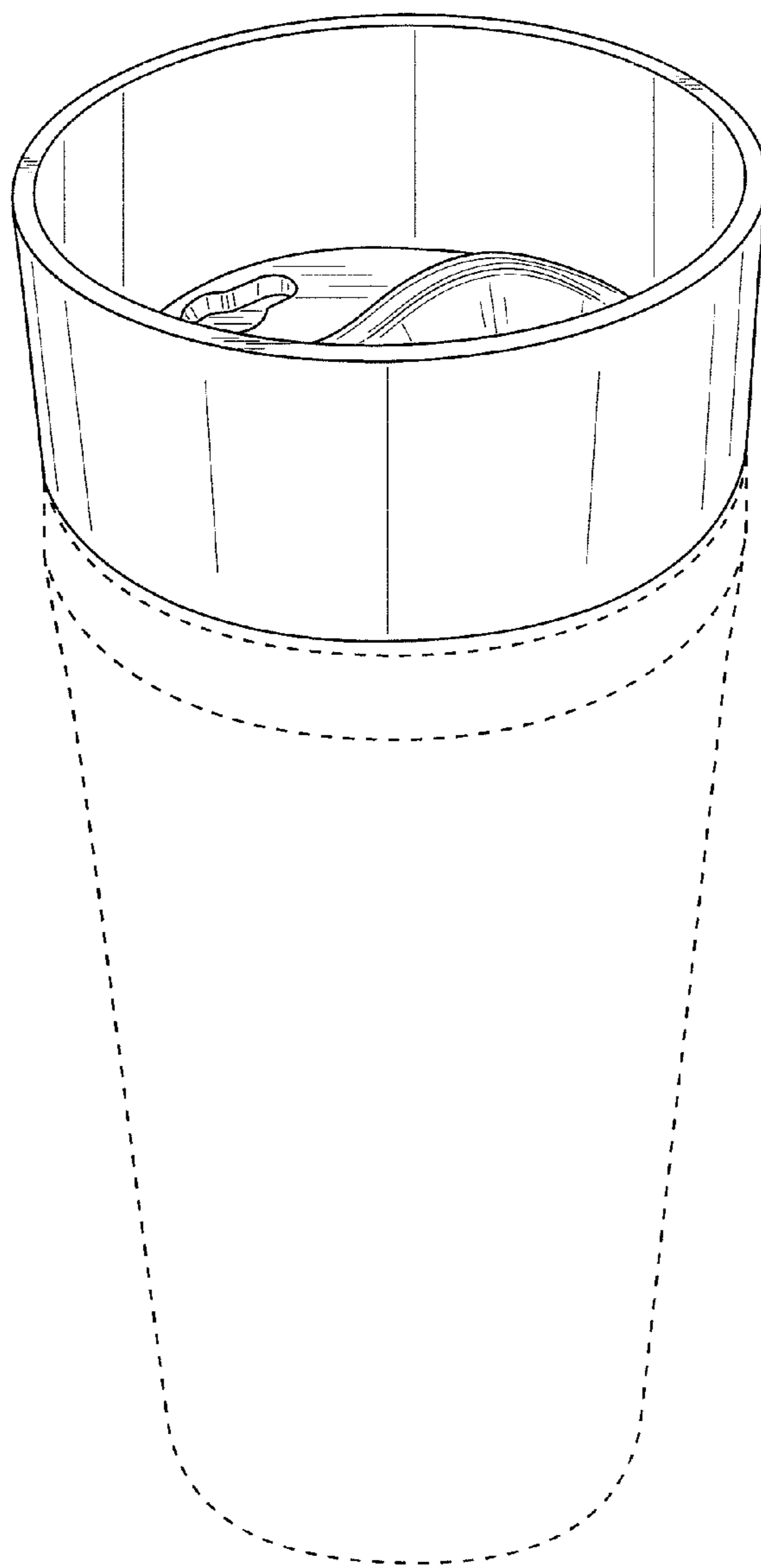


FIG. 8