



US00D733489S

(12) **United States Design Patent**
Nelson

(10) **Patent No.:** **US D733,489 S**
(45) **Date of Patent:** **** Jul. 7, 2015**

(54) **PARTY PAN COVER**

(71) Applicant: **India Nelson**, Piscataway, NJ (US)

(72) Inventor: **India Nelson**, Piscataway, NJ (US)

(**) Term: **14 Years**

(21) Appl. No.: **29/463,336**

(22) Filed: **Oct. 21, 2013**

(51) **LOC (10) Cl.** **07-02**

(52) **U.S. Cl.**
USPC **D7/391**

(58) **Field of Classification Search**
USPC D7/391, 392, 392.1, 393, 397, 629;
D9/414, 420, 424-432, 435, 451-452;
206/508, 815, 816; 220/212, 212.5,
220/213, 215, 227, 345.1, 780-806
CPC B65D 21/0209; B65D 43/00; B65D 43/02;
B65D 43/161; B65D 43/162; B65D 45/00;
B65D 45/16; B65D 45/18; B65F 1/1615
See application file for complete search history.

(56) **References Cited**

U.S. PATENT DOCUMENTS

| | | | | |
|-----------|-----|---------|---------------|----------|
| 3,245,338 | A | 4/1966 | Korr | |
| 3,247,988 | A | 4/1966 | Cease | |
| 4,386,706 | A | 6/1983 | Korte | |
| D289,719 | S * | 5/1987 | Daenen et al. | D7/392.1 |
| D290,924 | S * | 7/1987 | Daenen | D7/391 |
| 4,936,462 | A | 6/1990 | Yuen | |
| D325,847 | S * | 5/1992 | Wolff | D7/391 |
| D330,660 | S * | 11/1992 | Newton et al. | D7/392.1 |
| D341,518 | S * | 11/1993 | Richardson | D7/392.1 |

| | | | | |
|-----------|-----|---------|-------------------|--------|
| D371,045 | S * | 6/1996 | Lillelund et al. | D7/391 |
| D472,773 | S * | 4/2003 | Samartgis | D7/629 |
| D502,061 | S * | 2/2005 | Dais et al. | D7/629 |
| 7,083,818 | B2 | 8/2006 | Pratte | |
| D592,494 | S * | 5/2009 | Wichowski | D9/414 |
| D608,193 | S * | 1/2010 | Sanfilippo et al. | D9/420 |
| D610,878 | S * | 3/2010 | Kim | D7/629 |
| D646,159 | S * | 10/2011 | Bellamah et al. | D9/424 |
| D665,253 | S * | 8/2012 | Bellamah et al. | D9/424 |

* cited by examiner

Primary Examiner — Ricky Pham

(74) *Attorney, Agent, or Firm* — Paul R. Martin

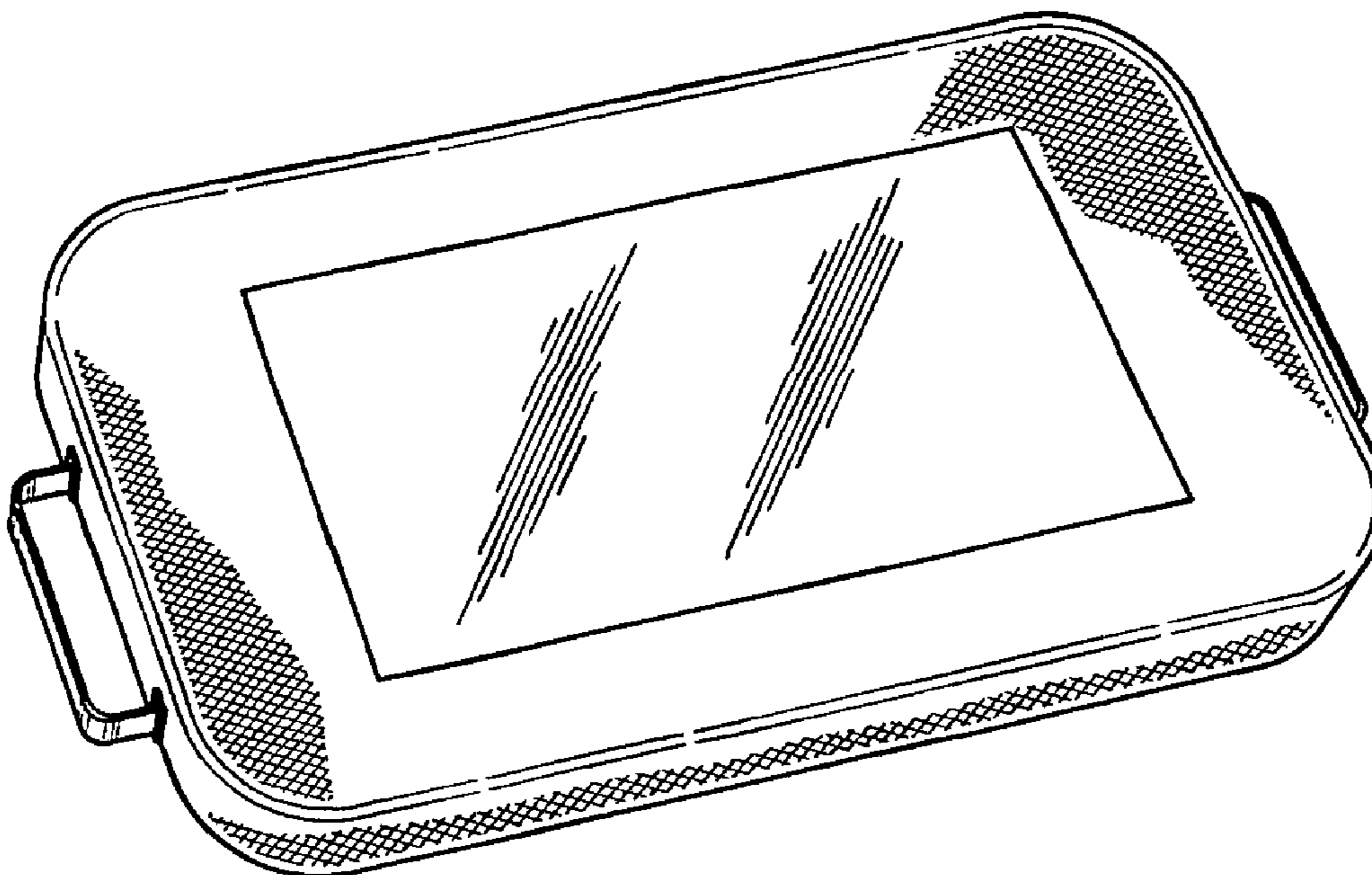
(57) **CLAIM**

The ornamental design for a party pan cover, as shown and described.

DESCRIPTION

FIG. 1 is perspective view from the top of the party pan cover of my new design.
 FIG. 2 is a perspective view from the bottom thereof.
 FIG. 3 is a top plan view of the party pan cover shown in FIG. 1.
 FIG. 4 is a bottom plan view thereof.
 FIG. 5 is an elevational view of the front of the cover shown in FIG. 1.
 FIG. 6 is an elevational view of the rear thereof.
 FIG. 7 is an elevational view of the left end of the cover shown in FIG. 1; and,
 FIG. 8 is an elevational view of the right end of the cover shown in FIG. 2.

1 Claim, 3 Drawing Sheets



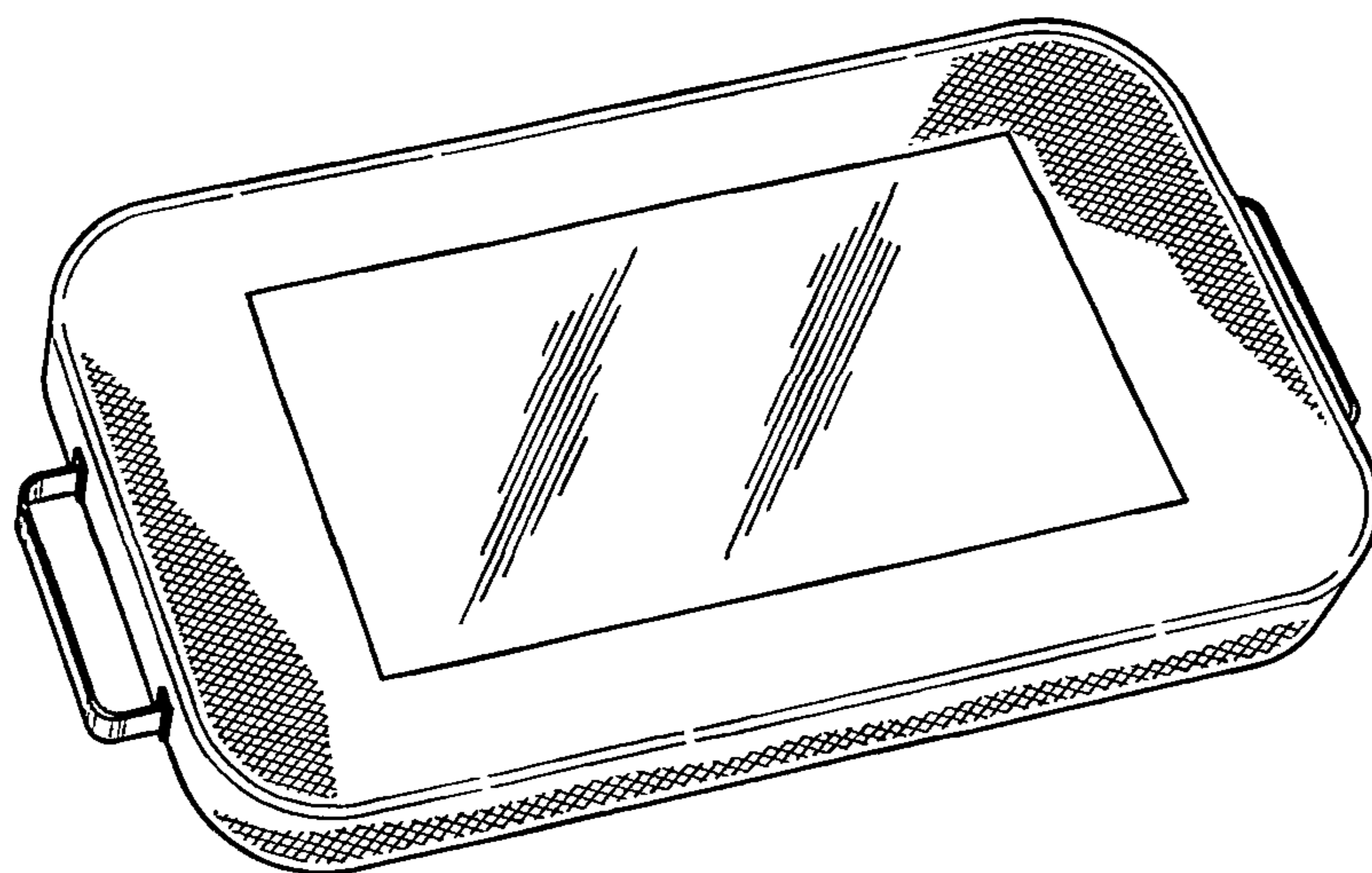


FIG. 1

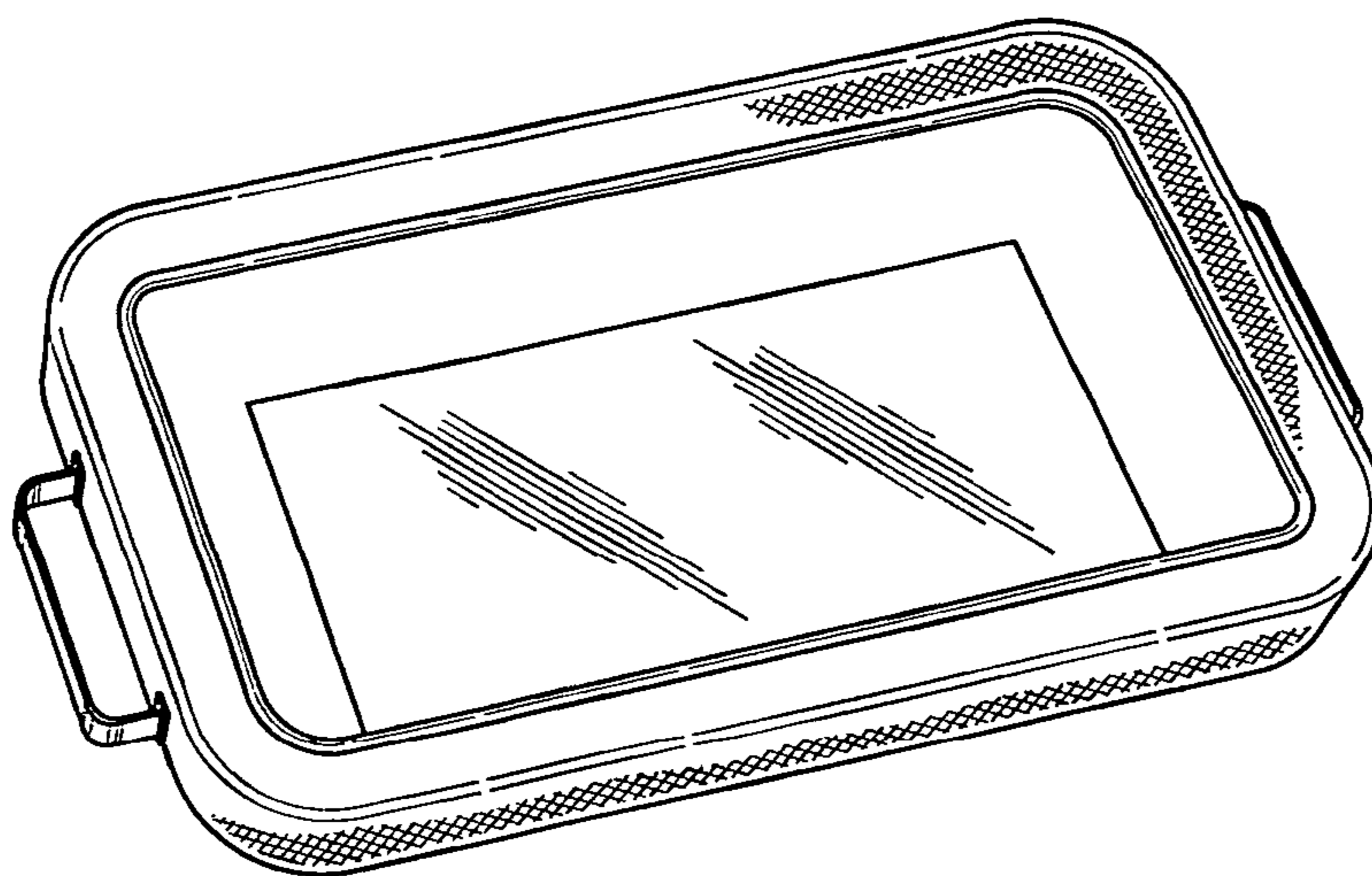


FIG. 2

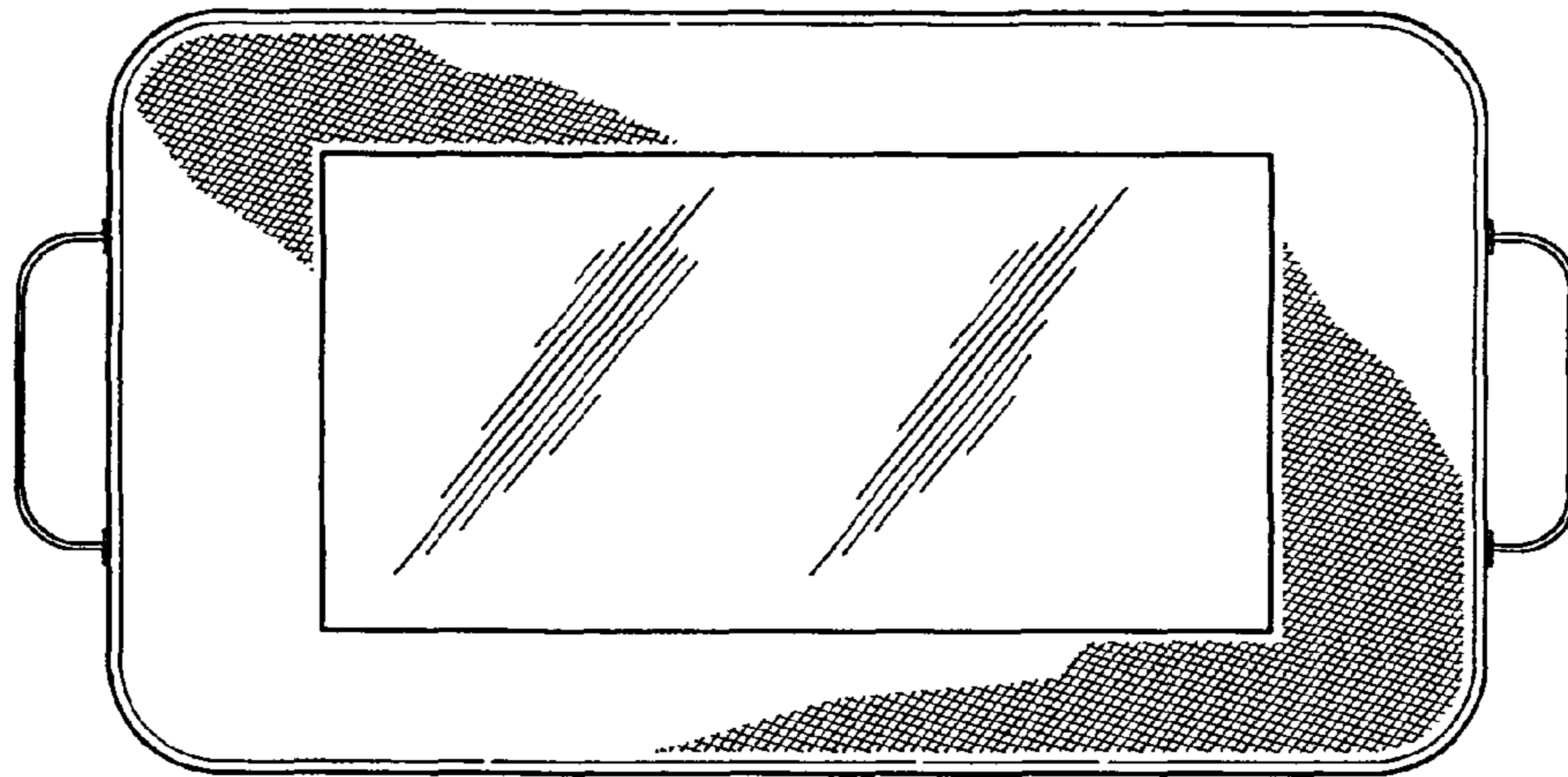


FIG. 3

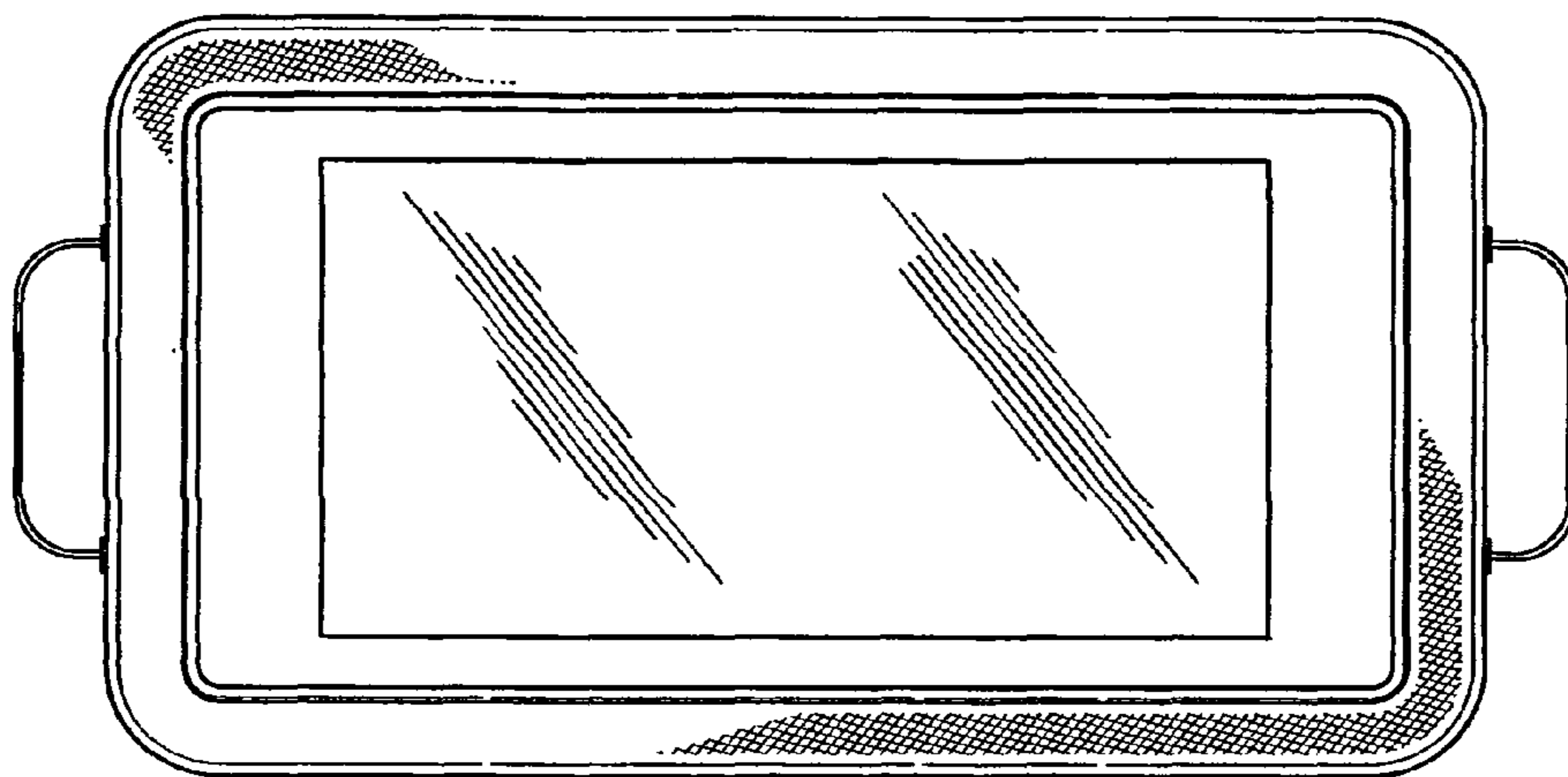


FIG. 4




FIG. 5

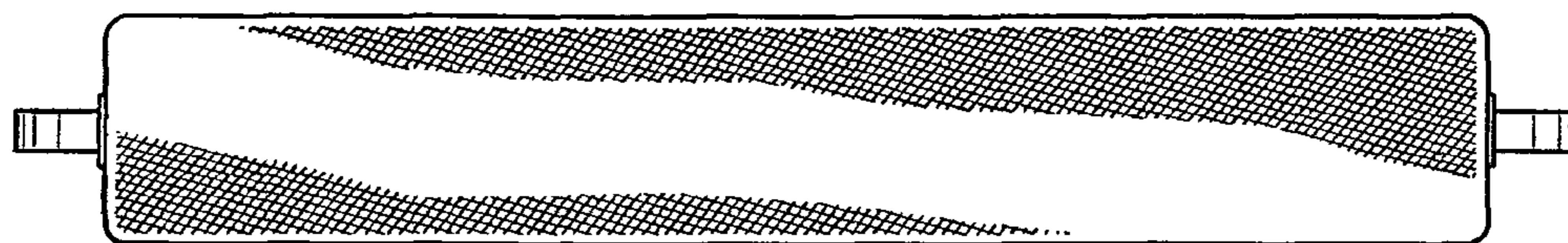


FIG. 6

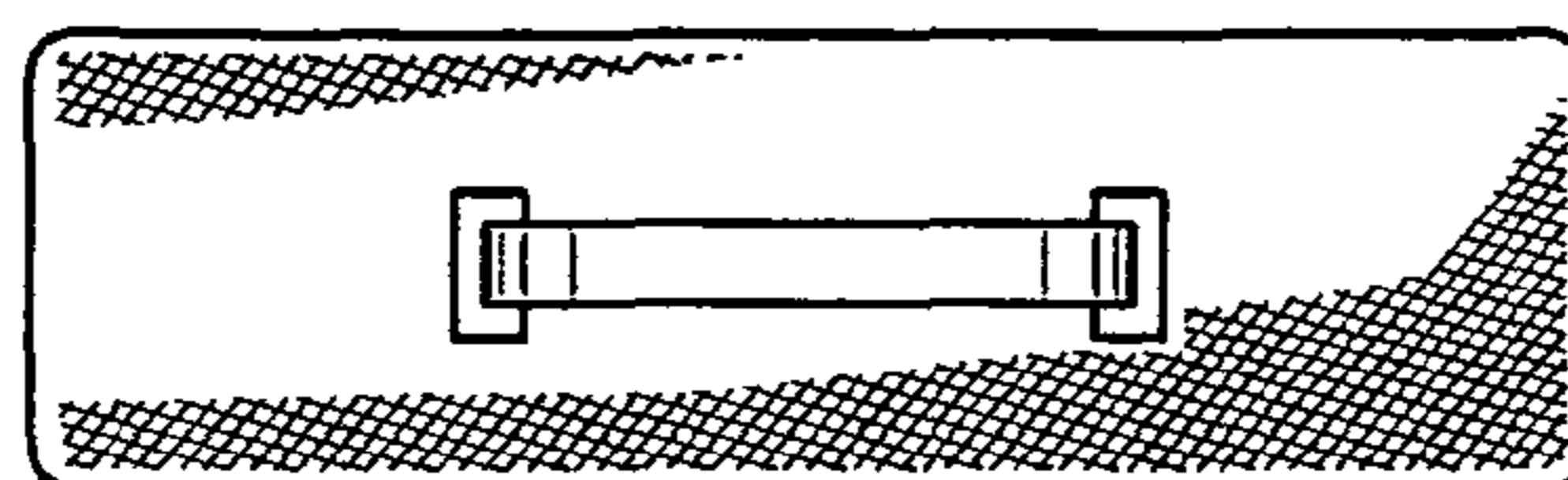


FIG. 7

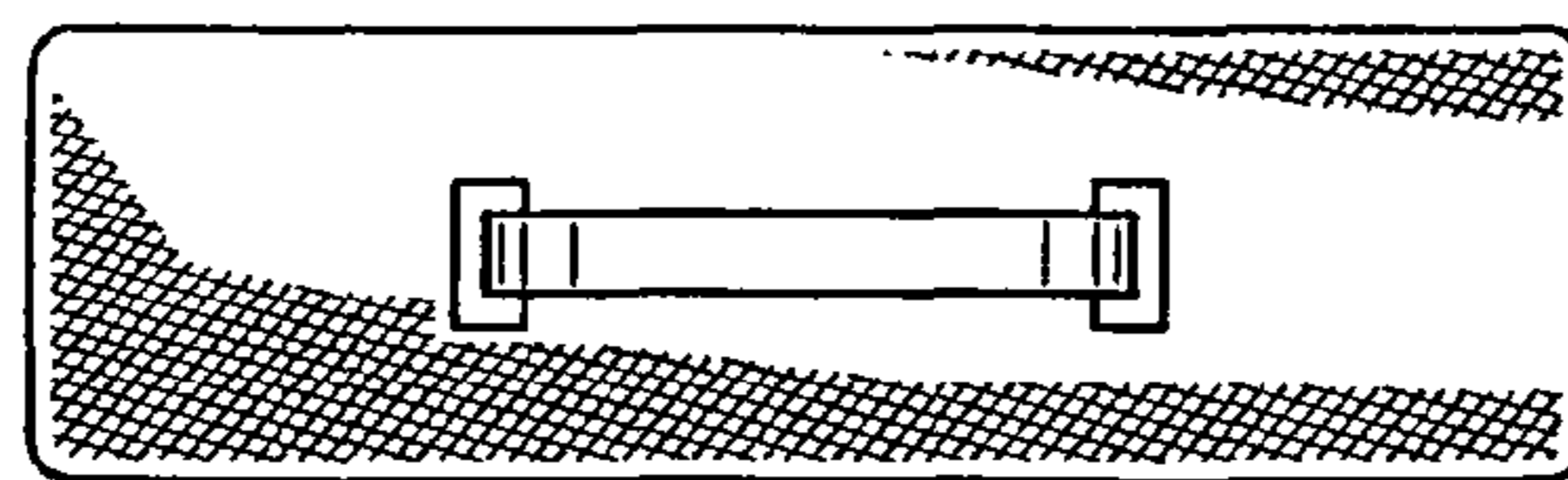


FIG. 8