



US00D733471S

(12) **United States Design Patent**
Mathewson

(10) **Patent No.:** **US D733,471 S**

(45) **Date of Patent:** **** Jul. 7, 2015**

(54) **MOUNTING FRAME**

(71) Applicant: **Richard Mathewson**, Mission Viejo, CA
(US)

(72) Inventor: **Richard Mathewson**, Mission Viejo, CA
(US)

(**) Term: **14 Years**

(21) Appl. No.: **29/473,732**

(22) Filed: **Nov. 25, 2013**

Related U.S. Application Data

(63) Continuation of application No. 13/400,870, filed on
Feb. 21, 2012, now abandoned.

(51) **LOC (10) Cl.** **06-06**

(52) **U.S. Cl.**
USPC **D6/680**

(58) **Field of Classification Search**
USPC D6/396–397, 436, 449, 474, 455–469,
D6/672–673, 675–675.1, 675.3, 680,
D6/680.2; 211/11, 13.1, 85.1, 85.2, 85.4,
211/70, 78, 107, 196–200, 131.1, 133.2,
211/163–166; 312/237, 326
CPC A47B 57/12; A47F 1/087
See application file for complete search history.

(56) **References Cited**

U.S. PATENT DOCUMENTS

D233,380 S * 10/1974 Hyman D6/458
D340,369 S * 10/1993 Dokoupil et al. D6/465

D452,390 S * 12/2001 Petti D6/411
D494,780 S * 8/2004 Harwanko D6/474
D555,960 S * 11/2007 Pena D6/552
D609,498 S * 2/2010 Wang D6/462
D609,503 S * 2/2010 Hayes D6/480
D641,184 S * 7/2011 Chen D6/474
D677,944 S * 3/2013 Lai D6/675.1
D713,661 S * 9/2014 Yu D6/680.2
D718,557 S * 12/2014 Johnston D6/675.5

* cited by examiner

Primary Examiner — Kelley Donnelly

(74) *Attorney, Agent, or Firm* — CIONCA Law Group P.C.;
Marin Cionca

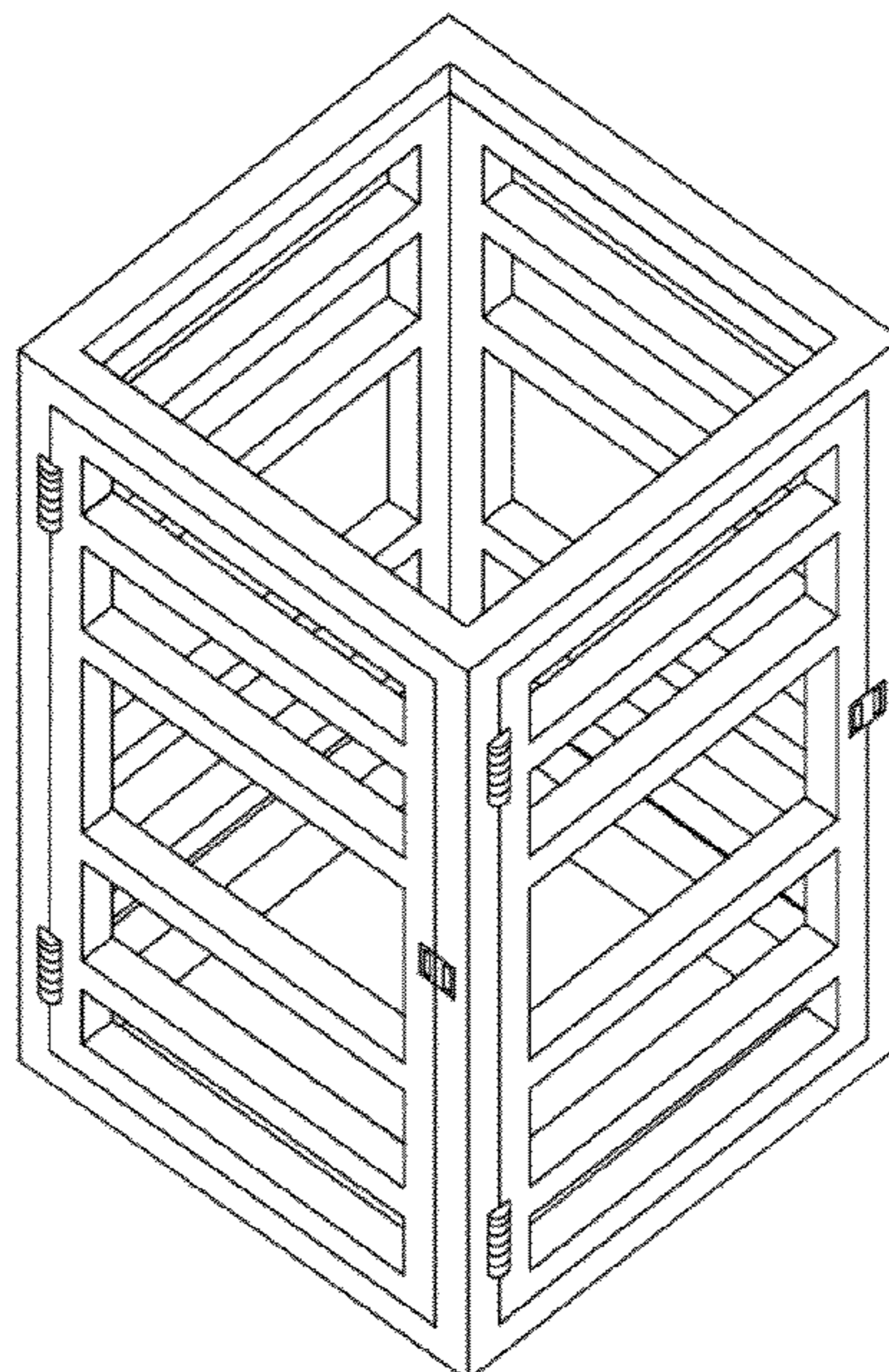
(57) **CLAIM**

The ornamental design of a mounting frame, substantially as
shown and described.

DESCRIPTION

FIG. 1 is a perspective view of a mounting frame according to
our design;
FIG. 2 is a perspective view thereof shown with environmen-
tal subject matter;
FIG. 3 is a top view thereof, the bottom view being a mirror
image;
FIG. 4 is a top view thereof shown with the panel doors open,
the bottom view being a mirror image; and,
FIG. 5 is a front view thereof, the right, rear, and left sides
being a mirror image.
The broken lines shown in the drawings are included for the
purpose of illustrating environmental structure and form no
part of the claimed design.

1 Claim, 3 Drawing Sheets



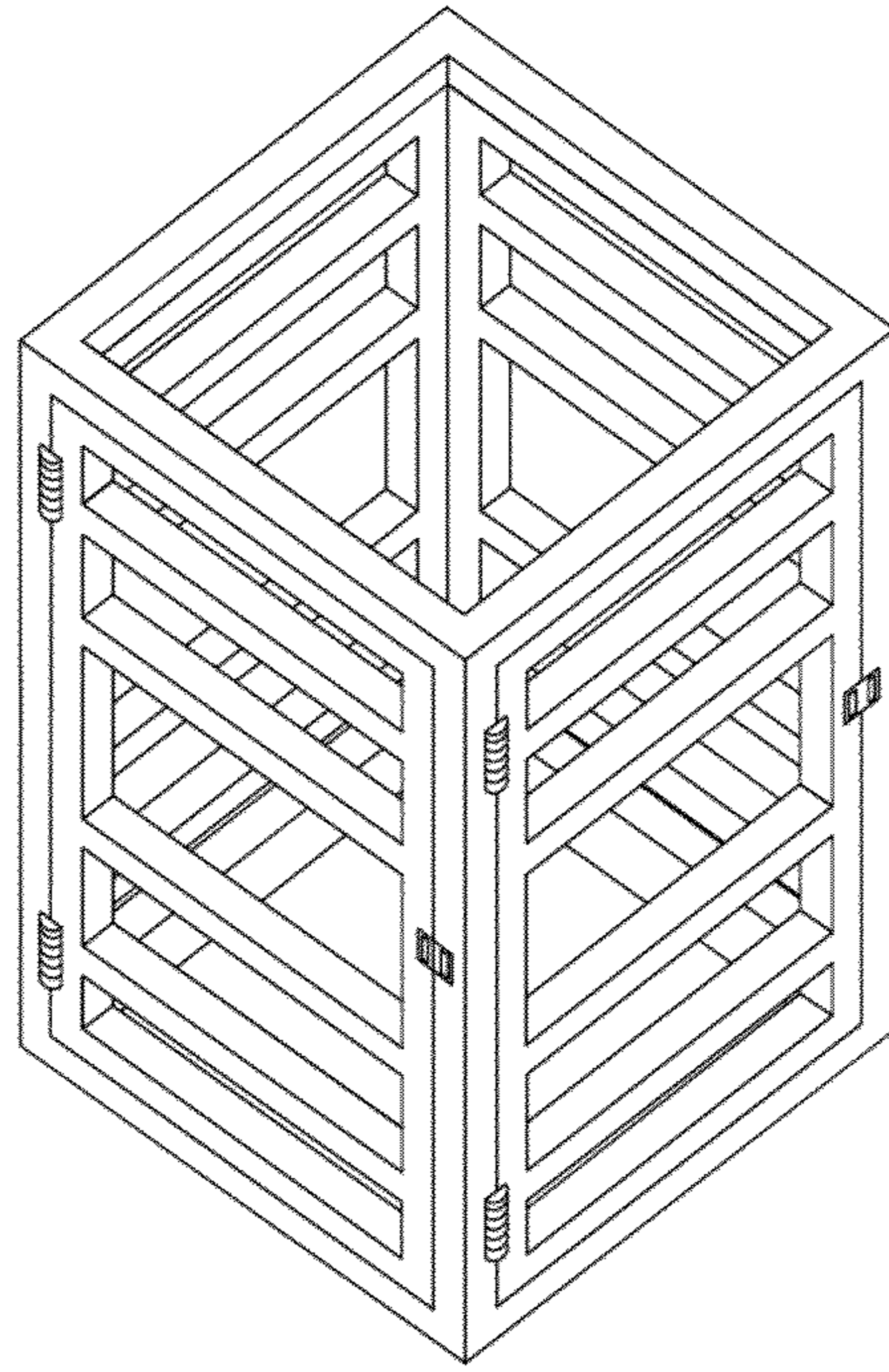


FIG. 1

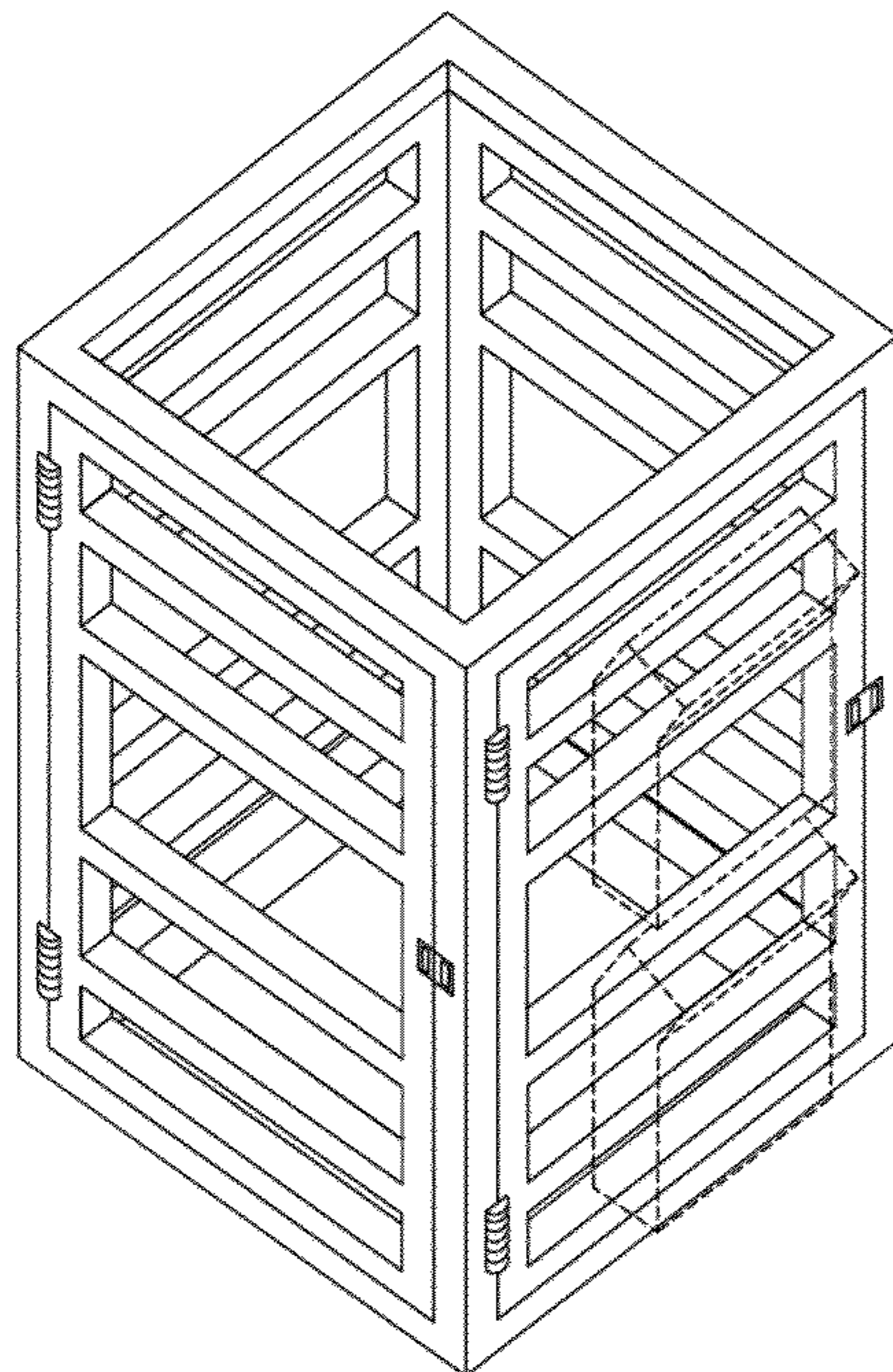


FIG. 2

FIG. 3

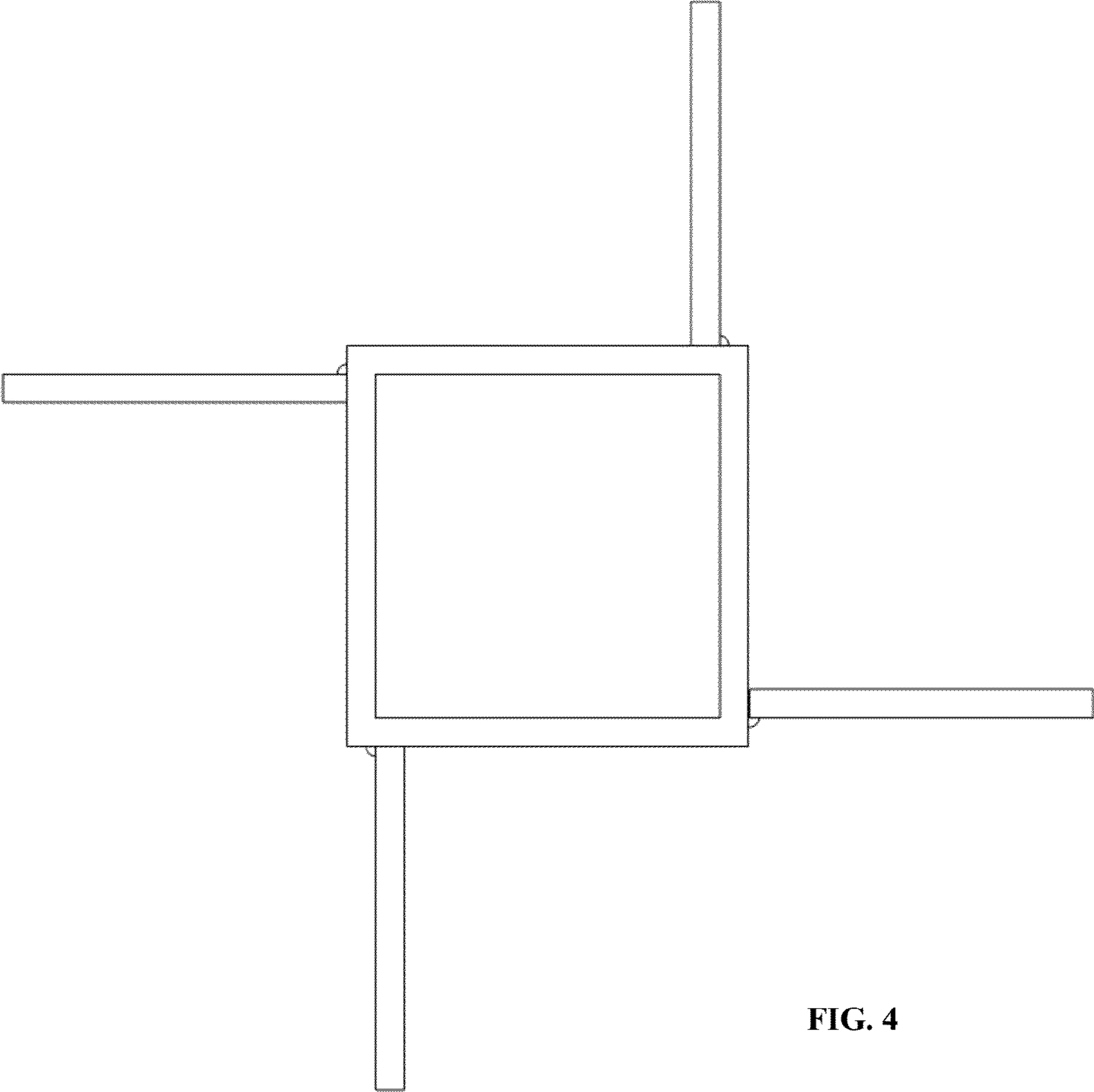



FIG. 4




FIG. 5