



US00D733464S

(12) **United States Design Patent**  
**Nielsen et al.**

(10) **Patent No.:** **US D733,464 S**  
(45) **Date of Patent:** **\*\* Jul. 7, 2015**

(54) **MATTRESS COVER**

(56) **References Cited**

(71) Applicants: **Tina B. Nielsen**, Randbol (DK);  
**Marianne Pederson**, Odense C (DK);  
**Thomas H. Reisenhus**, Otterup (DK);  
**Marianne B. Kjaer**, Odense C (DK);  
**Annette H. Frausig**, Middelfart (DK)

U.S. PATENT DOCUMENTS

D383,634 S *	9/1997	Selph .....	D6/596
D673,412 S *	1/2013	Roberts et al. ....	D6/605
D674,229 S *	1/2013	Roberts et al. ....	D6/605
D677,964 S *	3/2013	Agarwall .....	D6/602
D690,134 S *	9/2013	Nielsen et al. ....	D6/605
D690,538 S *	10/2013	Nielsen et al. ....	D6/605
D690,962 S *	10/2013	Danileson .....	D6/605
D691,831 S *	10/2013	Jorgensen et al. ....	D6/605
D693,143 S *	11/2013	Nielsen et al. ....	D6/605
D693,604 S *	11/2013	Asklof .....	D6/605
D701,712 S *	4/2014	Nielsen et al. ....	D6/606
D704,477 S *	5/2014	Jorgensen et al. ....	D6/605
D705,580 S *	5/2014	Jorgensen et al. ....	D6/605

(72) Inventors: **Tina B. Nielsen**, Randbol (DK);  
**Marianne Pederson**, Odense C (DK);  
**Thomas H. Reisenhus**, Otterup (DK);  
**Marianne B. Kjaer**, Odense C (DK);  
**Annette H. Frausig**, Middelfart (DK)

(73) Assignee: **Dan Foam ApS**, Aarup (DK)

\* cited by examiner

(\*\*) Term: **14 Years**

*Primary Examiner* — Karen S Acker

(21) Appl. No.: **29/458,725**

*Assistant Examiner* — Bao-Yen Nguyen

(22) Filed: **Jun. 21, 2013**

(74) *Attorney, Agent, or Firm* — J. Mark Wilkinson

(51) **LOC (10) Cl.** ..... **06-09**

(57) **CLAIM**

(52) **U.S. Cl.**

We claim the ornamental design for a mattress cover, as shown and described.

USPC ..... **D6/606**

**DESCRIPTION**

(58) **Field of Classification Search**

USPC ..... D6/305, 382, 383, 391, 393, 394, 395,  
D6/406.6, 595, 596, 601, 602, 603, 604,  
D6/605, 606, 607, 622, 690, 718.31;  
D8/317, 403; D21/809; D22/108;  
D30/228; D99/10, 34; 5/482, 485, 495,  
5/496, 497, 499, 500, 501, 502, 626, 646,  
5/647, 655, 665, 668, 675, 677, 689, 690,  
5/691, 693, 696, 698, 700, 702, 703, 705,  
5/706, 709, 712, 717, 719, 720, 721, 727,  
5/733, 737, 739, 740, 907; 29/564.7,  
29/896.92; 112/176, 418; 128/849, 850,  
128/853, 855; 267/91, 103, 104, 106, 166,  
267/180; D3/233

FIG. 1 is a top perspective view of a mattress cover of the present invention.

FIG. 2 is a top view of the mattress cover of FIG. 1.

FIG. 3 is a right side view of the mattress cover of FIG. 1 with the left side being a mirror image thereof.

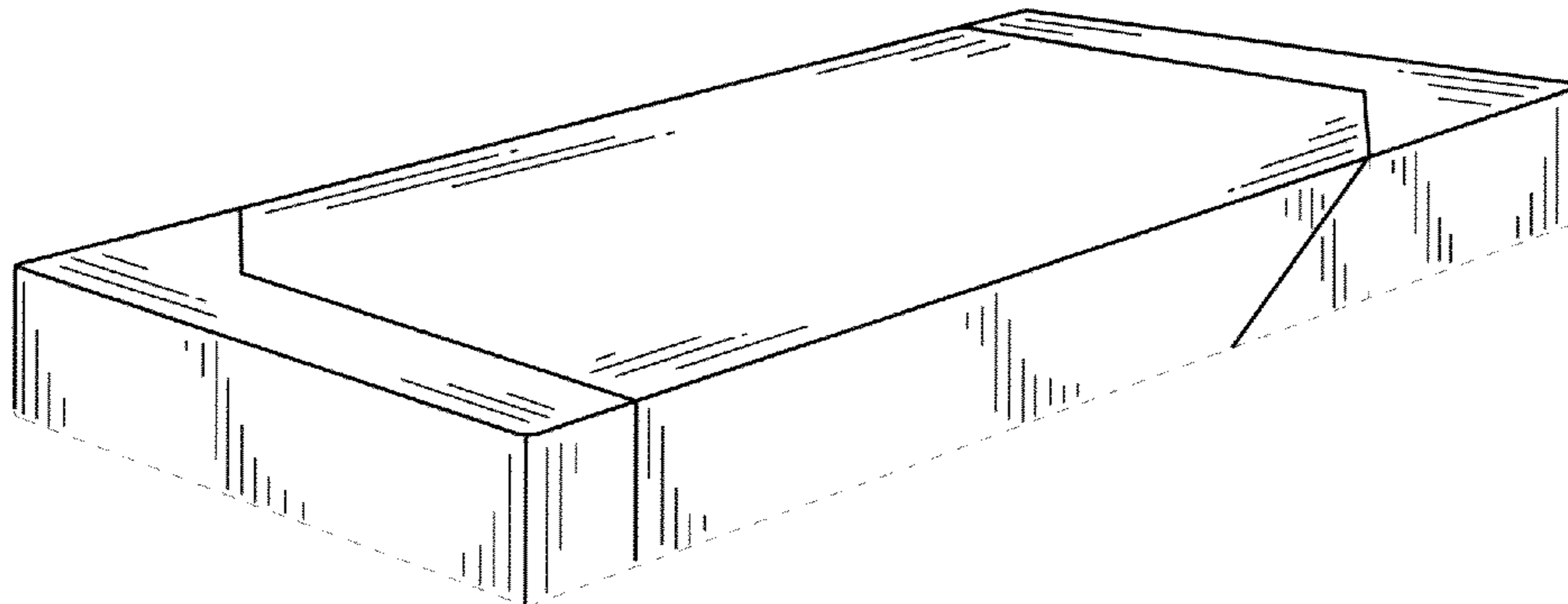
FIG. 4 is a right end view of the mattress cover of FIG. 1 with the left side being a mirror image thereof; and,

FIG. 5 is a bottom view of the mattress cover of FIG. 1.

Elements drawn in broken lines in the figures are included for environmental purposes only and form no part of the claimed design. In FIGS. 1-4, the parallel lines of unequal length on the surface of the mattress cover are shade lines.

See application file for complete search history.

**1 Claim, 4 Drawing Sheets**



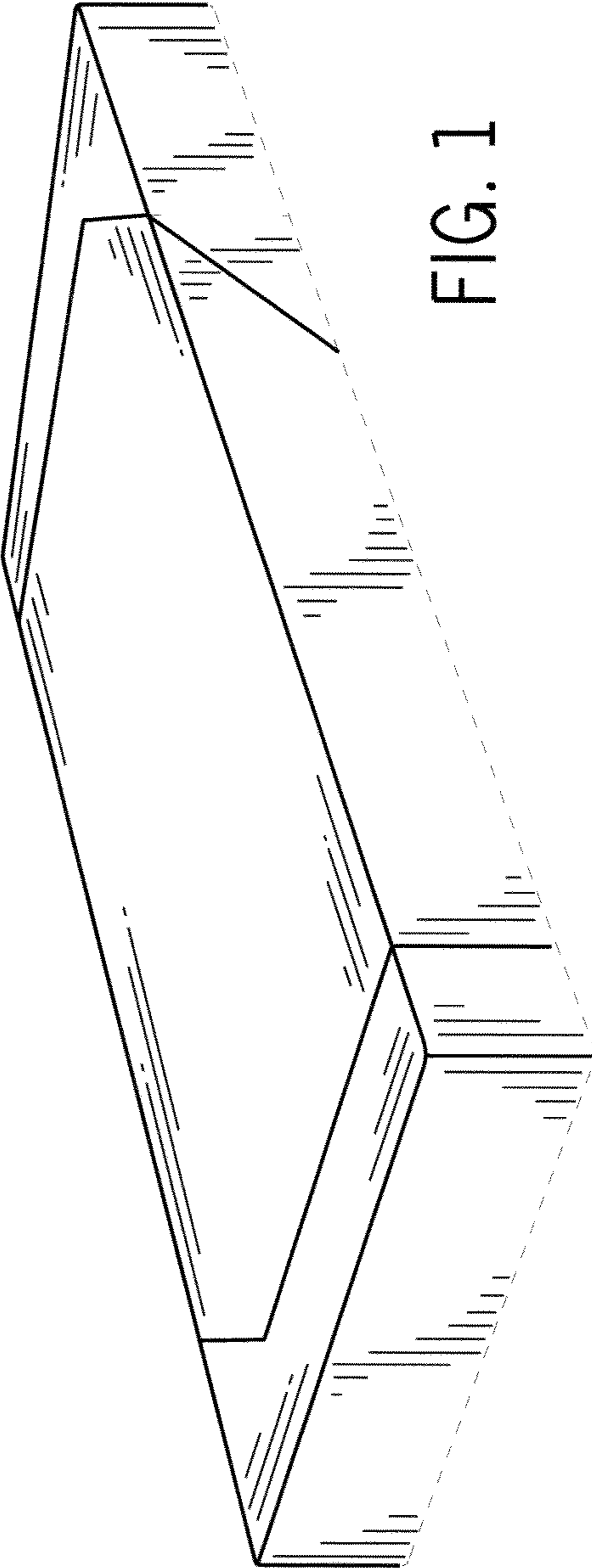


FIG. 1




FIG. 2

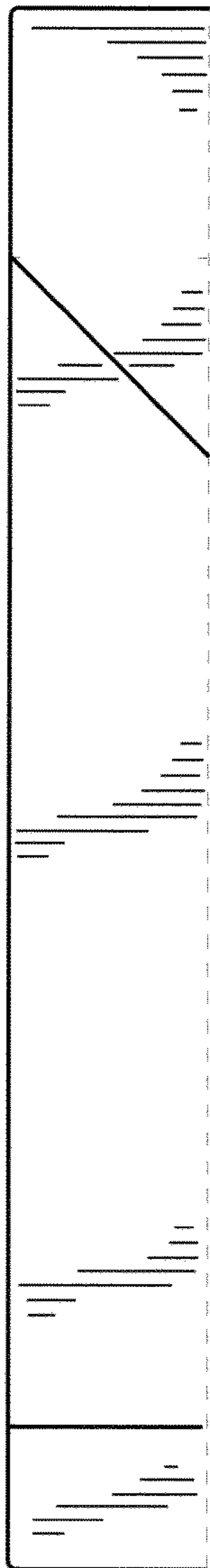


FIG. 3




FIG. 4




FIG. 5