



US00D733459S

(12) **United States Design Patent**  
**Wu**

(10) **Patent No.:** **US D733,459 S**  
(45) **Date of Patent:** **\*\* Jul. 7, 2015**

- (54) **FABRIC WINDOW COVERING**
- (71) Applicant: **NIEN MADE ENTERPRISE CO., LTD.**, Taichung (TW)
- (72) Inventor: **Tai-Fung Wu**, Miaoli County (TW)
- (73) Assignee: **NIEN MADE ENTERPRISE CO., LTD.**, Taichung (TW)
- (\*\*) Term: **14 Years**
- (21) Appl. No.: **29/486,877**
- (22) Filed: **Apr. 3, 2014**
- (51) **LOC (10) Cl.** ..... **06-10**
- (52) **U.S. Cl.**  
USPC ..... **D6/575**
- (58) **Field of Classification Search**  
USPC ..... D6/575, 576, 577, 578, 579, 580, 581;  
D5/1, 2, 4, 7, 11, 19, 23, 47, 48, 51, 54,  
D5/55, 60, 61, 62; 160/84.01, 84.02,  
160/84.03, 84.04, 84.05, 84.06, 84.07,  
160/84.08, 107, 108, 111, 113, 130, 133,  
160/354, 392  
CPC ..... E06B 3/285; E06B 9/24; E06B 9/262;  
A47H 2201/01; A47H 23/00  
See application file for complete search history.

- D691,396 S \* 10/2013 Earl et al. .... D6/575
- D691,486 S \* 10/2013 Earl et al. .... D9/575
- D691,487 S \* 10/2013 Earl et al. .... D9/575
- 2004/0084158 A1 \* 5/2004 Colson et al. .... 160/84.05
- 2011/0209833 A1 \* 9/2011 Cha ..... 160/84.01

\* cited by examiner

*Primary Examiner* — Karen S Acker  
*Assistant Examiner* — Wendy Arminio

(74) *Attorney, Agent, or Firm* — Ming Chow; Sinorica, LLC

(57) **CLAIM**

The ornamental design for a fabric window covering, as shown and described.

**DESCRIPTION**

FIG. 1 is a front and top perspective view of a first embodiment of the fabric window covering shown in an open position;

FIG. 2 is a rear and bottom perspective view thereof;

FIG. 3 is a front view thereof;

FIG. 4 is a rear view thereof;

FIG. 5 is a left side view thereof; the right side view is a mirror image;

FIG. 6 is a top view thereof;

FIG. 7 is a bottom view thereof;

FIG. 8 is a front and top perspective view of the design of FIG. 1 shown in a closed position;

FIG. 9 is a rear and bottom perspective view thereof;

FIG. 10 is a front view thereof;

FIG. 11 is a rear view thereof;

FIG. 12 is a left side view thereof; the right side view is a mirror image;

FIG. 13 is a top view thereof;

FIG. 14 is a bottom view thereof;

FIG. 15 is an enlarged detail view thereof of an exemplary part taken from the bottom of the front fabric sheet of the fabric window covering as shown in FIG. 10.

FIG. 16 is a front and top perspective view of a second embodiment of the fabric window covering shown in an open position;

FIG. 17 is a rear and bottom perspective view thereof;

FIG. 18 is a front view thereof;

(56) **References Cited**

U.S. PATENT DOCUMENTS

- D108,296 S \* 2/1938 Moses ..... D5/47
- D111,749 S \* 10/1938 Erhard ..... D6/575
- D111,750 S \* 10/1938 Erhard ..... D6/575
- D126,019 S \* 3/1941 Sobel ..... D5/47
- 5,664,613 A \* 9/1997 Jelic ..... 160/84.05
- D456,196 S \* 4/2002 Colson et al. .... D6/575
- D497,276 S \* 10/2004 Tyner ..... D6/575
- D498,105 S \* 11/2004 Tyner ..... D6/575
- D600,057 S \* 9/2009 Cha ..... D6/575
- D691,391 S \* 10/2013 Earl et al. .... D6/575
- D691,392 S \* 10/2013 Earl et al. .... D6/575
- D691,393 S \* 10/2013 Earl et al. .... D6/575
- D691,394 S \* 10/2013 Earl et al. .... D6/575
- D691,395 S \* 10/2013 Earl et al. .... D6/575




FIG. 19 is a rear view thereof;  
FIG. 20 is a left side view thereof; the right side view is a mirror image;  
FIG. 21 is a top view thereof;  
FIG. 22 is a bottom view thereof;  
FIG. 23 is a front and top perspective view of the design of FIG. 16 shown in a closed position;  
FIG. 24 is a rear and bottom perspective view thereof;  
FIG. 25 is a front view thereof;  
FIG. 26 is a rear view thereof;  
FIG. 27 is a left side view thereof; the right side view is a mirror image;

FIG. 28 is a top view thereof;  
FIG. 29 is a bottom view thereof; and,  
FIG. 30 is an enlarged detail view thereof of an exemplary part taken from the bottom of the front fabric sheet of the fabric window covering as shown in FIG. 25.  
The dark background is provided for contrast only for ease in viewing the claimed design and forms no part thereof. The middle perpendicular fabric layers of the first embodiment have texture. The middle perpendicular fabric layers of the second embodiment have no texture.

**1 Claim, 26 Drawing Sheets**




FIG. 1




FIG. 2




FIG. 3




FIG. 4

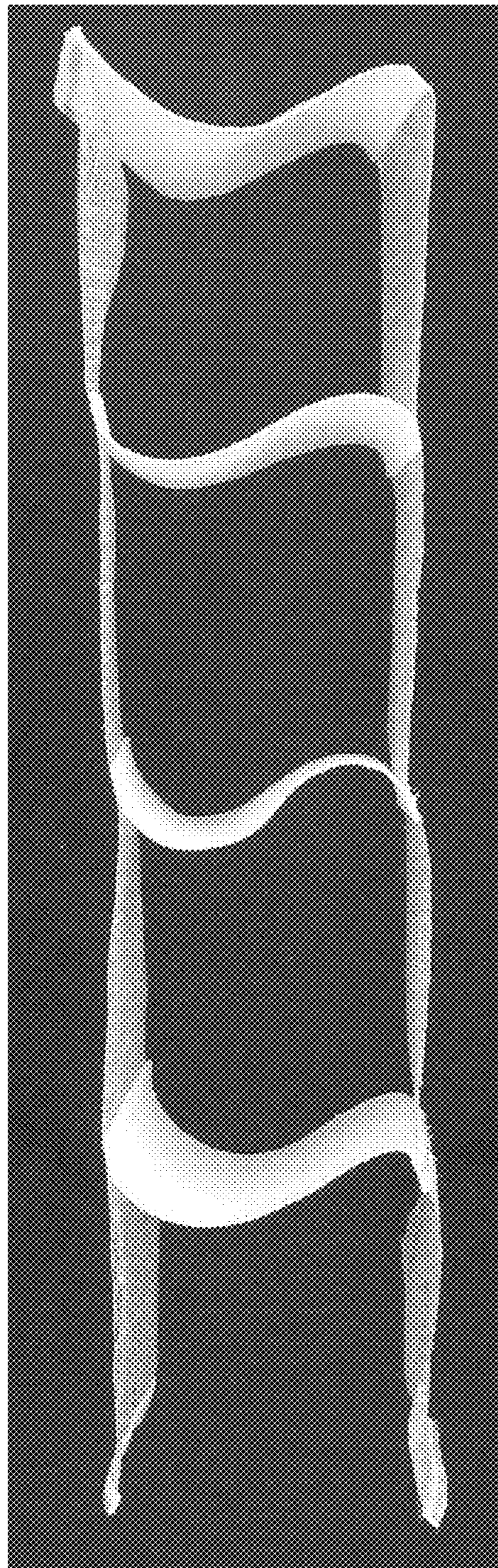


FIG. 5




FIG. 6




FIG. 7






FIG. 8




FIG. 9




FIG.10




FIG.11




FIG.12




FIG.13




FIG.14




FIG.15




FIG.16






FIG.17




FIG.18




FIG.19

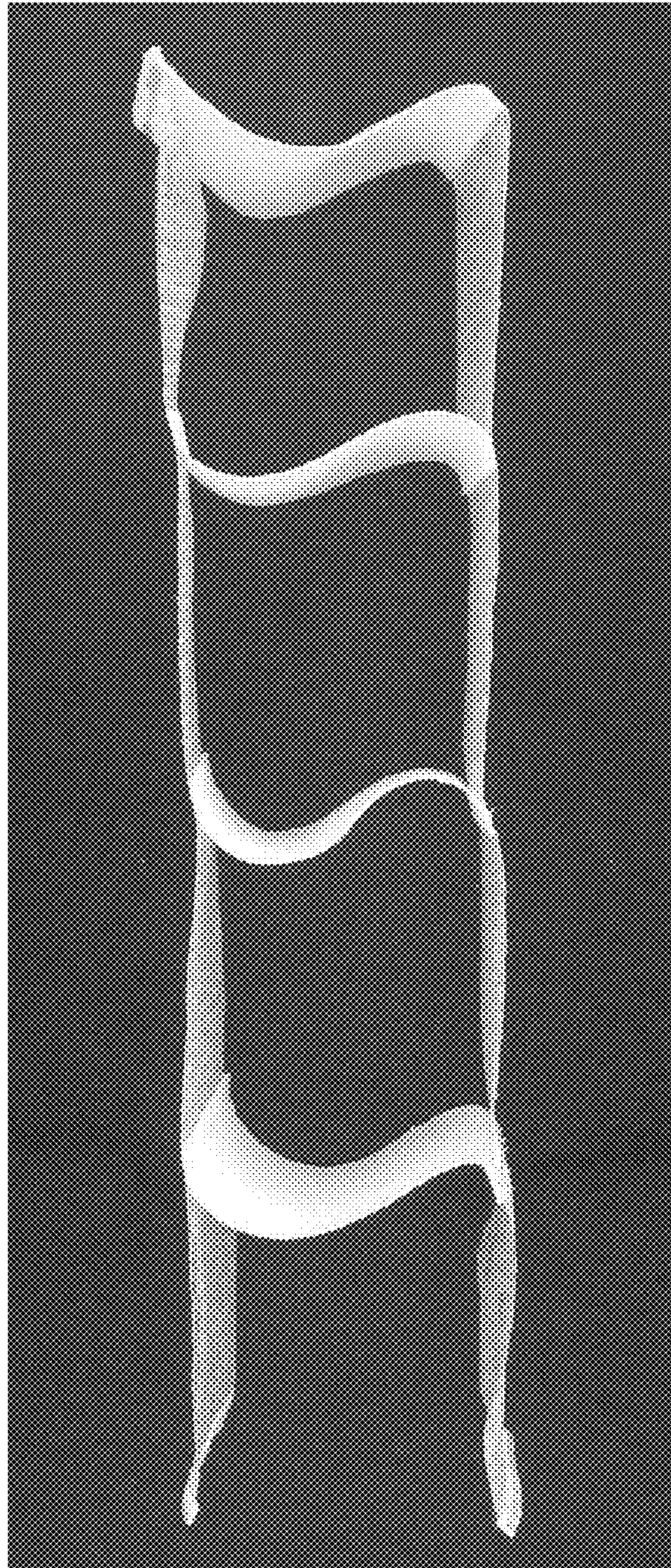


FIG.20




FIG.21




FIG.22




FIG.23




FIG.24




FIG.25






FIG.26




FIG.27




FIG.28




FIG.29




FIG.30