



US00D733439S

(12) **United States Design Patent**  
**Adair et al.**

(10) **Patent No.:** **US D733,439 S**  
(45) **Date of Patent:** **\*\* Jul. 7, 2015**

- (54) **SOFA**
- (71) Applicant: **Ashley Furniture Industries, Inc.**,  
Arcadia, WI (US)
- (72) Inventors: **Lisa Adair**, New Albany, MS (US);  
**Christie Lamb**, Saltillo, MS (US)
- (73) Assignee: **ASHLEY FURNITURE**  
**INDUSTRIES, INC.**, Arcadia, WI (US)

D512,241 S *	12/2005	Ricci .....	D6/381
D525,451 S *	7/2006	Natuzzi .....	D6/381
D543,376 S *	5/2007	Ricci .....	D6/381
D544,242 S *	6/2007	Ricci .....	D6/381
D544,246 S *	6/2007	Ricci .....	D6/381
D547,090 S *	7/2007	Natuzzi .....	D6/381
D616,661 S *	6/2010	Natuzzi .....	D6/381
D634,940 S *	3/2011	Crockett .....	D6/381
D634,941 S *	3/2011	Crockett .....	D6/381
D677,495 S *	3/2013	Digirolamo .....	D6/381
D693,134 S *	11/2013	Davis .....	D6/334

(\*\*) Term: **14 Years**

(21) Appl. No.: **29/480,694**

(22) Filed: **Jan. 28, 2014**

(51) **LOC (10) Cl.** ..... **06-01**

(52) **U.S. Cl.**  
USPC ..... **D6/334**

(58) **Field of Classification Search**  
USPC ..... D6/334, 335, 336, 379, 381, 369;  
297/94, 118, 232, 445.1, 448.1, DIG. 7  
CPC ..... A47C 17/00; A47C 17/02; A47C 17/12;  
A47C 17/18; A47C 7/021; A47C 31/00;  
A47C 3/16  
See application file for complete search history.

(56) **References Cited**

**U.S. PATENT DOCUMENTS**

D334,673 S *	4/1993	Robison et al. ....	D6/367
D347,335 S *	5/1994	Goldberg .....	D6/381
D362,353 S *	9/1995	Natuzzi et al. ....	D6/381
D376,265 S *	12/1996	Lewis et al. ....	D6/334
D390,372 S *	2/1998	Lewis et al. ....	D6/381
D436,745 S *	1/2001	Lewis .....	D6/334
D469,973 S *	2/2003	Ricci .....	D6/381
D470,325 S *	2/2003	Ricci .....	D6/381
D499,262 S *	12/2004	Ricci .....	D6/381
D502,018 S *	2/2005	Ricci .....	D6/381
D504,029 S *	4/2005	Ricci .....	D6/381
D504,030 S *	4/2005	Ricci .....	D6/381

\* cited by examiner

*Primary Examiner* — Sandra Snapp

(74) *Attorney, Agent, or Firm* — McAndrews Held & Malloy, Ltd.

(57) **CLAIM**

The ornamental design for a sofa, as shown and described.

**DESCRIPTION**

This application makes reference to:  
U.S. Design application Ser. No. 29/480,685 filed Jan. 28, 2014.

The above referenced application, and all of the subject matter disclosed therein, is incorporated herein by reference in its entirety.

FIG. 1 is a perspective view of a sofa showing our new design; and,

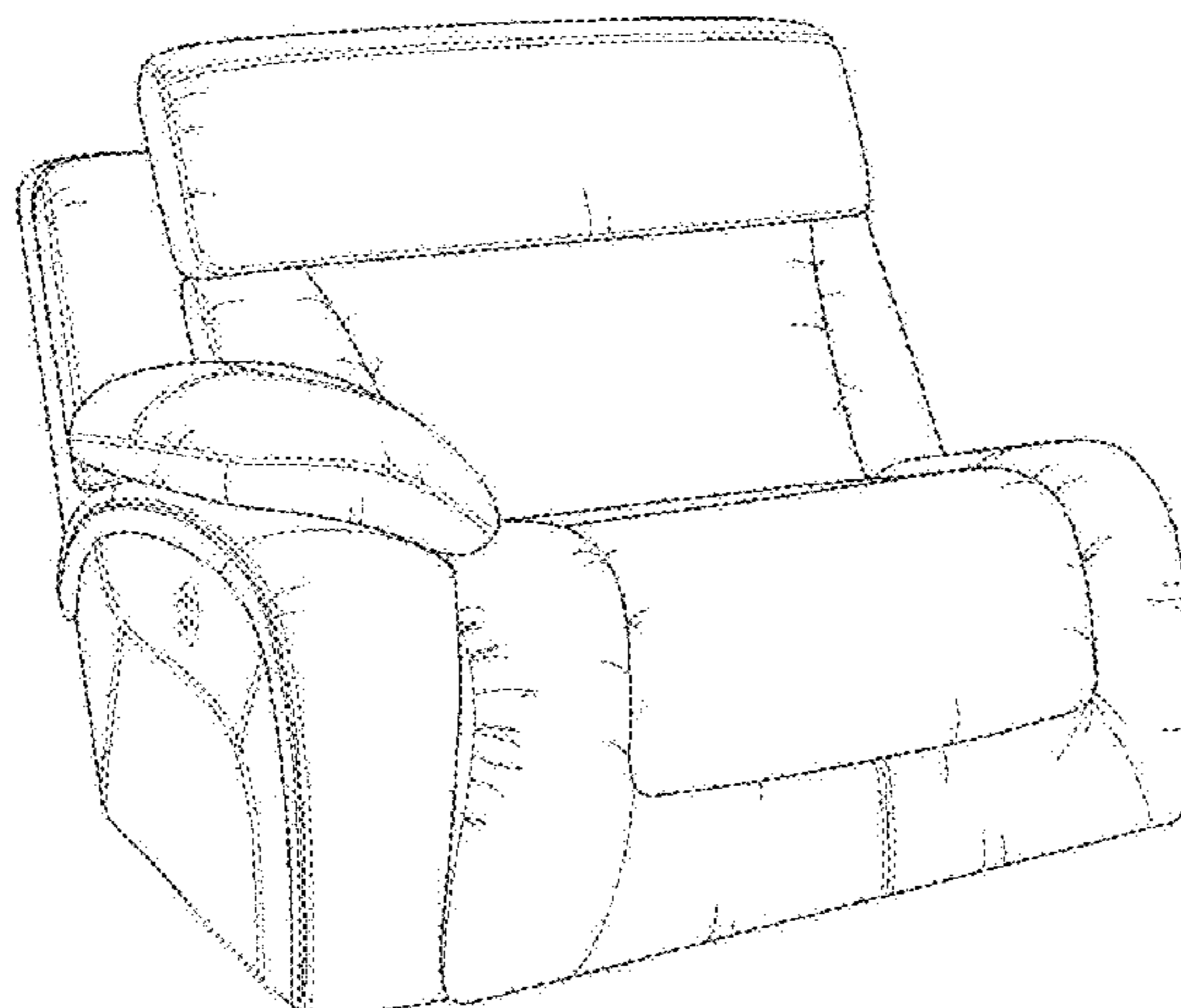
FIG. 2 is a left side view thereof.

The longer dashed broken lines are for environmental purposes only and form no part of the claimed design. The shorter dashed broken lines depicting the stitching form part of the claimed design.

Views of the sofa not shown in the figures form no part of the claimed design.

The drawings show a design for a left-end sofa; the ornamental design also includes the mirror images of the drawings, i.e., the design for a right-end sofa.

**1 Claim, 2 Drawing Sheets**



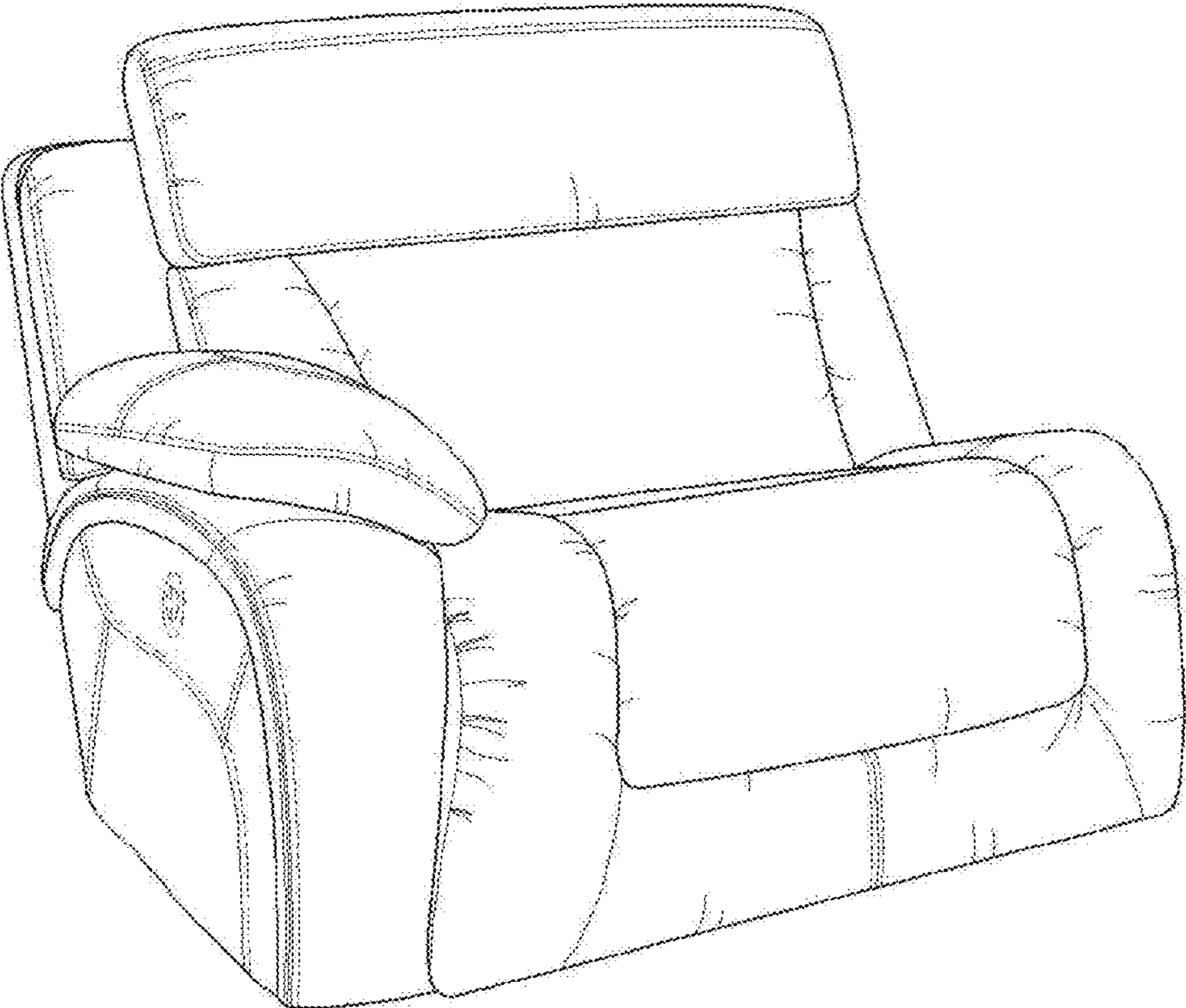


FIG. 1

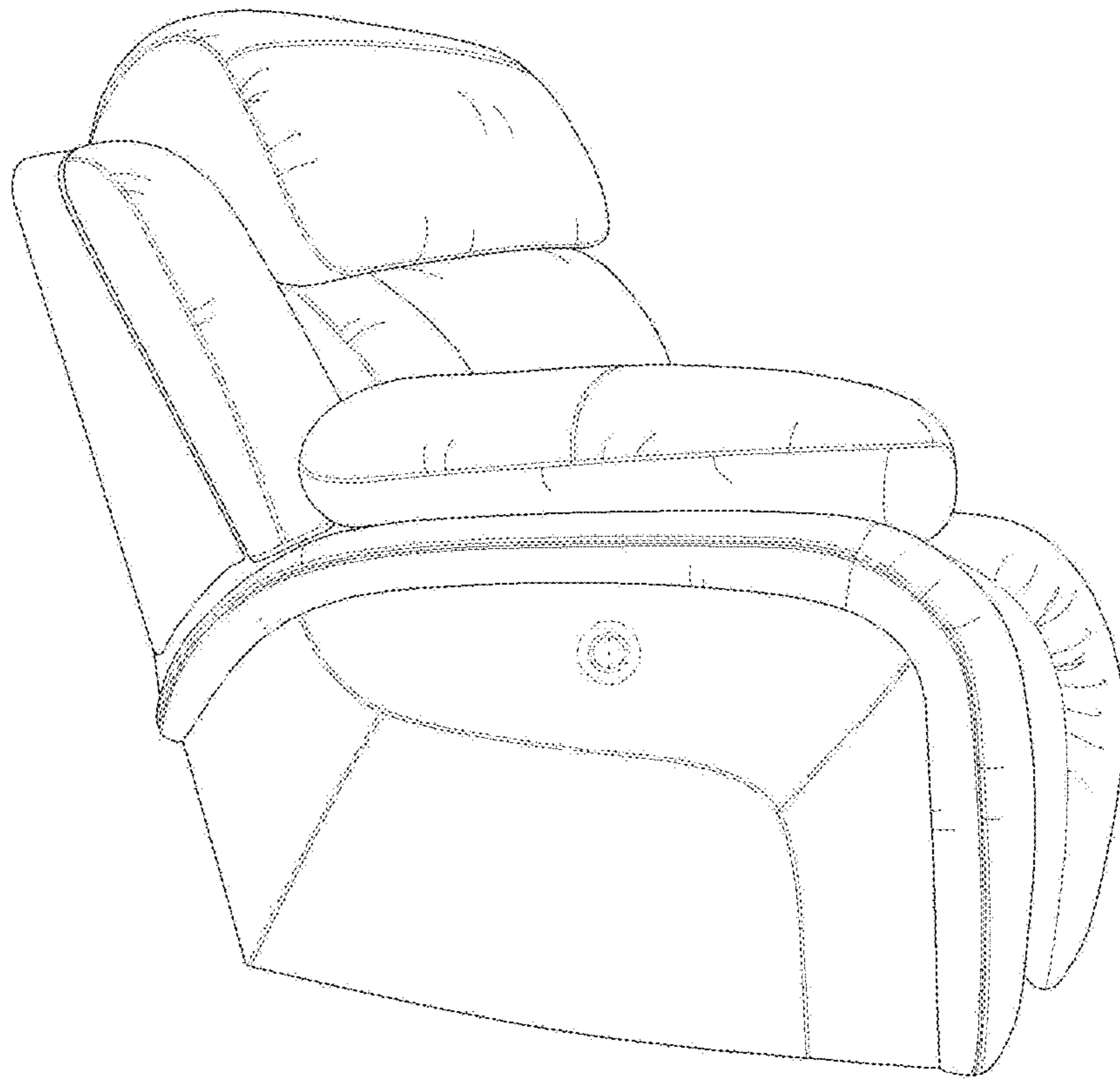


FIG. 2