



US00D733437S

(12) **United States Design Patent**
Sherman et al.

(10) **Patent No.:** **US D733,437 S**
(45) **Date of Patent:** **** Jul. 7, 2015**

(54) **PAINT BRUSH**

(71) Applicant: **ZIBRA, LLC**, Mooresville, NC (US)

(72) Inventors: **Michael M. Sherman**, Mooresville, NC (US); **William Lane Ball**, Statesville, NC (US)

(73) Assignee: **ZIBRA, LLC**, Mooresville, NC (US)

(**) Term: **14 Years**

(21) Appl. No.: **29/467,395**

(22) Filed: **Sep. 18, 2013**

(51) **LOC (10) Cl.** **04-02**

(52) **U.S. Cl.**
USPC **D4/135**

(58) **Field of Classification Search**
USPC D4/100, 102, 114, 135, 116, 121, 127;
15/21.1, 22.1, 23, 24, 28, 29, 191.1,
15/192, 193, 194, 166, 168, 171, 175,
15/176.1; 132/218, 217; D28/7, 57
CPC B05C 1/00; B05C 1/02; B05C 17/0205;
B44D 2/00
See application file for complete search history.

(56) **References Cited**

U.S. PATENT DOCUMENTS

D174,179	S	*	3/1955	Hanson	D4/135
3,023,439	A	*	3/1962	Danley	15/143.1
D216,247	S	*	12/1969	McGuire	D4/135
D318,762	S	*	8/1991	Rueb et al.	D4/135
D333,217	S	*	2/1993	Gingras	D4/135
D423,788	S	*	5/2000	Southwell	D4/118
D461,960	S	*	8/2002	Bock	D4/118
D475,536	S	*	6/2003	Vaes	D4/135

D485,442	S	*	1/2004	Twigg	D4/135
D495,461	S	*	9/2004	Baker	D1/106
D578,773	S	*	10/2008	Sherman et al.	D4/138
D584,514	S	*	1/2009	Dale et al.	D4/138
D584,897	S	*	1/2009	Belley	D4/135
D634,549	S	*	3/2011	Arvinte et al.	D4/135
D679,506	S	*	4/2013	Hile	D4/135

OTHER PUBLICATIONS

Information Disclosure Statement Letter, submitted by Applicant Dec. 28, 2013, 8 pages.

* cited by examiner

Primary Examiner — Austin Murphy

(74) *Attorney, Agent, or Firm* — Tillman Wright, PLLC; Chad D. Tillman; Jeremy C. Doerre

(57) **CLAIM**

The ornamental design for a paint brush, as shown.

DESCRIPTION

FIG. 1 is a perspective view of the design for a paint brush in accordance with a preferred embodiment of the present invention.

FIG. 2 is a top view of the paint brush of FIG. 1.

FIG. 3 is a bottom view of the paint brush of FIG. 1.

FIG. 4 is a left side view of the paint brush of FIG. 1.

FIG. 5 is a right side view of the paint brush of FIG. 1.

FIG. 6 is a front view of the paint brush of FIG. 1.

FIG. 7 is a rear view of the paint brush of FIG. 1.

FIG. 8 is a top view of another paint brush in accordance with a preferred embodiment of the present invention.

FIG. 9 is a bottom view of the paint brush of FIG. 8.

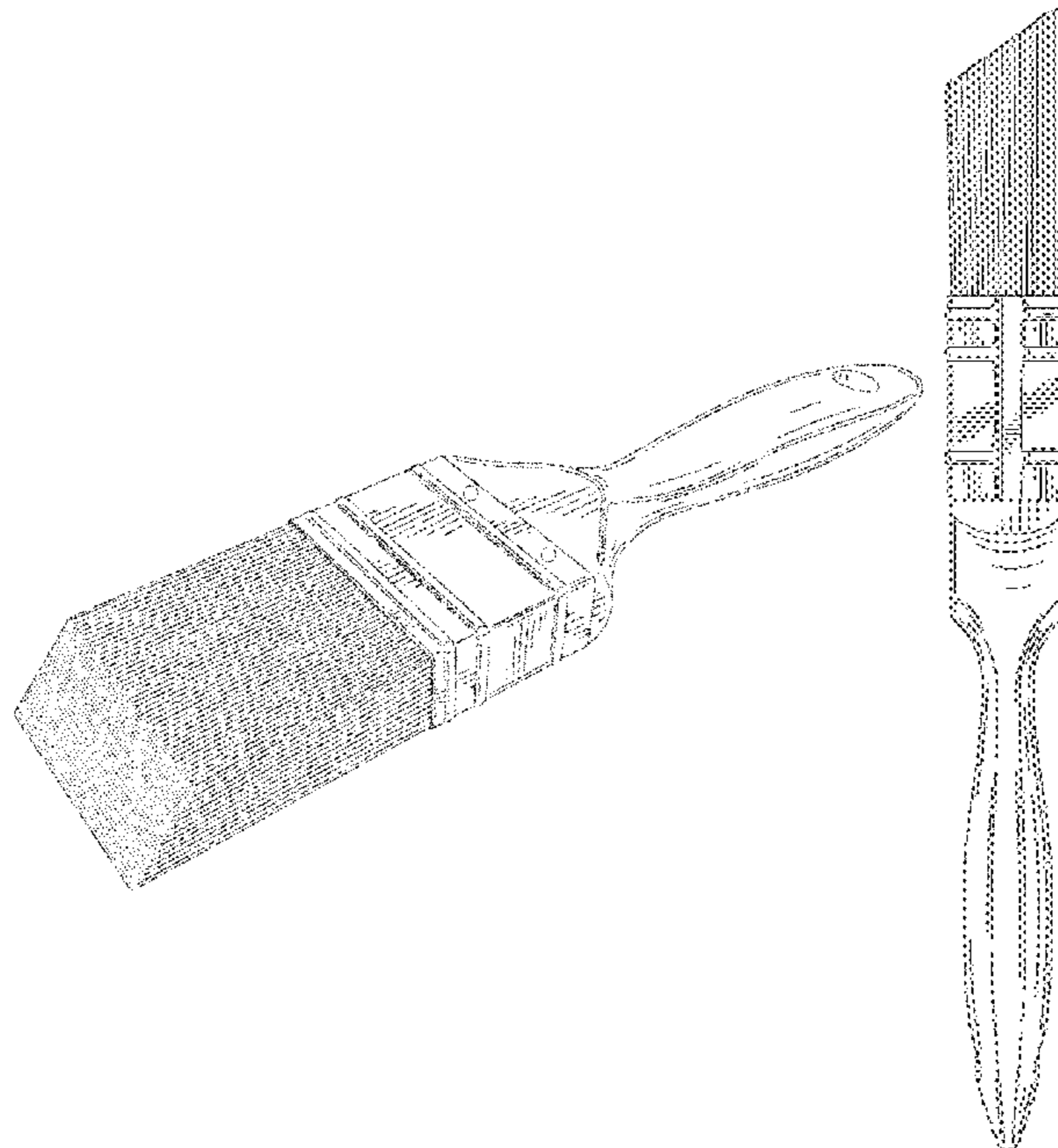
FIG. 10 is a left side view of the paint brush of FIG. 8.

FIG. 11 is a right side view of the paint brush of FIG. 8.

FIG. 12 is a front view of the paint brush of FIG. 8; and,

FIG. 13 is a rear view of the paint brush of FIG. 8.

1 Claim, 7 Drawing Sheets



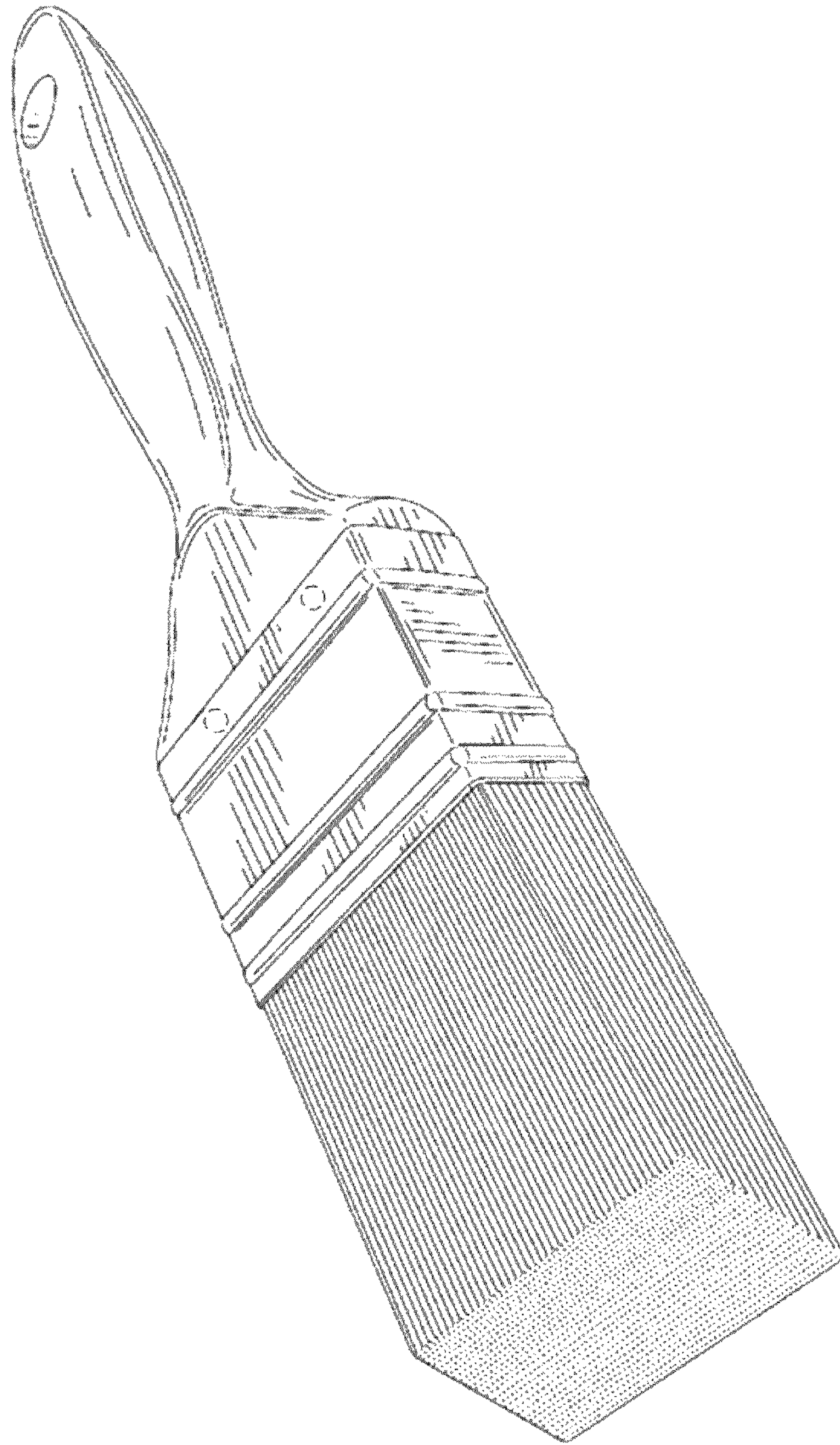


FIG. 1

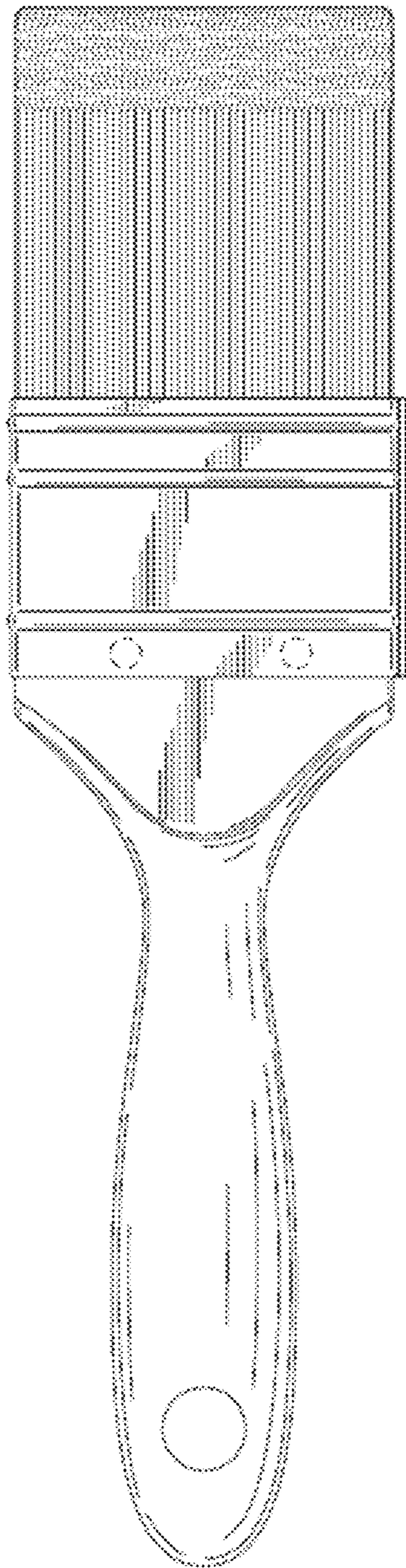


FIG. 2

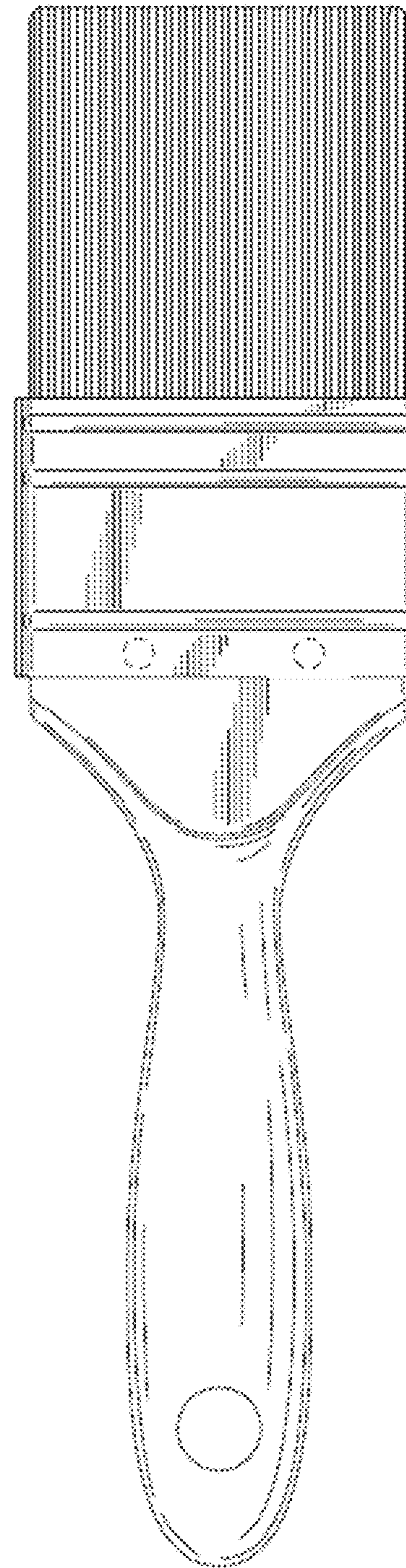


FIG. 3

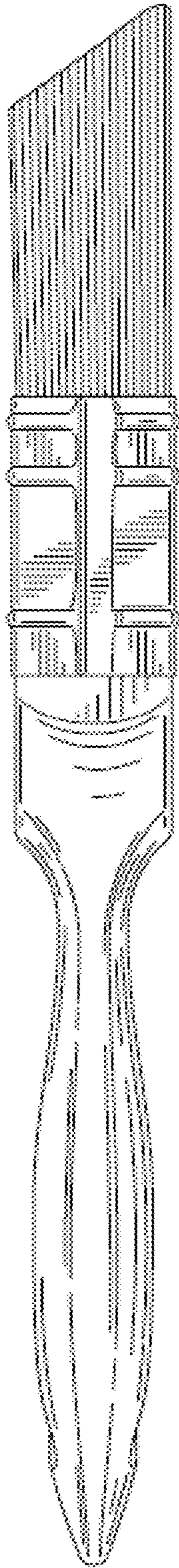


FIG. 4




FIG. 5




FIG. 6



FIG. 7

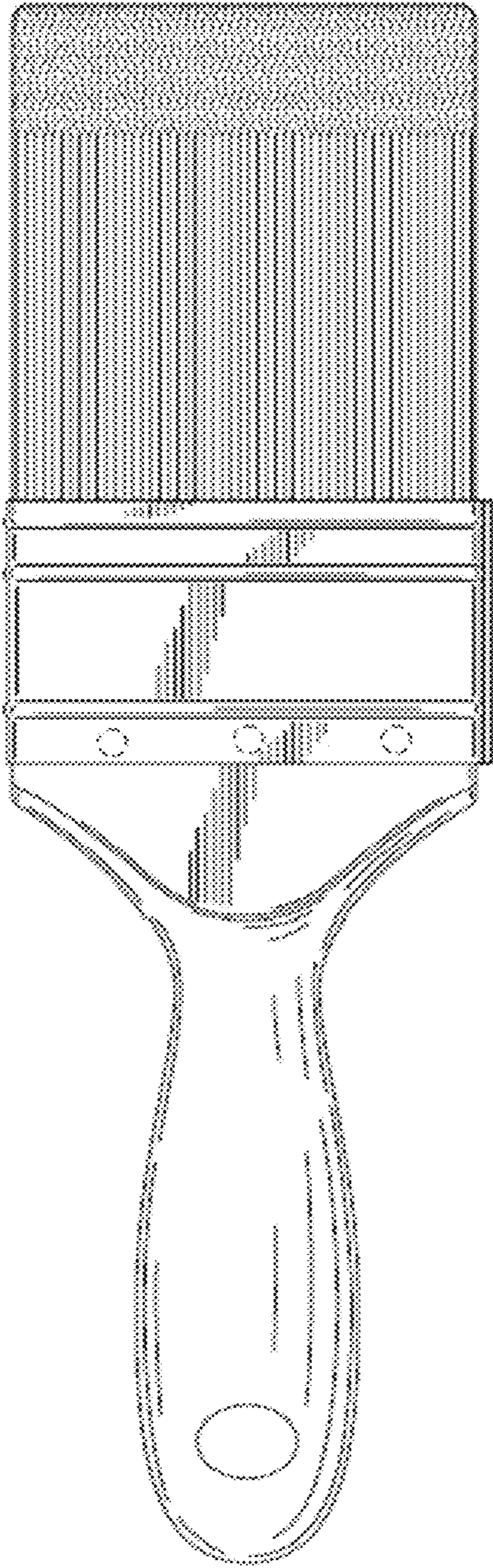


FIG. 8

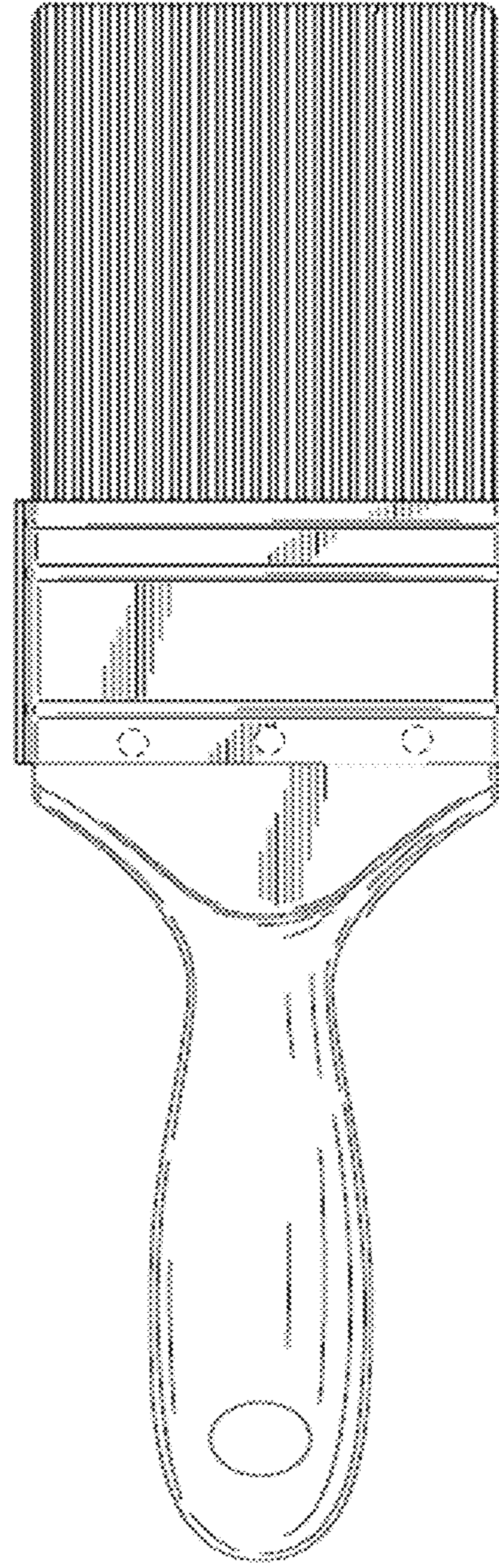


FIG. 9

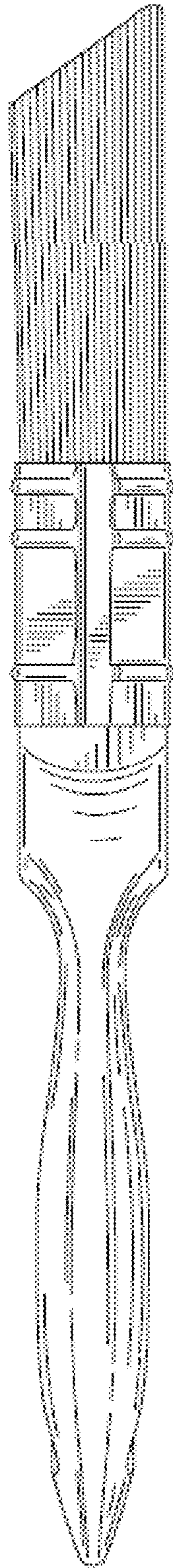


FIG. 10

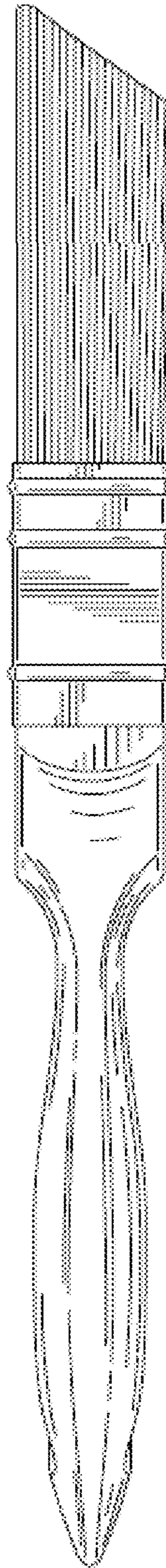


FIG. 11




FIG. 12

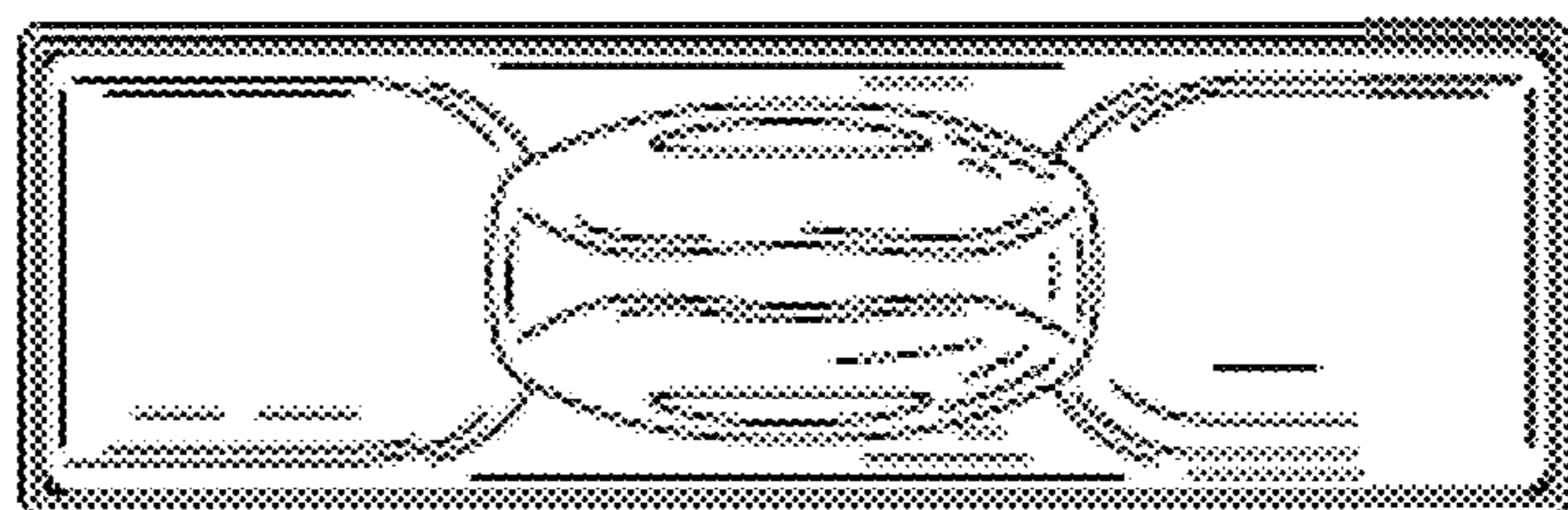


FIG. 13