



US00D733435S

(12) **United States Design Patent**
Uresti et al.

(10) **Patent No.:** **US D733,435 S**
(45) **Date of Patent:** **** Jul. 7, 2015**

(54) **MASCARA BRUSH**

(71) Applicant: **Albea Services**, Gennevilliers (FR)

(72) Inventors: **Oswaldo Uresti**, Paris (FR); **Anne Rutigliano**, Maisons-Laffitte (FR)

(73) Assignee: **Albea Services**, Gennevilliers (FR)

(**) Term: **14 Years**

(21) Appl. No.: **29/495,506**

(22) Filed: **Jul. 1, 2014**

Related U.S. Application Data

(62) Division of application No. 29/450,944, filed on Mar. 26, 2013, now Pat. No. Des. 714,556.

(51) **LOC (10) Cl.** **04-01**

(52) **U.S. Cl.**
USPC **D4/128**

(58) **Field of Classification Search**

USPC D4/128, 135, 199, 131, 138, 121, 116, D4/132, 118, 136, 133; 134/22.11, 6, 8; 132/218, 317, 320, 200, 119, 155, 313, 132/116, 120, 321, 142, 238, 73, 123, 122, 132/227, 202, 237, 271, 223, 229; 401/34, 401/126, 119, 129, 17, 18, 24, 118, 8, 122, 401/281, 287, 1, 127, 120, 130; 424/401, 424/70.7, 70.1; 15/207.2, 206, 25, 143.1, 15/145, 26, 244.1, 144.4, 160, 142, 246, 15/105, 184, 164, 167.1, 159.1, 111, 15/176.5, 165, 211, 212, 104.05, 104.16, 15/104.2, 187, 27, 176.1, 179, 38; 16/422, 16/430; 81/489; 300/21, 2; 119/615, 616, 119/612; 524/275; 428/398; 186/59; 29/428; 514/33; 600/569

See application file for complete search history.

(56) **References Cited**

U.S. PATENT DOCUMENTS

D581,674 S *	12/2008	Dumler et al.	D4/128
D588,818 S *	3/2009	Berhault	D4/128
D590,601 S *	4/2009	Schrepf	D4/128
D592,858 S *	5/2009	Berhault	D4/128
D593,329 S *	6/2009	Berhault	D4/128
D593,330 S *	6/2009	Berhault	D4/128
D593,331 S *	6/2009	Berhault	D4/128
D598,656 S *	8/2009	Berhault	D4/128
D598,657 S *	8/2009	Berhault	D4/128
D599,115 S *	9/2009	Berhault	D4/128
D600,921 S *	9/2009	Berhault	D4/128
D600,922 S *	9/2009	Berhault	D4/128
D600,923 S *	9/2009	Berhault	D4/128

(Continued)

Primary Examiner — Robert M Spear

Assistant Examiner — Ryan Harvey

(74) *Attorney, Agent, or Firm* — Wolf, Greenfield & Sacks, P.C.

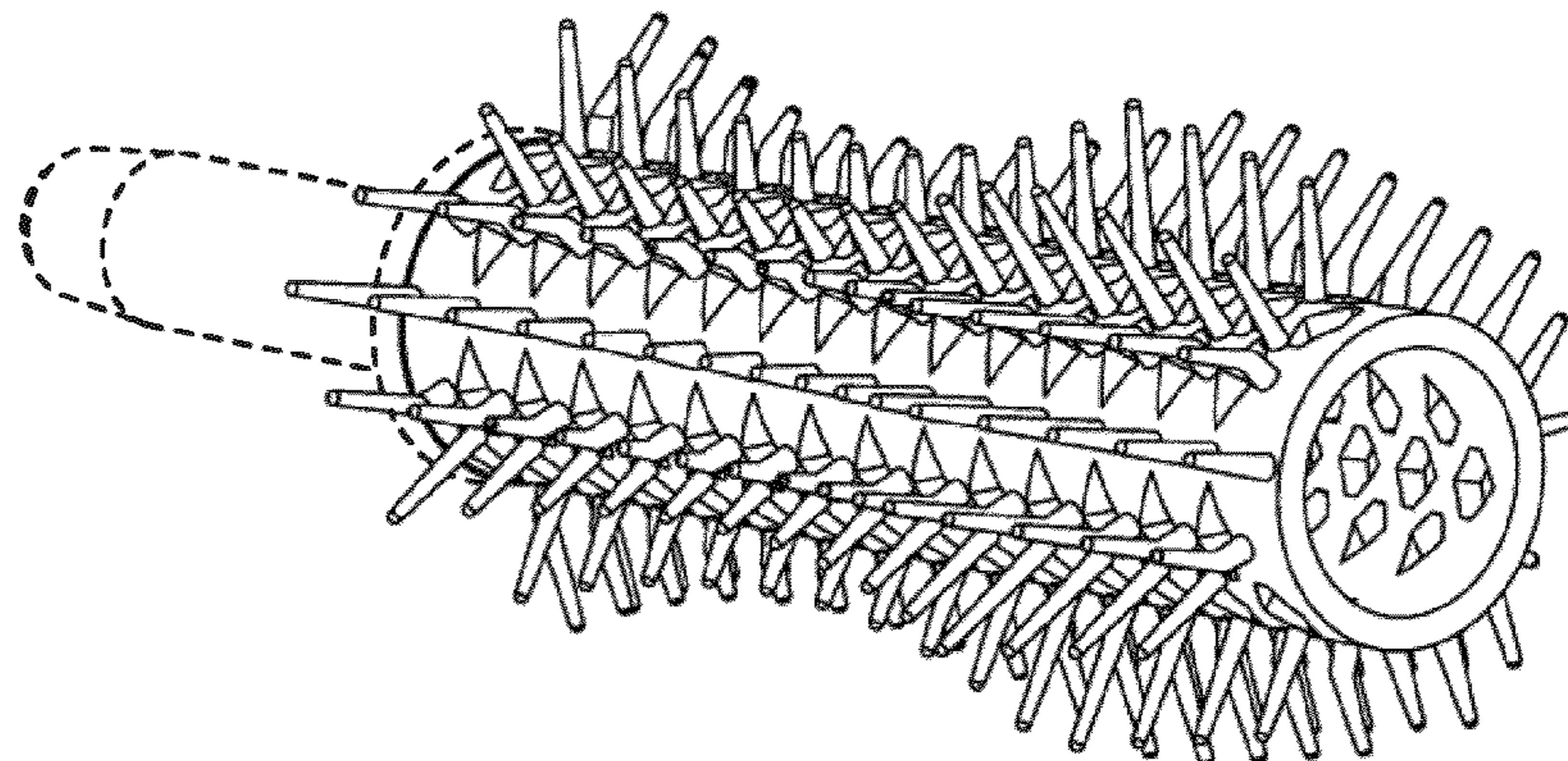
(57) **CLAIM**

The ornamental design for a mascara brush, as shown and described.

DESCRIPTION

FIG. 1 is a perspective view of the mascara brush; FIG. 2 is a front elevational view of the mascara brush shown in FIG. 1; FIG. 3 is a rear elevational view of the mascara brush shown in FIG. 1; FIG. 4 is a left-side elevational view of the mascara brush shown in FIG. 1; FIG. 5 is a right-side elevational view of the mascara brush shown in FIG. 1; FIG. 6 is a top plan view of the mascara brush shown in FIG. 1; and, FIG. 7 is a bottom plan view of the mascara brush shown in FIG. 1. Any portions shown in dashed or broken lines form no part of the claimed design.

1 Claim, 7 Drawing Sheets



(56)

References Cited

U.S. PATENT DOCUMENTS

D631,668	S *	2/2011	Limongi	D4/133	2008/0011317	A1 *	1/2008	Malvar et al.	132/218
8,096,306	B2 *	1/2012	Malvar et al.	132/218	2011/0297174	A1 *	12/2011	Ornoski et al.	132/218
D682,556	S *	5/2013	Uresti et al.	D4/128	2011/0297175	A1 *	12/2011	Pires et al.	132/218
8,539,963	B2 *	9/2013	Pires et al.	132/218	2012/0298128	A1 *	11/2012	Hodgetts et al.	132/218
2007/0033759	A1 *	2/2007	Dumler	15/187	2013/0032166	A1 *	2/2013	Kim	132/218
					2013/0333719	A1 *	12/2013	Pires et al.	132/320
					2014/0001819	A1 *	1/2014	Wolfgruber	300/2
					2014/0016985	A1 *	1/2014	Oswaldo	401/129

* cited by examiner

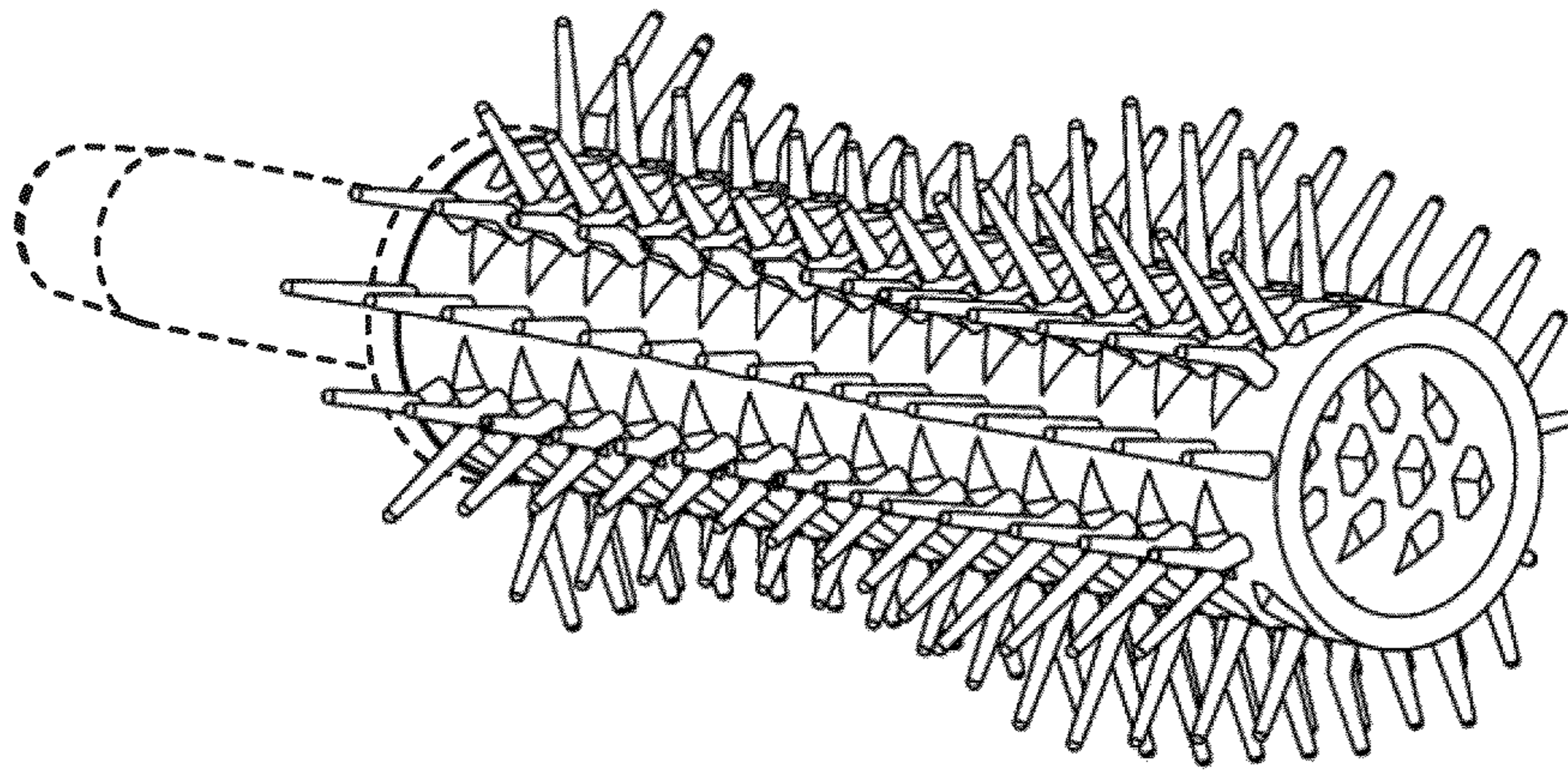


FIG. 1

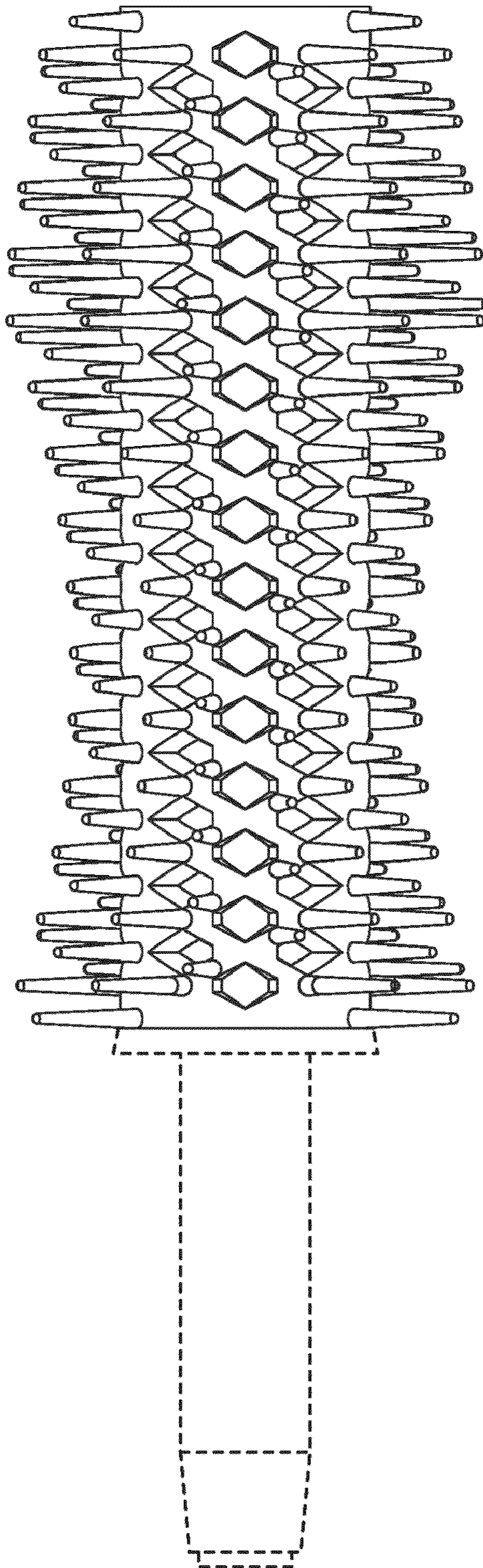


FIG. 2

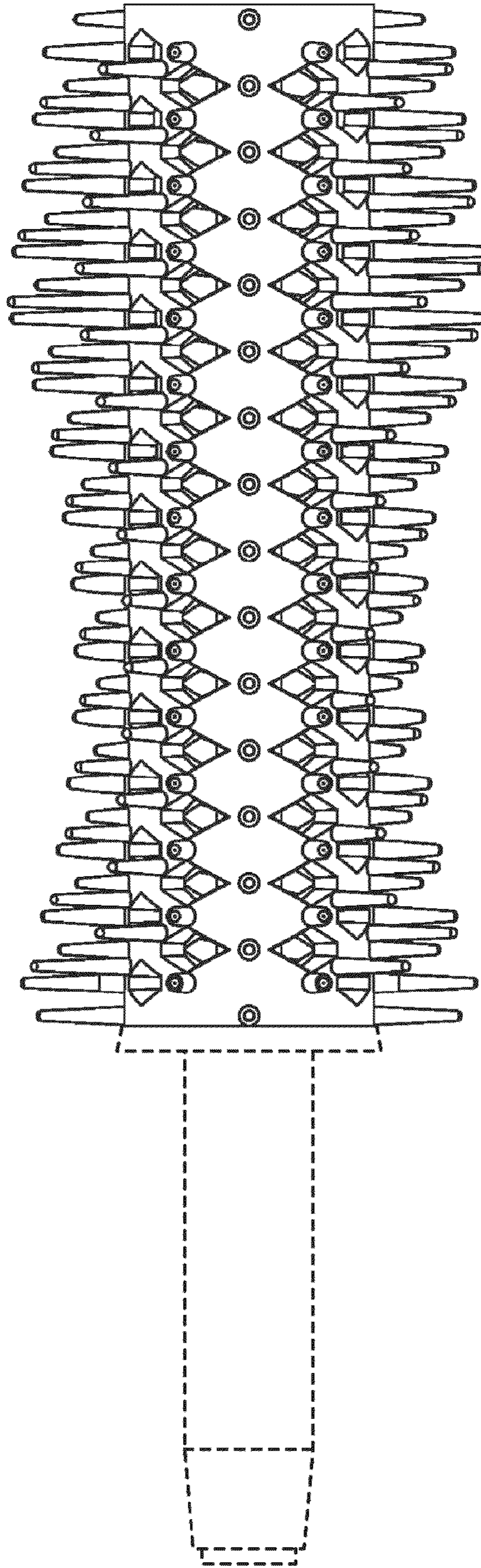


FIG. 3

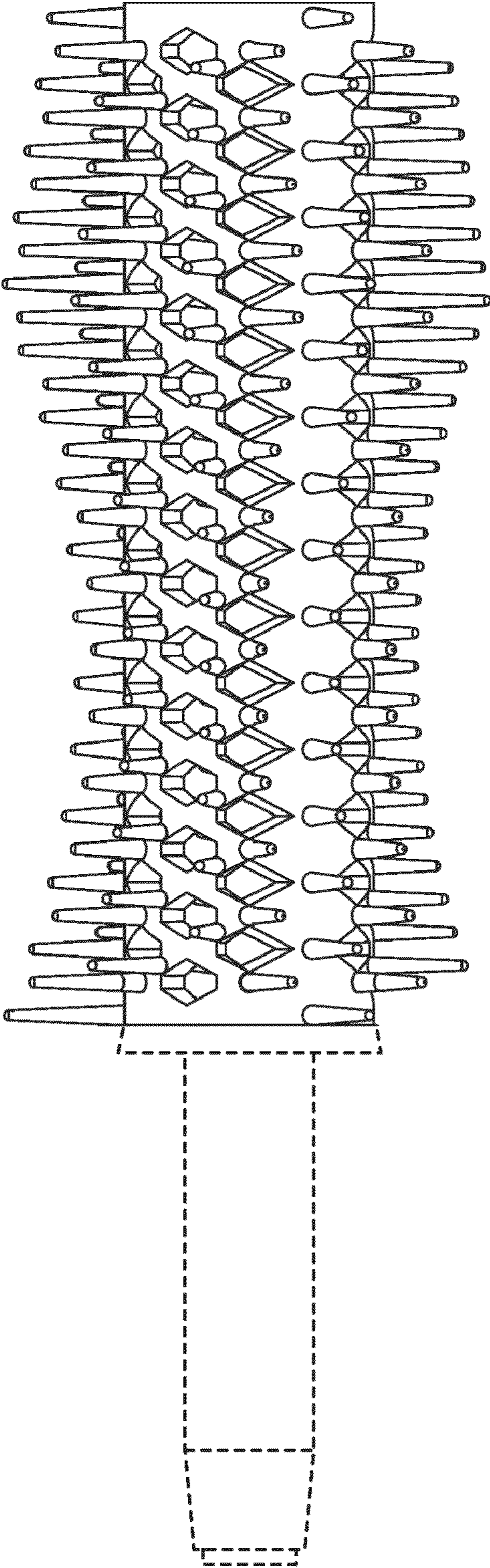


FIG. 4

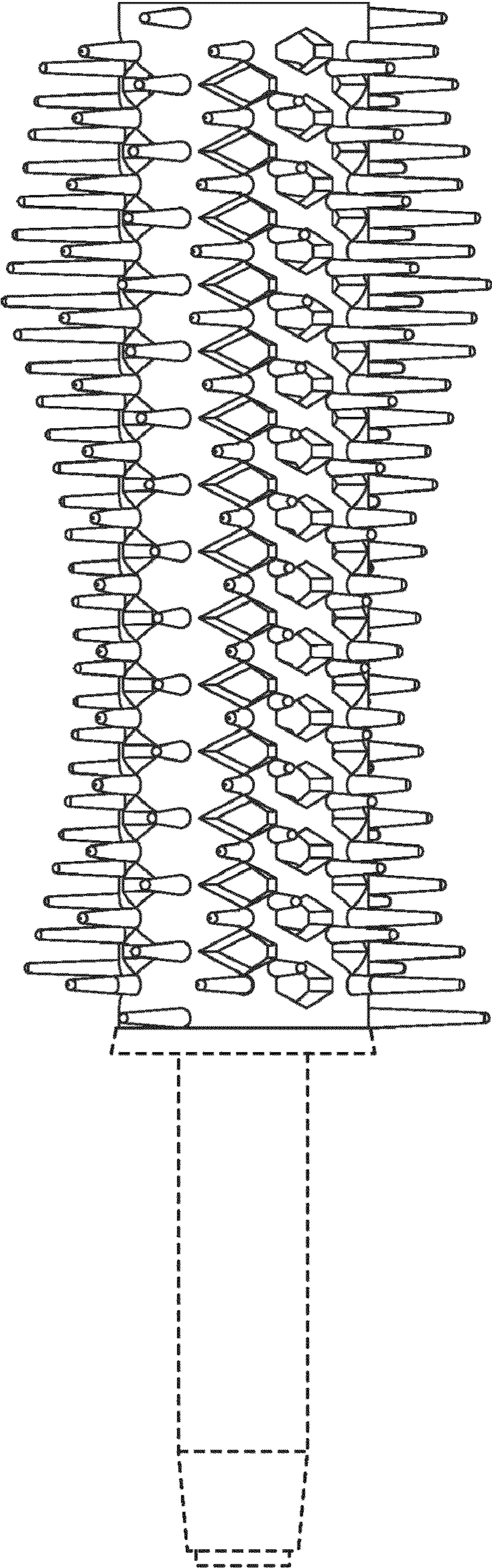


FIG. 5

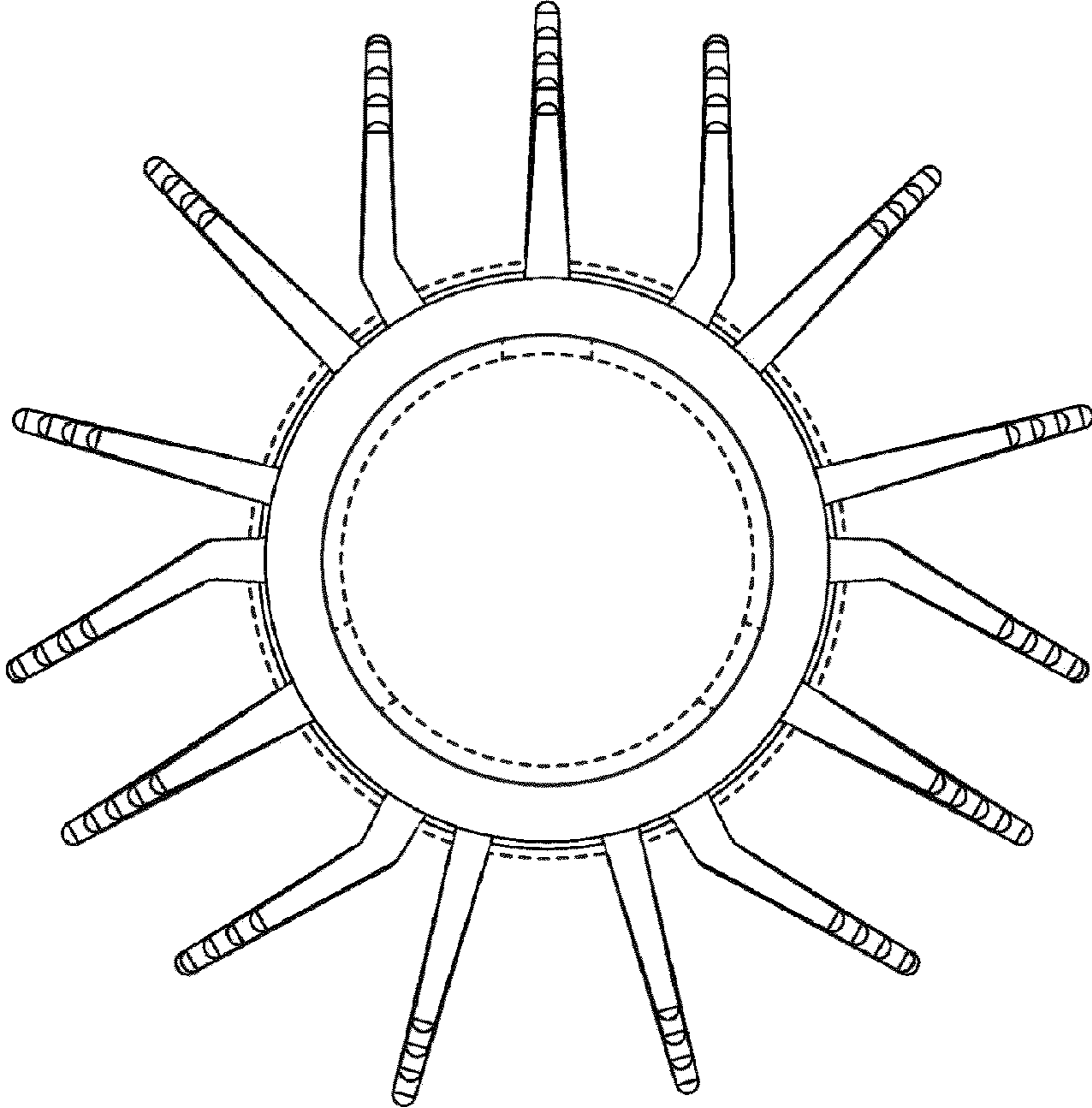


FIG. 6

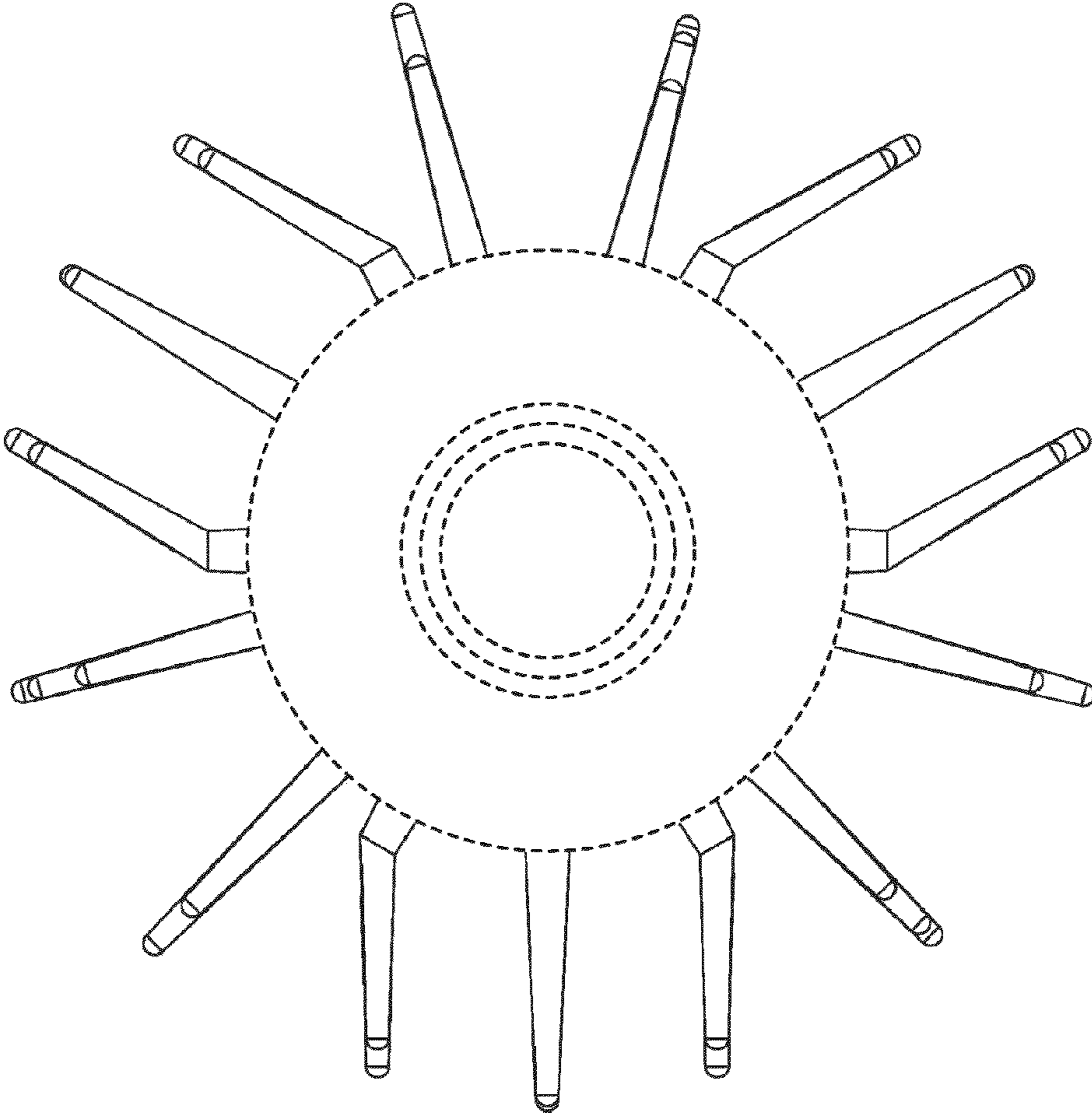


FIG. 7