

US00D733432S

(12) **United States Design Patent**
Johnson et al.

(10) **Patent No.:** **US D733,432 S**
(45) **Date of Patent:** **** Jul. 7, 2015**

- (54) **HANDBAG ORGANIZER INSERT**
- (71) Applicants: **Christy Anne Johnson**, Columbus, OH (US); **Brandi Lynn Osterman**, Dublin, OH (US)
- (72) Inventors: **Christy Anne Johnson**, Columbus, OH (US); **Brandi Lynn Osterman**, Dublin, OH (US)
- (73) Assignee: **Jewell LLC**, Columbus, OH (US)
- (**) Term: **14 Years**

- 6,446,688 B1 9/2002 Sutton
- 6,668,882 B1 12/2003 Cazes
- 6,796,344 B2 9/2004 Chen et al.
- 6,823,909 B1 11/2004 Marsteller
- 7,086,437 B1 8/2006 Michael
- 7,293,635 B2 11/2007 Repke et al.
- 7,461,676 B2 12/2008 Huie
- D595,957 S 7/2009 Meyers
- D600,918 S 9/2009 Carlevale
- 7,607,461 B2 10/2009 Pace et al.
- 7,628,187 B2 12/2009 Mittelstaedt
- D610,801 S 3/2010 Romero et al.
- D611,705 S 3/2010 Romero et al.
- D613,062 S 4/2010 Romero et al.
- D618,913 S 7/2010 Helmhout

(Continued)

(21) Appl. No.: **29/481,601**

(22) Filed: **Feb. 7, 2014**

Primary Examiner — Holly Baynham

(74) *Attorney, Agent, or Firm* — Porter, Wright, Morris & Arthur, LLP

Related U.S. Application Data

- (62) Division of application No. 29/430,246, filed on Aug. 23, 2012, now Pat. No. Des. 702,043.
- (51) **LOC (10) Cl.** **03-01**
- (52) **U.S. Cl.**
USPC **D3/318**
- (58) **Field of Classification Search**
USPC D3/318
CPC A45C 1/024; A45C 3/06
See application file for complete search history.

(57) **CLAIM**

The ornamental design for a handbag organizer insert, as shown and described.

DESCRIPTION

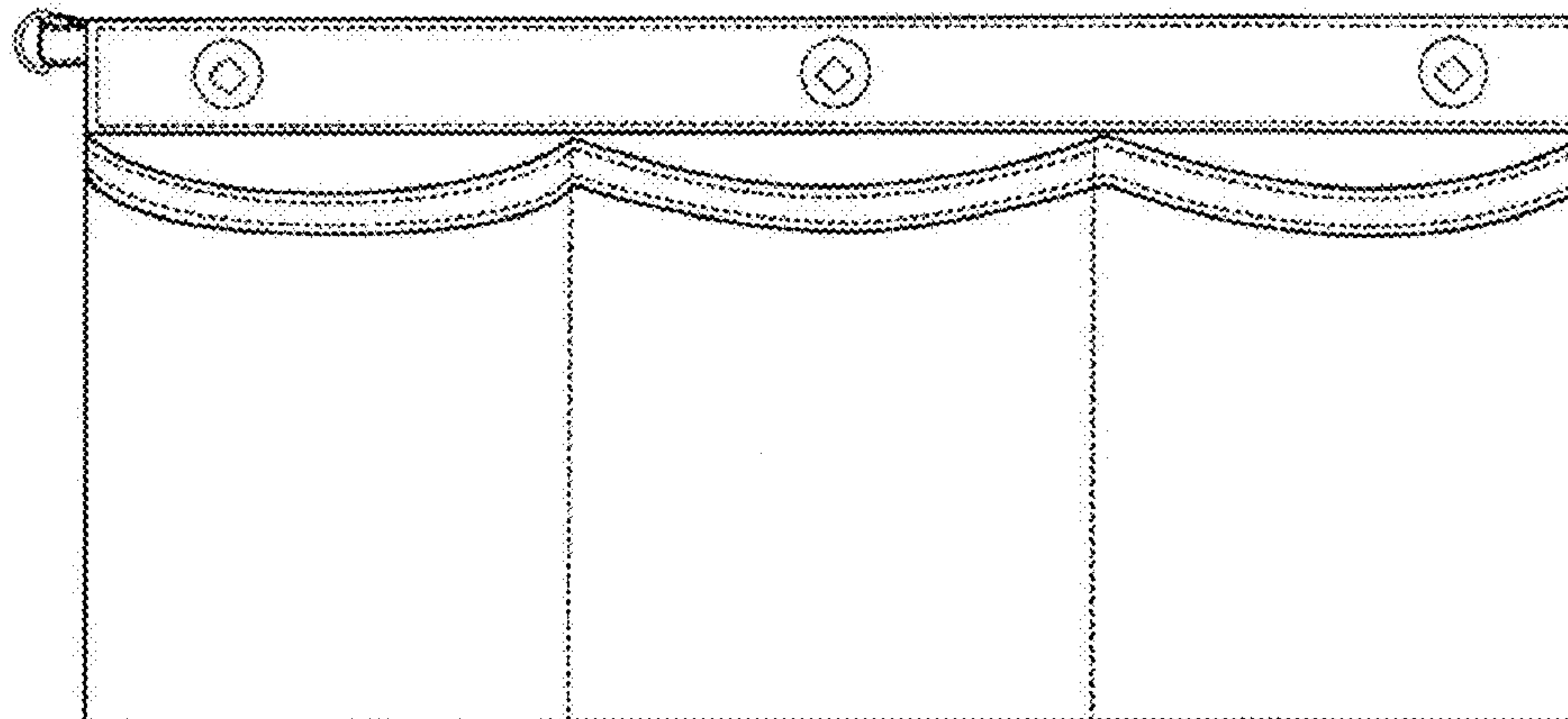
FIG. 1 is a front view of a handbag organizer insert according to a first embodiment of our new design;
 FIG. 2 is a rear view thereof;
 FIG. 3 is a top view thereof;
 FIG. 4 is a bottom view thereof;
 FIG. 5 is a right side view thereof;
 FIG. 6 is a left side view thereof;
 FIG. 7 is a front view of a handbag organizer insert according to a second embodiment of our new design;
 FIG. 8 is a rear view thereof;
 FIG. 9 is a top view thereof;
 FIG. 10 is a bottom view thereof;
 FIG. 11 is a right side view thereof; and,
 FIG. 12 is a left side view thereof.
 The broken lines in the figures indicate stitching and form a part of the claimed design.

(56) **References Cited**

U.S. PATENT DOCUMENTS

- 4,260,004 A 4/1981 Domke
- 4,754,790 A 7/1988 Meyers
- D375,629 S 11/1996 Chen
- D388,250 S 12/1997 Robinson et al.
- D403,863 S 1/1999 Briganti
- D408,146 S 4/1999 Briganti
- 5,894,975 A 4/1999 Holden et al.
- 5,983,969 A 11/1999 Morgan
- 6,003,573 A 12/1999 Owens
- D420,510 S * 2/2000 Rotan D3/303
- 6,179,025 B1 1/2001 Sutton
- 6,237,660 B1 5/2001 Giardino

1 Claim, 4 Drawing Sheets



US D733,432 S

(56)

References Cited

U.S. PATENT DOCUMENTS

7,789,114 B2 9/2010 Pace et al.
7,900,757 B2 3/2011 Sisitsky
D636,988 S 5/2011 Romero et al.
D637,810 S 5/2011 Romero et al.
D638,627 S 5/2011 Romero et al.
7,942,296 B1 5/2011 Johnson
D639,551 S 6/2011 Romero et al.
D640,871 S 7/2011 Romero et al.
D652,215 S * 1/2012 Baas et al. D3/303

D655,911 S 3/2012 Gerbi
D656,317 S * 3/2012 Baas et al. D3/303
D658,879 S * 5/2012 Sgambellone D3/303
D663,117 S 7/2012 Schiffman
2006/0021684 A1 2/2006 DeCoro, III
2007/0102077 A1 5/2007 Parker-Ogden
2008/0135144 A1 6/2008 Brody
2008/0230158 A1 9/2008 Romero et al.
2008/0237068 A1 10/2008 Melamed
2009/0084475 A1 4/2009 Dean-Perry
2009/0183806 A1 7/2009 Foster et al.
2010/0218863 A1 9/2010 Church et al.

* cited by examiner

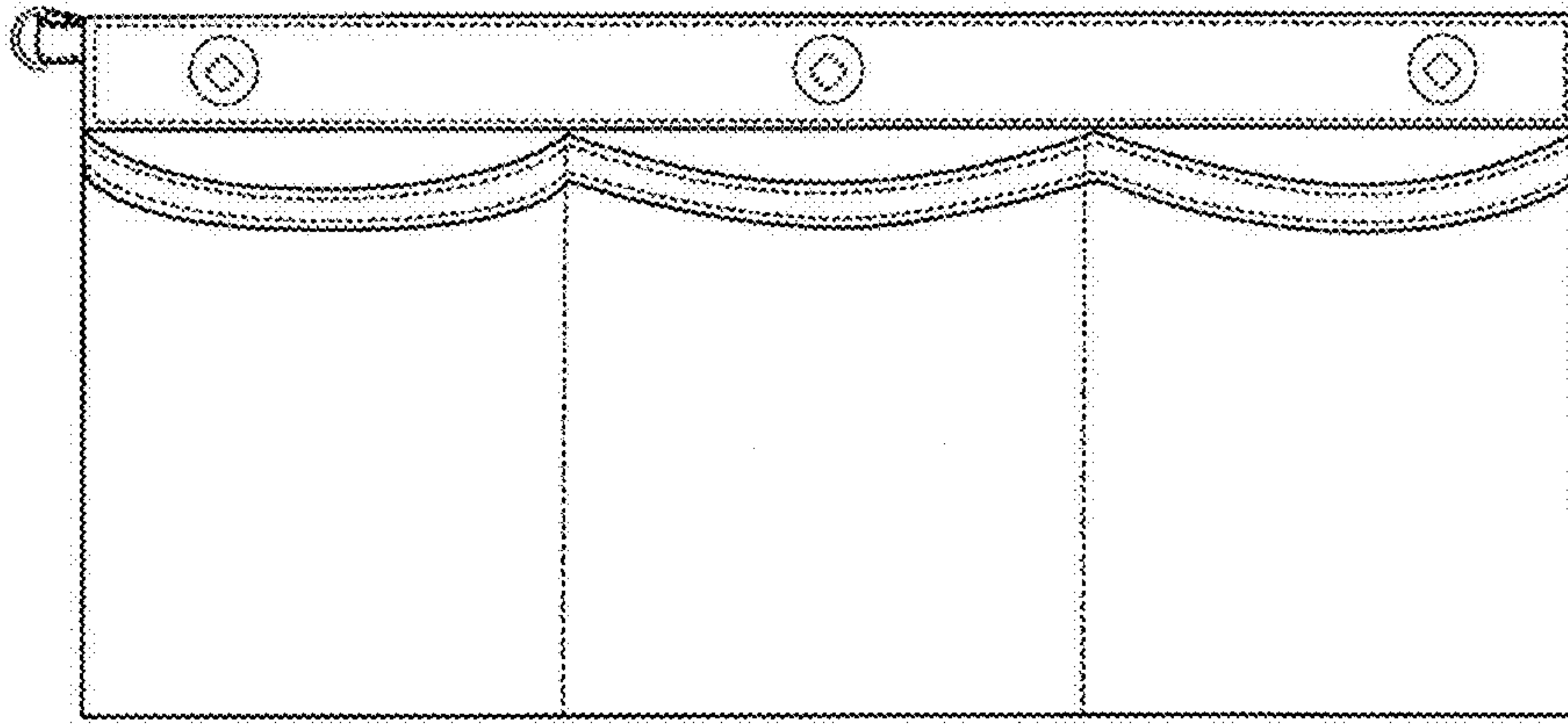


FIGURE 1

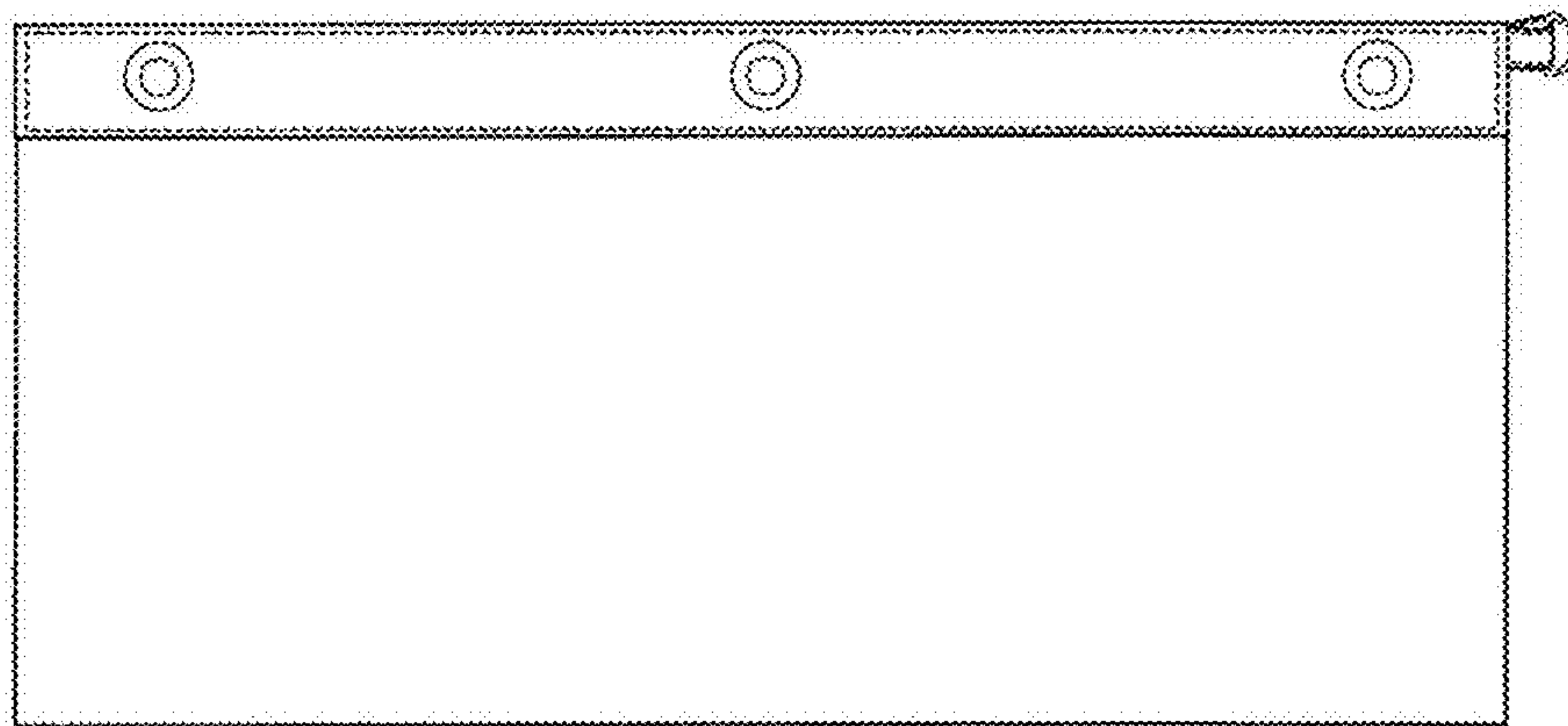


FIGURE 2




FIGURE 3




FIGURE 4




FIGURE 5




FIGURE 6

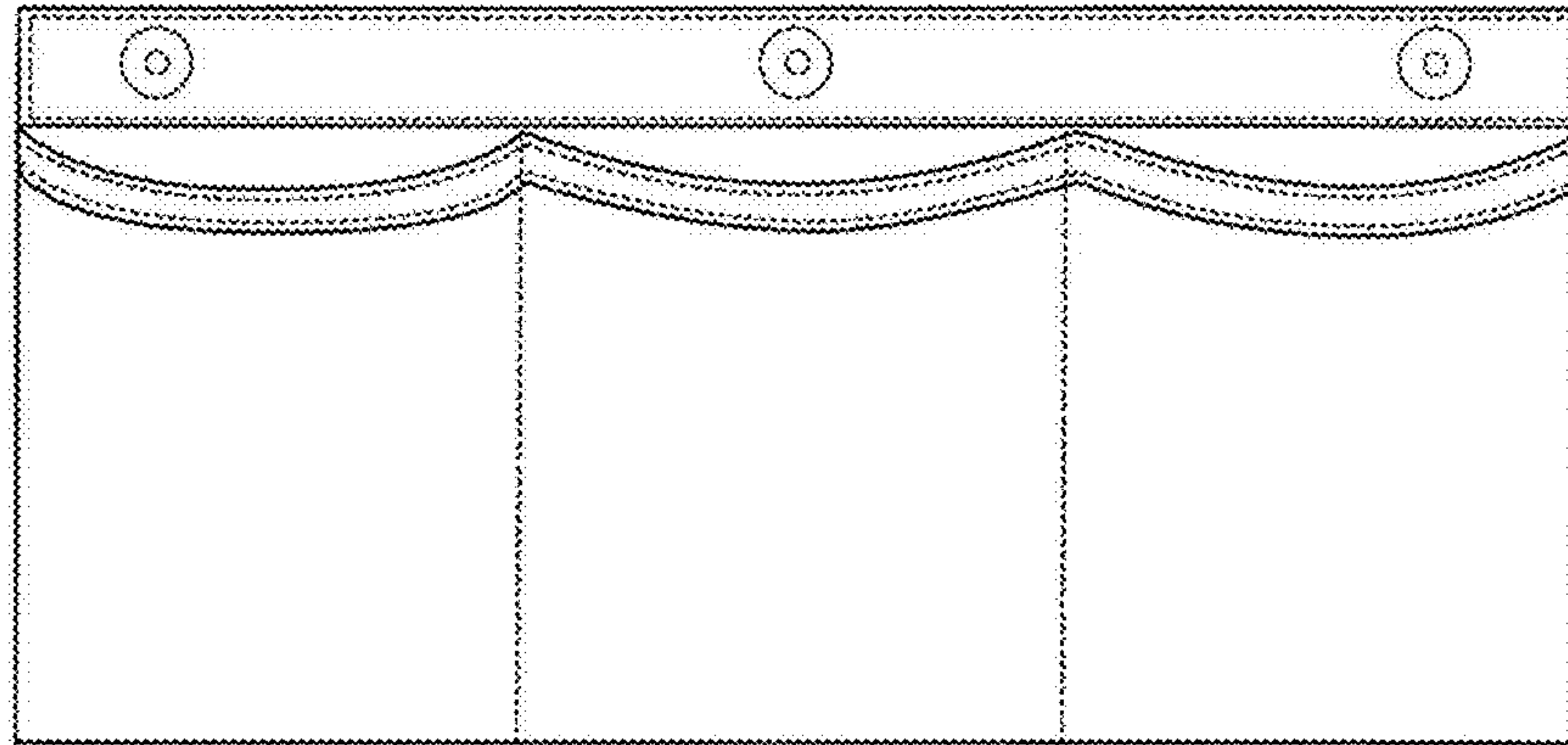


FIGURE 7




FIGURE 8




FIGURE 10




FIGURE 9




FIGURE 11




FIGURE 12