



US00D733412S

(12) **United States Design Patent**
Lonigan

(10) **Patent No.:** **US D733,412 S**
(45) **Date of Patent:** **** Jul. 7, 2015**

(54) **FOOTWEAR**

(71) Applicant: **Columbia Sportswear North America, Inc., Portland, OR (US)**

(72) Inventor: **William Travis Lonigan, Portland, OR (US)**

(73) Assignee: **Columbia Sportswear North America, Inc., Portland, OR (US)**

(**) Term: **14 Years**

(21) Appl. No.: **29/454,821**

(22) Filed: **May 14, 2013**

(51) **LOC (10) Cl.** **02-04**

(52) **U.S. Cl.**
USPC **D2/947; D2/957**

(58) **Field of Classification Search**
USPC D2/902, 906, 908, 916, 918, 925,
D2/946-962, 977; 36/3 B, 22 R, 24.5, 25 R,
36/28, 32 R, 34 R, 59 C, 67 A, 103
See application file for complete search history.

(56) **References Cited**

U.S. PATENT DOCUMENTS

D341,700 S *	11/1993	Avar	D2/977
D376,902 S *	12/1996	Avar	D2/977
5,628,128 A *	5/1997	Miller et al.	36/28
D383,593 S *	9/1997	Lozano	D2/947
D386,590 S *	11/1997	Cass	D2/947
D490,220 S *	5/2004	Edauw	D2/908
6,843,000 B1 *	1/2005	Park	36/29
D522,231 S *	6/2006	Dojan et al.	D2/977
D523,233 S *	6/2006	Dojan et al.	D2/977
D532,599 S *	11/2006	Dojan et al.	D2/977
D534,346 S *	1/2007	Dojan et al.	D2/977
D545,560 S *	7/2007	Ruth	D2/977

D553,836 S *	10/2007	Hubbard	D2/964
D554,848 S *	11/2007	Marston	D2/977
D597,295 S *	8/2009	Duffy	D2/977
D599,538 S *	9/2009	del Biondi et al.	D2/969
D609,894 S *	2/2010	Andersen et al.	D2/956
D615,286 S *	5/2010	Grote	D2/947
D620,695 S *	8/2010	McCarthy et al.	D2/977
D634,524 S *	3/2011	Pauk et al.	D2/947
D643,191 S *	8/2011	McClaskie	D2/951

(Continued)

Primary Examiner — T. Chase Nelson

(74) *Attorney, Agent, or Firm* — Schwabe, Williamson & Wyatt, P.C.

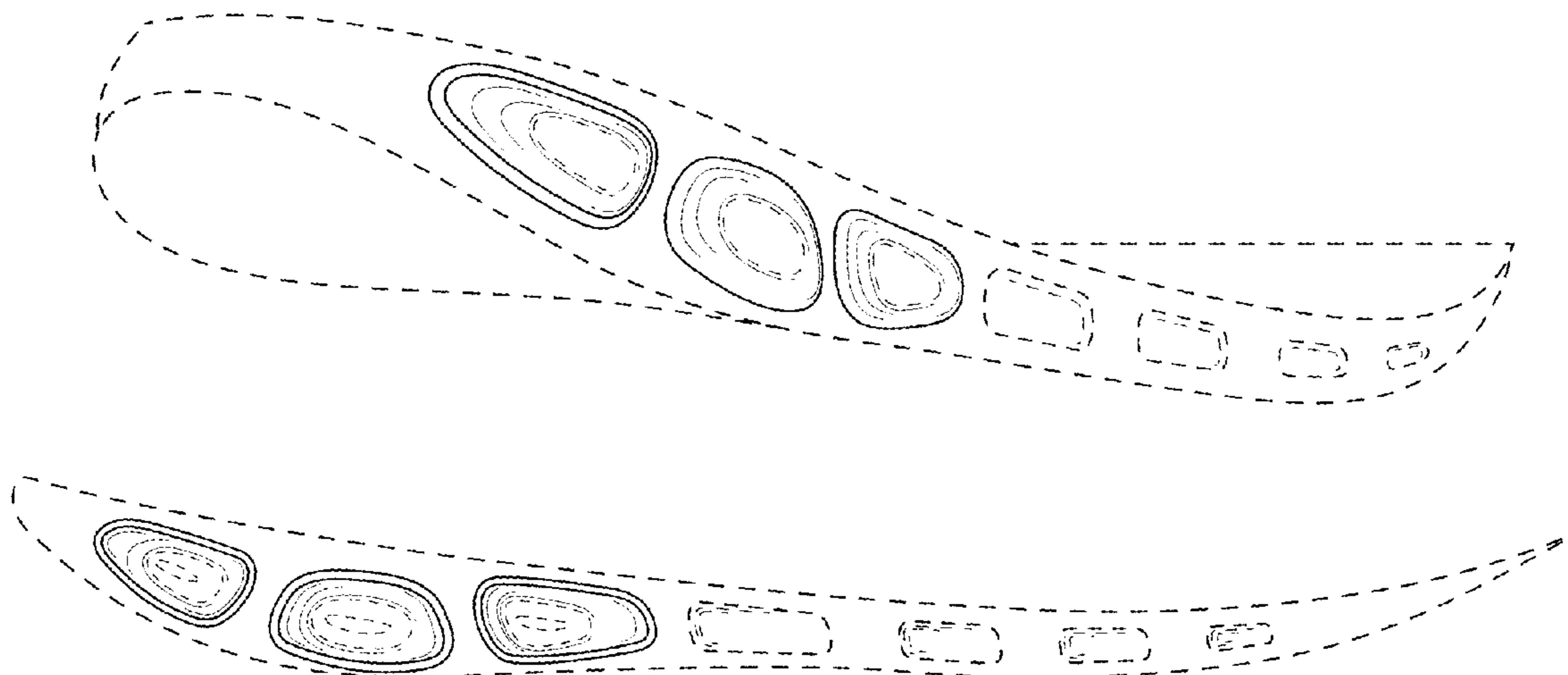
(57) **CLAIM**

I claim the ornamental design for footwear, as shown and described.

DESCRIPTION

FIG. 1 is a perspective view of footwear, showing my new design;
 FIG. 2 is a left side view thereof;
 FIG. 3 is a right side view thereof;
 FIG. 4 is a top view thereof;
 FIG. 5 is a bottom view thereof;
 FIG. 6 is a front view thereof;
 FIG. 7 is a back view thereof;
 FIG. 8 is a perspective view of the footwear of FIG. 1, but shown in a different environment of use;
 FIG. 9 is a left side view of footwear as shown in FIG. 8;
 FIG. 10 is a right side view of footwear as shown in FIG. 8;
 FIG. 11 is a top view of footwear as shown in FIG. 8;
 FIG. 12 is a bottom view of footwear as shown in FIG. 8;
 FIG. 13 is a front view of footwear as shown in FIG. 8; and,
 FIG. 14 is a back view of footwear as shown in FIG. 8.
 The dashed lines are included for illustrating environmental structure and form no part of the claimed design.

1 Claim, 8 Drawing Sheets



(56)

References Cited

U.S. PATENT DOCUMENTS

D655,483 S *	3/2012	Portzline	D2/902	D677,451 S *	3/2013	Amphyon	D2/947
D655,487 S	3/2012	Blakeslee		D677,868 S *	3/2013	Kue	D2/951
D662,697 S *	7/2012	Portzline	D2/947	D690,918 S *	10/2013	Dombrow	D2/957
D669,254 S *	10/2012	Vestuti et al.	D2/947	D693,101 S *	11/2013	Dombrow	D2/953
				D702,430 S	4/2014	Nascimento	
				2005/0132608 A1 *	6/2005	Dojan et al.	36/29
				2008/0201984 A1 *	8/2008	Dojan et al.	36/29

* cited by examiner

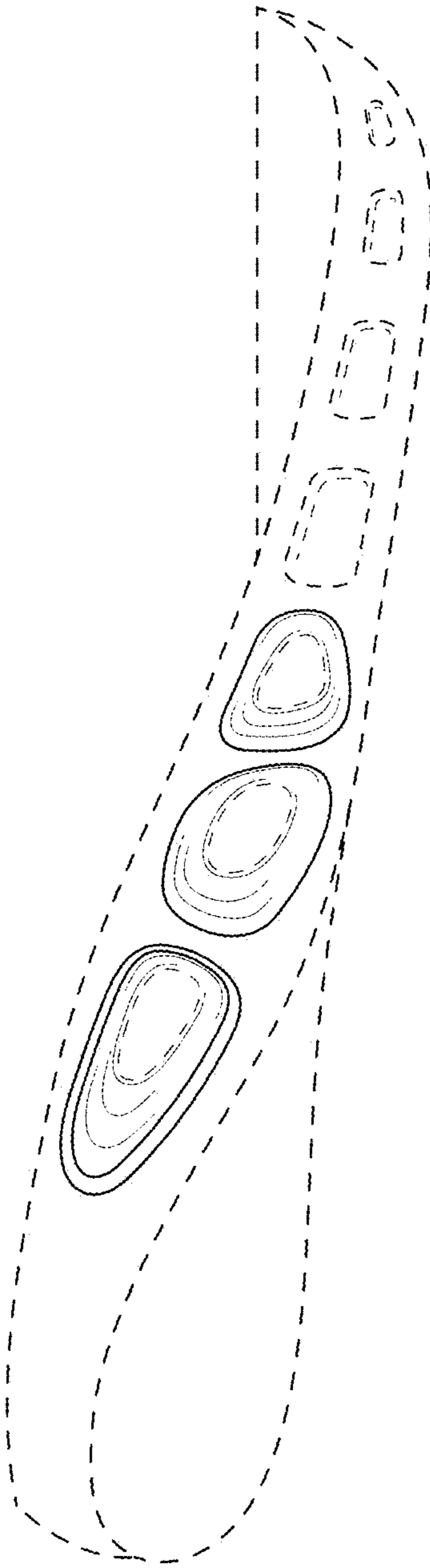


Fig. 1

Fig. 2




Fig. 3






Fig. 4

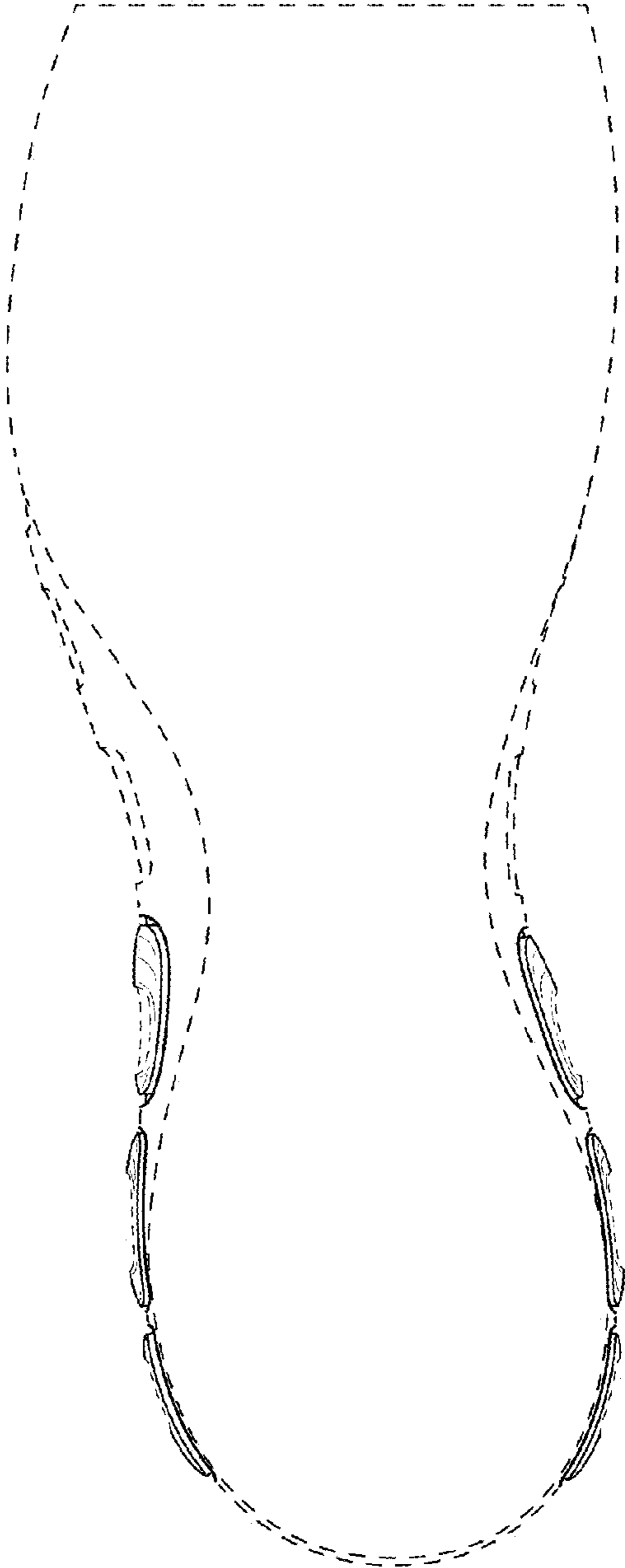


Fig. 5

Fig. 7





Fig. 6

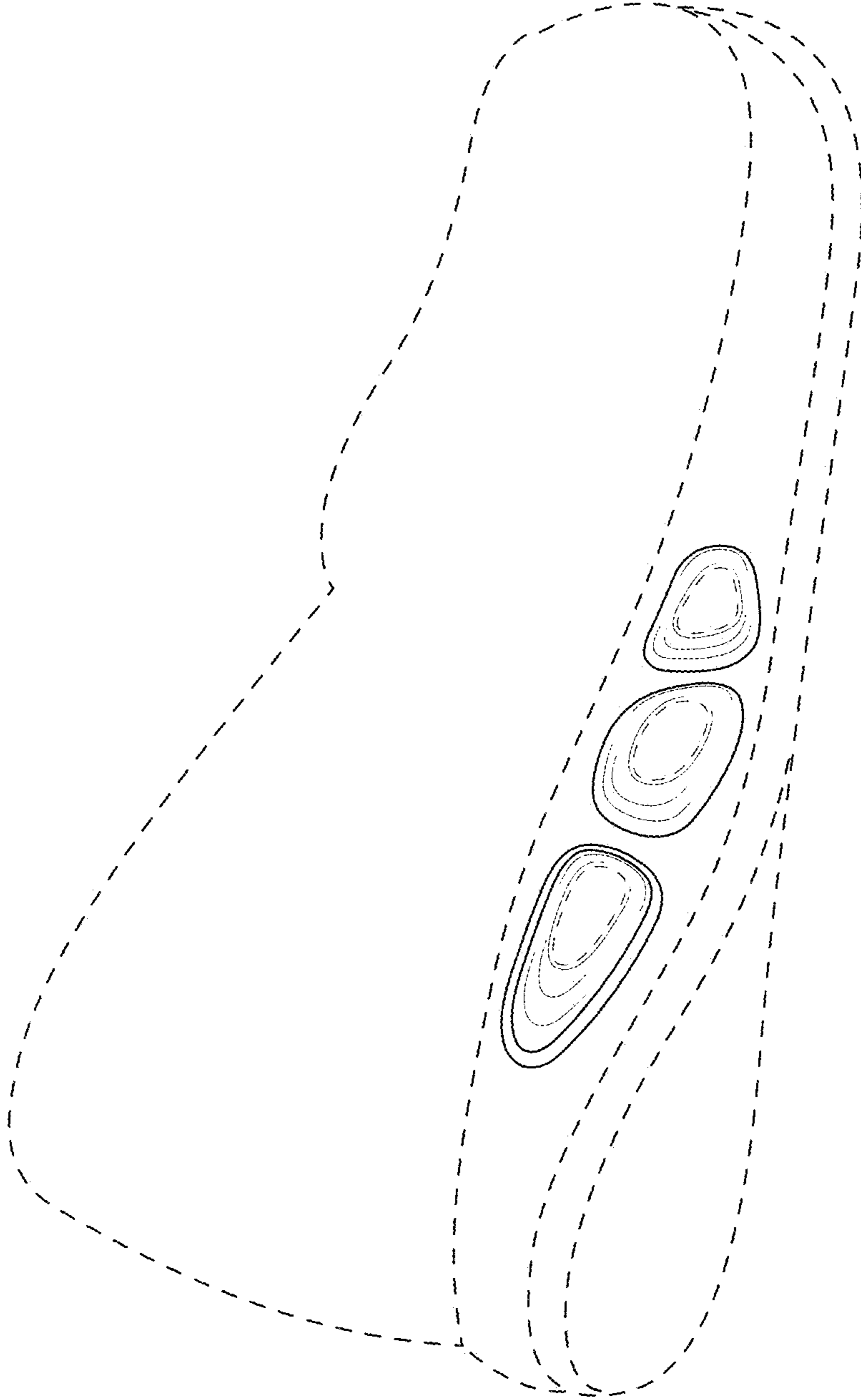


Fig. 8

Fig. 9

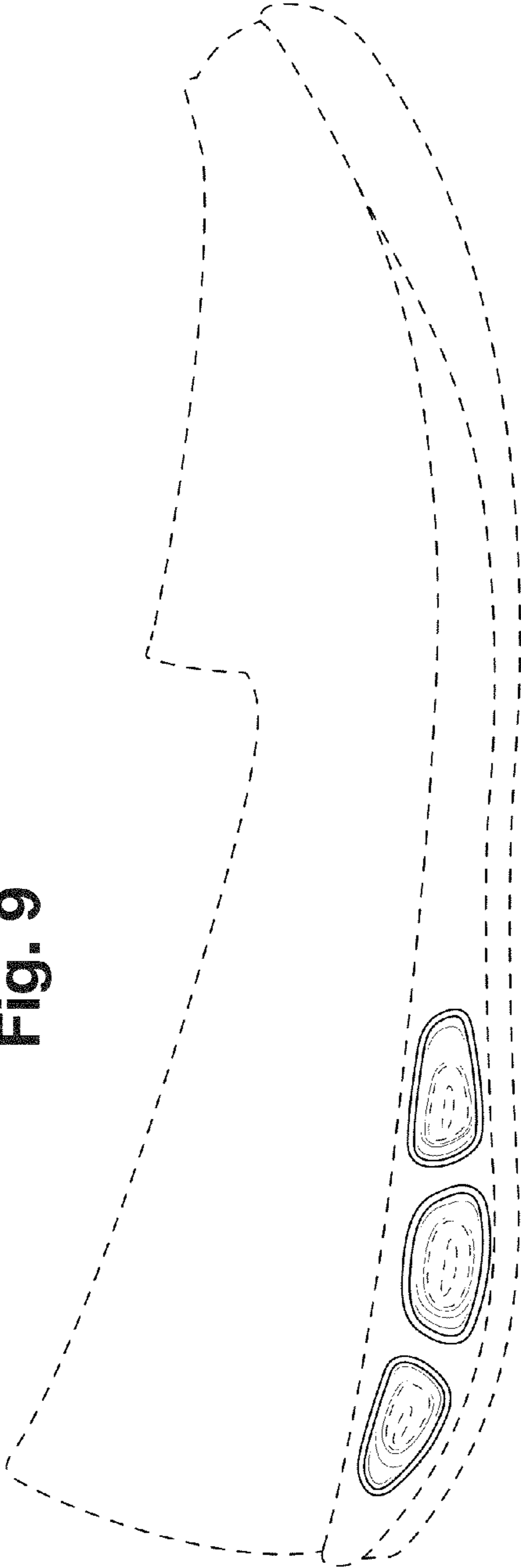


Fig. 10

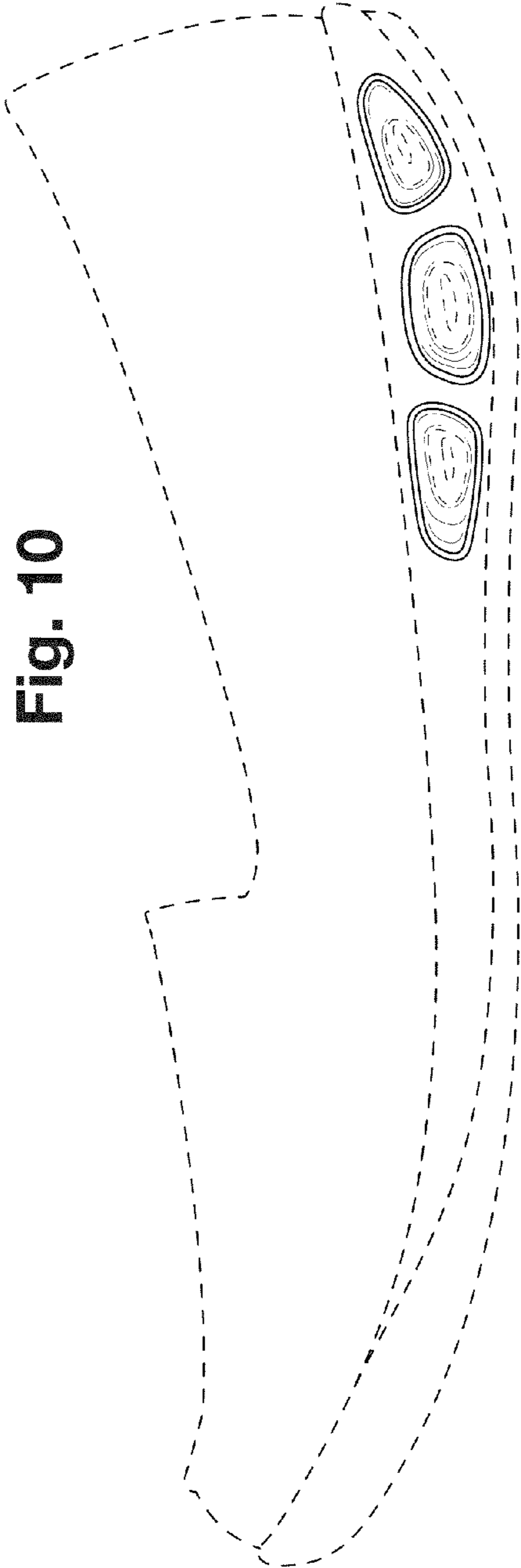


Fig. 11

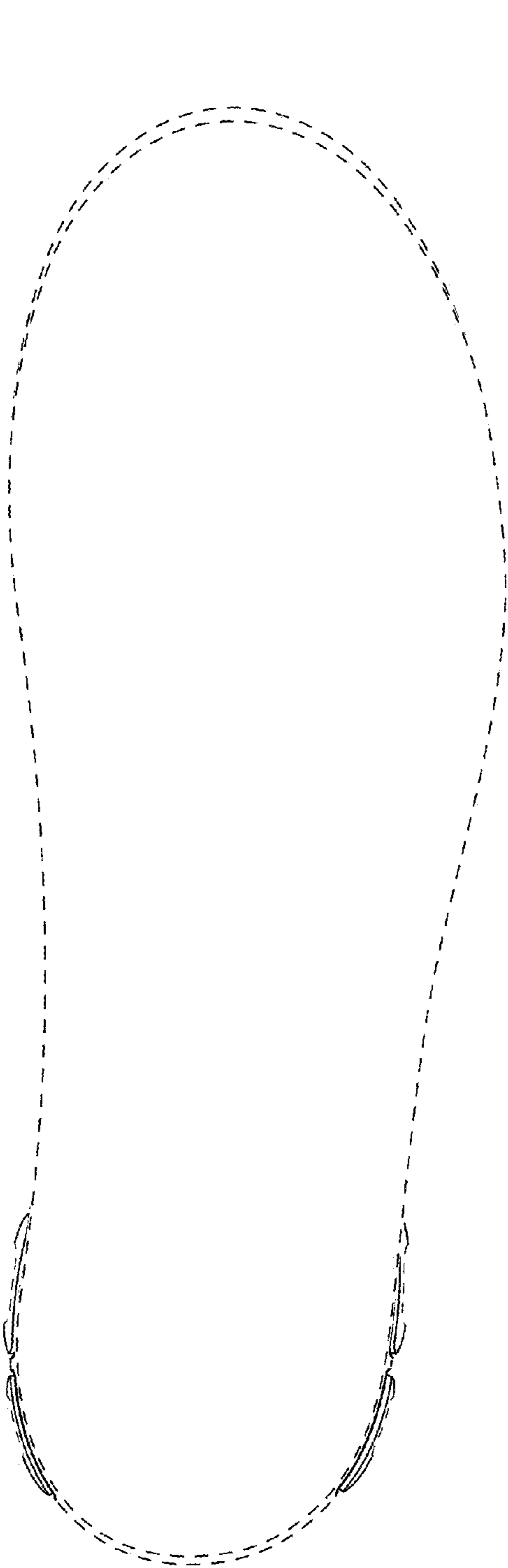


Fig. 12

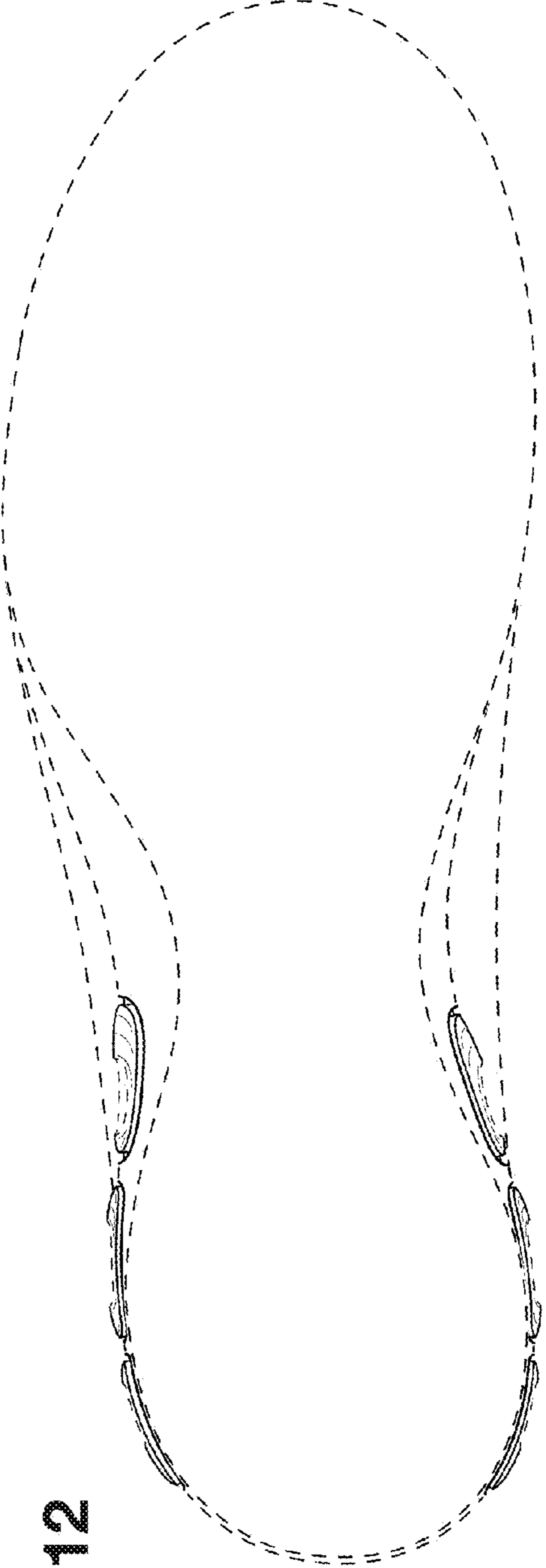


Fig. 14

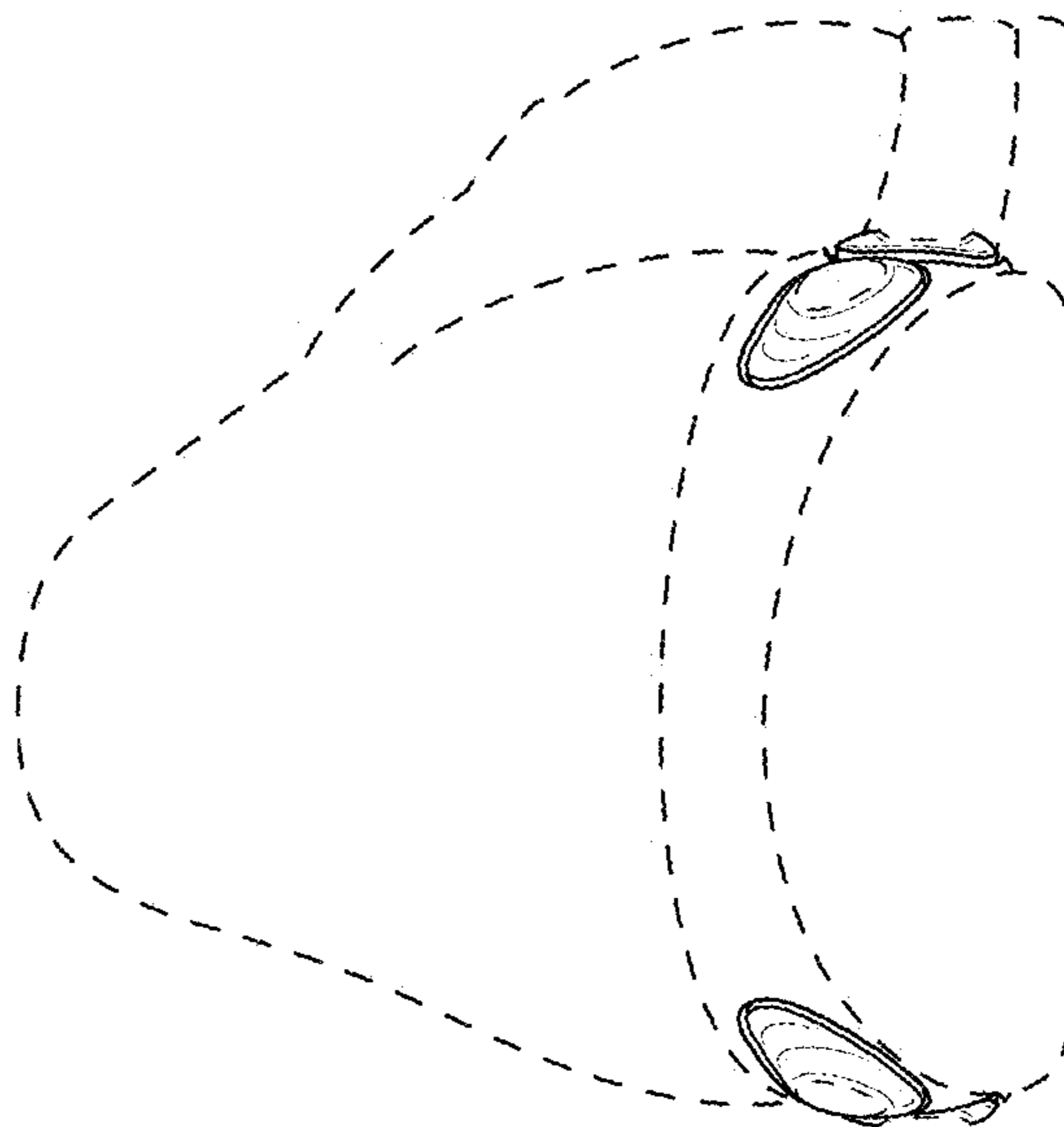


Fig. 13

