



US00D733364S

(12) **United States Design Patent**
Choi et al.

(10) **Patent No.:** **US D733,364 S**

(45) **Date of Patent:** **** Jun. 30, 2015**

(54) **GLOVE**

(71) Applicant: **CESTUSLINE, INC.**, Portland, OR
(US)

(72) Inventors: **Yun Suk Choi**, Kyeonggi-Do (KR);
Kyong Mi Choi, Vancouver, WA (US)

(**) Term: **14 Years**

(21) Appl. No.: **29/466,503**

(22) Filed: **Sep. 9, 2013**

(51) **LOC (10) Cl.** **02-06**

(52) **U.S. Cl.**
USPC **D29/117.1**

(58) **Field of Classification Search**
USPC D2/610, 617, 618, 619, 620;
D29/116.2, 117.1, 123, 120.1; D32/43;
2/20, 159, 161.6, 162, 163, 910
CPC A41D 19/00; A41D 19/0154; A41D
19/01588; A41D 19/015; A41D 19/01523;
A41D 13/081; A41D 13/082; A41D 13/084
See application file for complete search history.

(56) **References Cited**

U.S. PATENT DOCUMENTS

4,570,269	A *	2/1986	Berlese	2/16
4,911,433	A *	3/1990	Walker et al.	482/105
D327,754	S *	7/1992	Hochgesang et al.	D29/117.1
D328,369	S *	7/1992	Hong	D29/117.1
5,822,795	A *	10/1998	Gold	2/159
D601,777	S *	10/2009	Rolfe	D2/617
D608,978	S *	2/2010	Votel	D2/617
D648,490	S *	11/2011	Choi et al.	D29/117.2
D649,292	S *	11/2011	Choi et al.	D29/117.2
D650,532	S *	12/2011	Choi	D29/123

D700,403	S *	2/2014	Gellis	D29/117.2
D717,498	S *	11/2014	Leach	D29/117.1
8,935,812	B2 *	1/2015	Safford	2/161.6
2010/0071114	A1 *	3/2010	Jaeger	2/161.6
2011/0265238	A1 *	11/2011	Choi et al.	2/16
2012/0054942	A1 *	3/2012	Kim et al.	2/161.1
2014/0033392	A1 *	2/2014	Bulan et al.	2/16
2014/0137305	A1 *	5/2014	Fisher	2/20

OTHER PUBLICATIONS

“WeldTech TX,” available for sale online on Cestus. Publication date unknown. Retrieved from the internet on Jan. 23, 2015. URL: <http://www.cestusworkgloves.com/glove-shop/all-glove/weldtech-tx.html>. (4 pages).*

* cited by examiner

Primary Examiner — Karen E. Eldridge Powers
Assistant Examiner — Jasmine Mlinarcik
(74) *Attorney, Agent, or Firm* — Joe H. Shallenburger

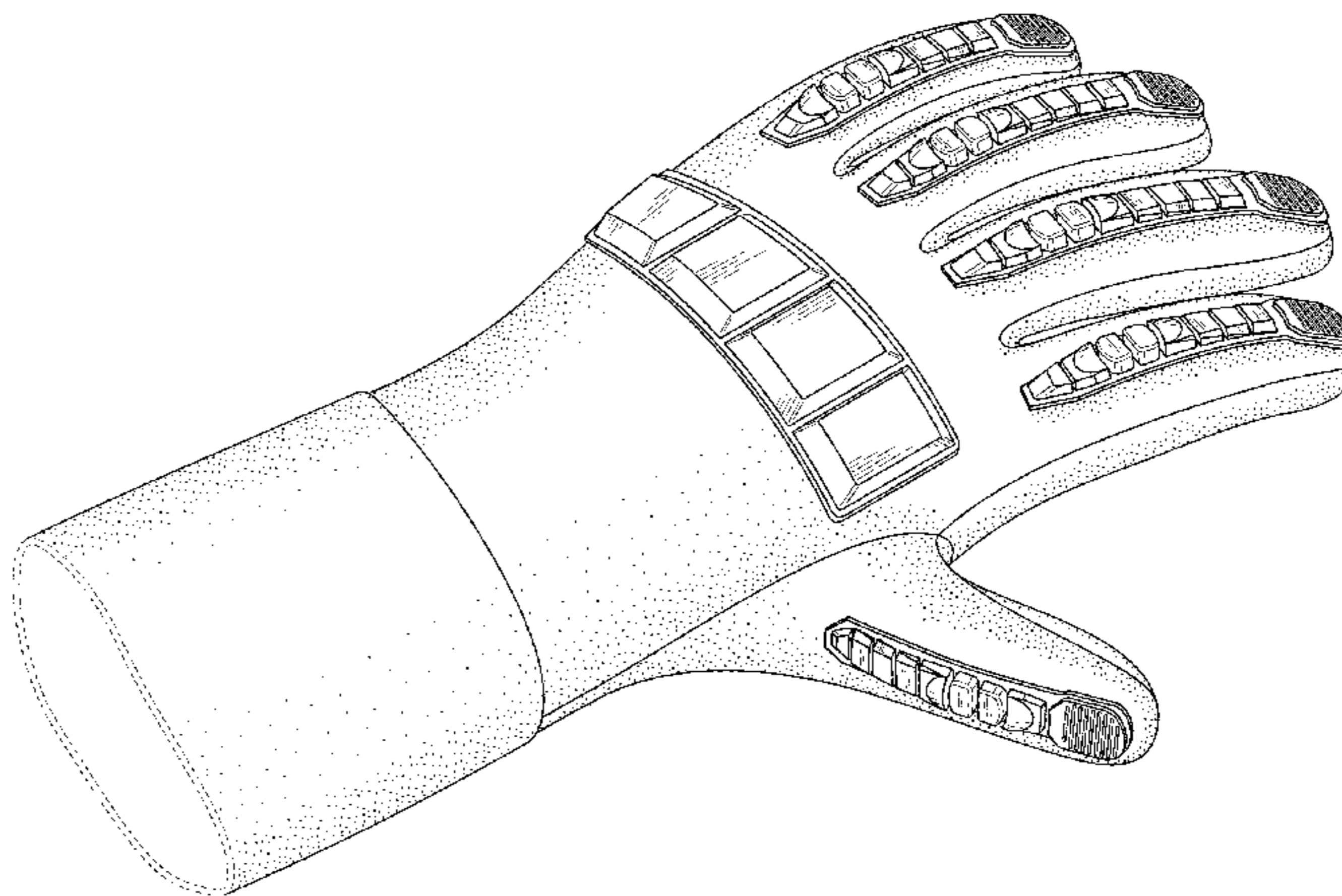
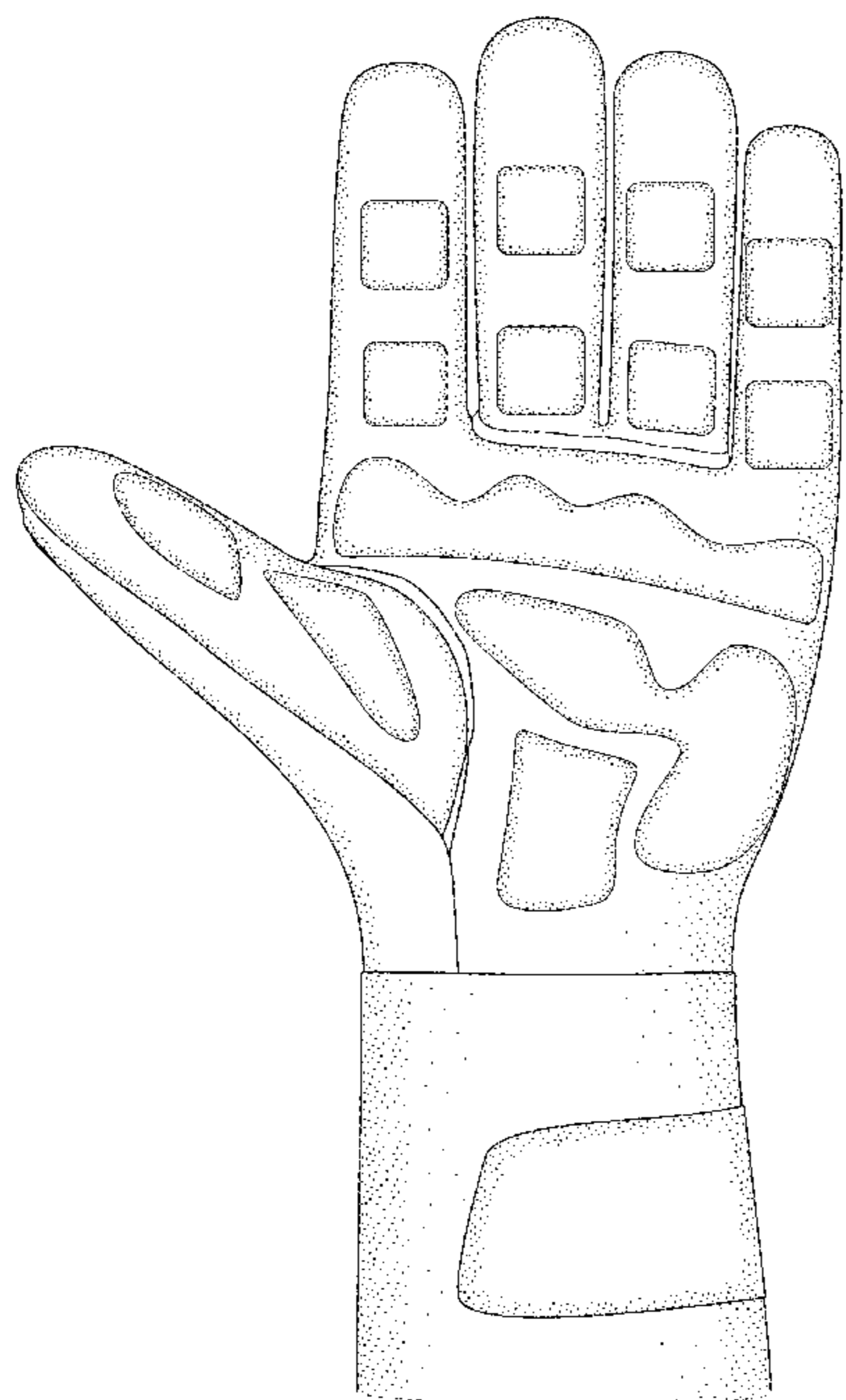
(57) **CLAIM**

The ornamental design for a glove, as shown and described.

DESCRIPTION

FIG. 1 is a front elevation view of the glove showing our new design;
FIG. 2 is a rear elevation view thereof;
FIG. 3 is a right side elevation view thereof;
FIG. 4 is a left side elevation view thereof; and,
FIG. 5 is a front perspective view thereof.
The broken lines showing the remainder of the glove illustrate environmental subject matter that forms no part of the claimed design.

1 Claim, 4 Drawing Sheets



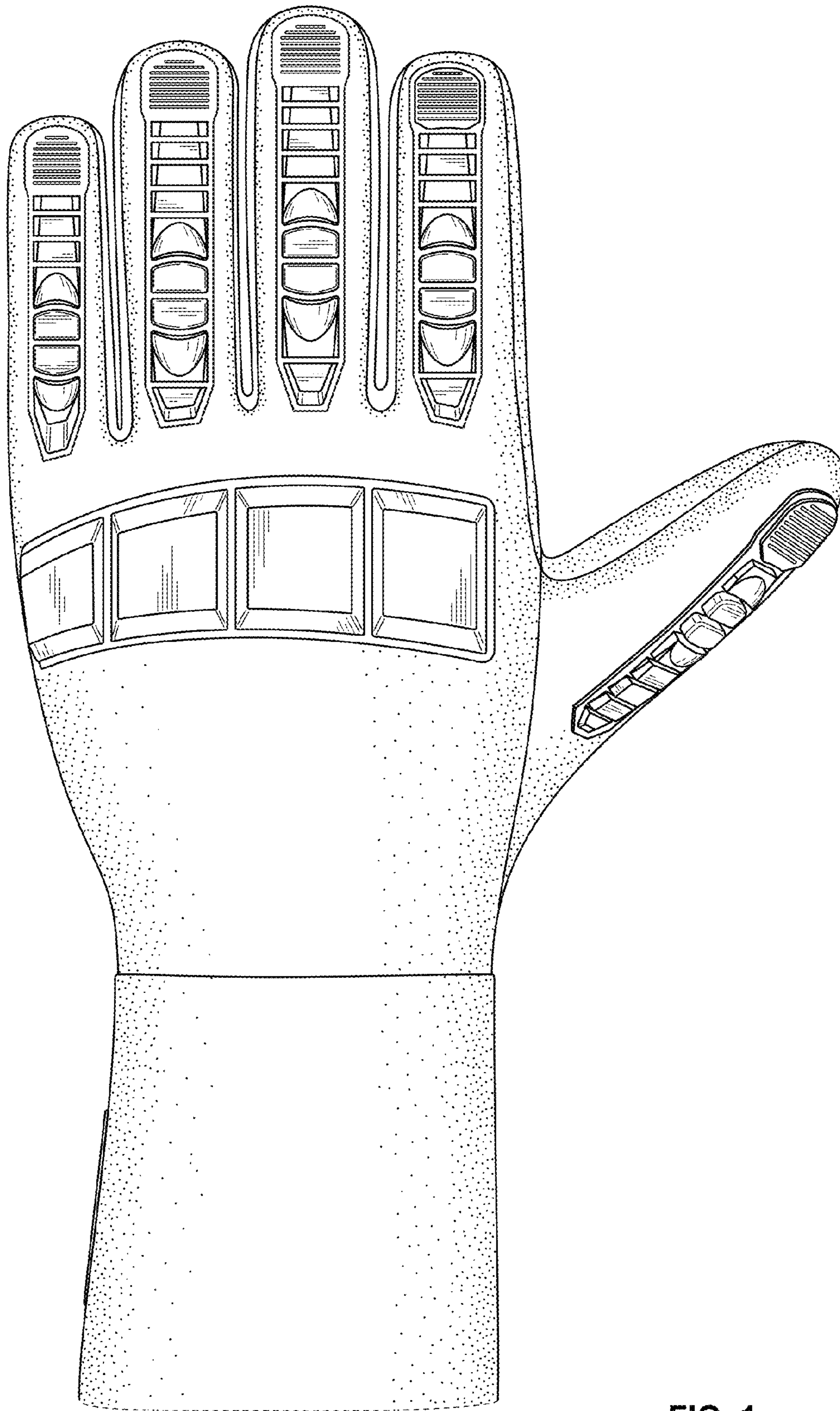


FIG. 1

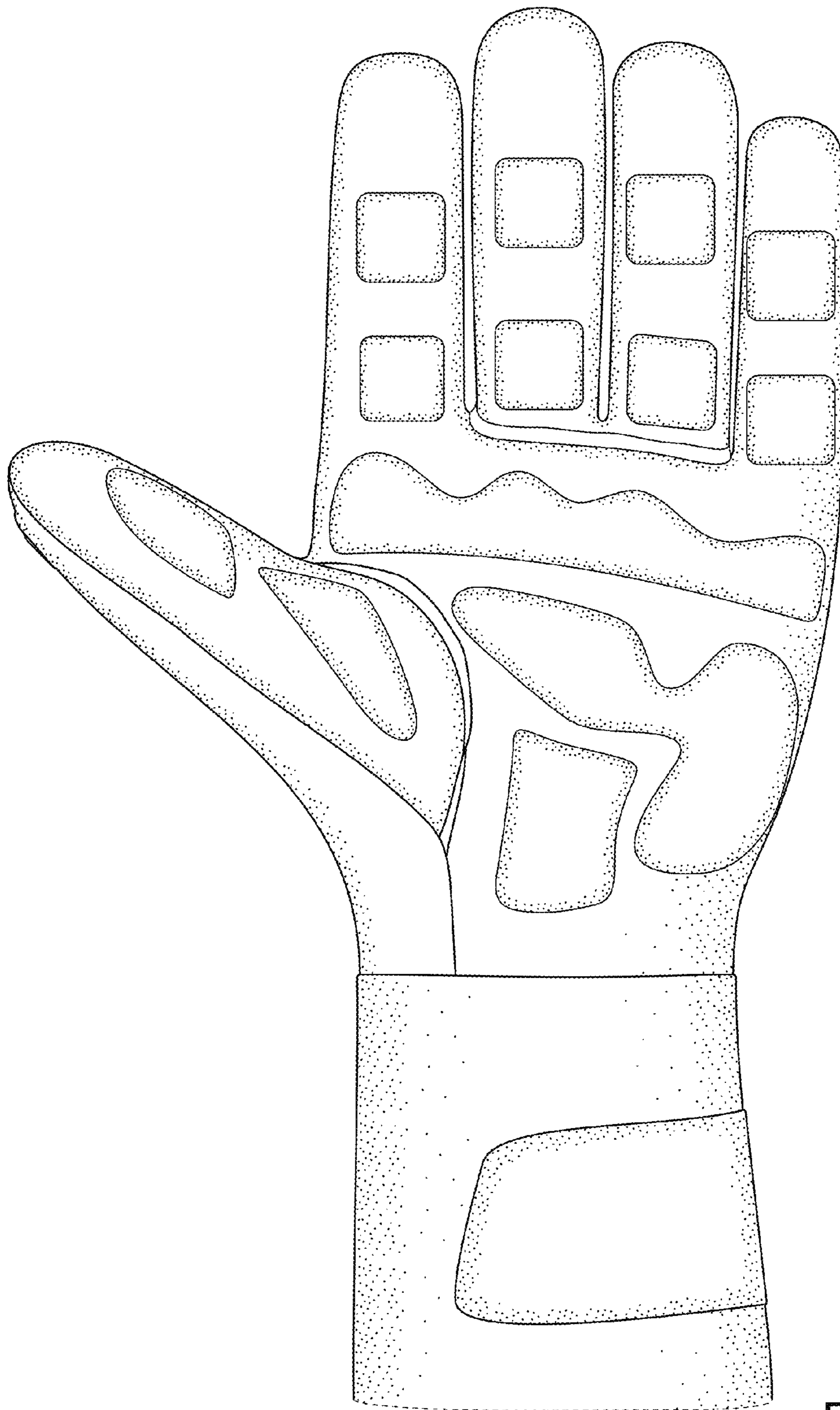


FIG. 2

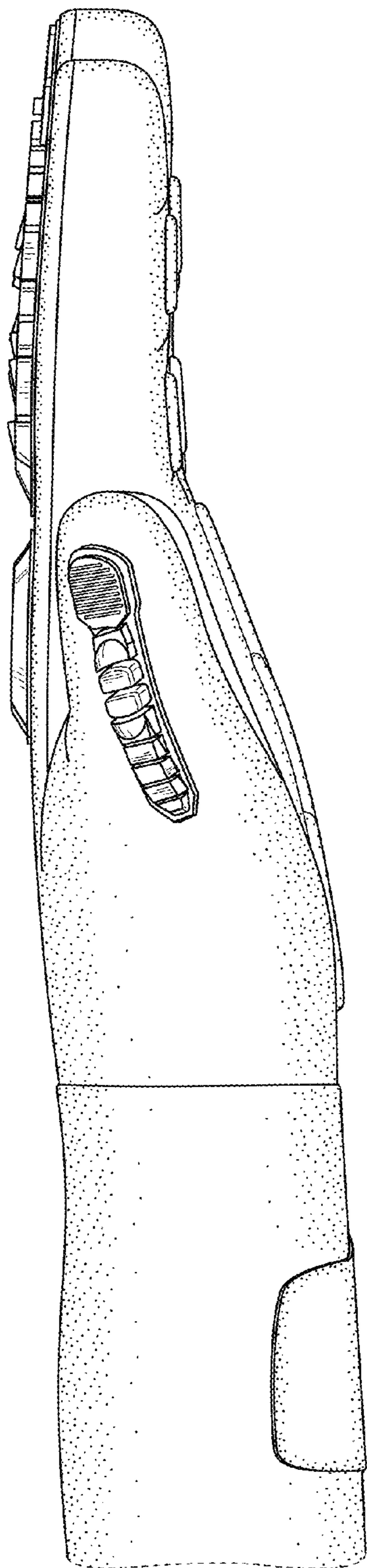


FIG. 3

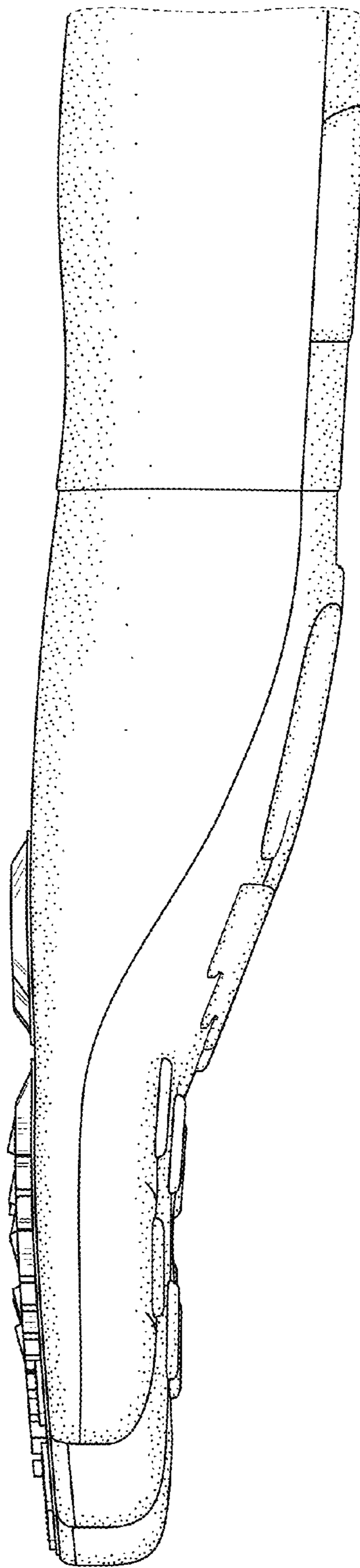


FIG. 4

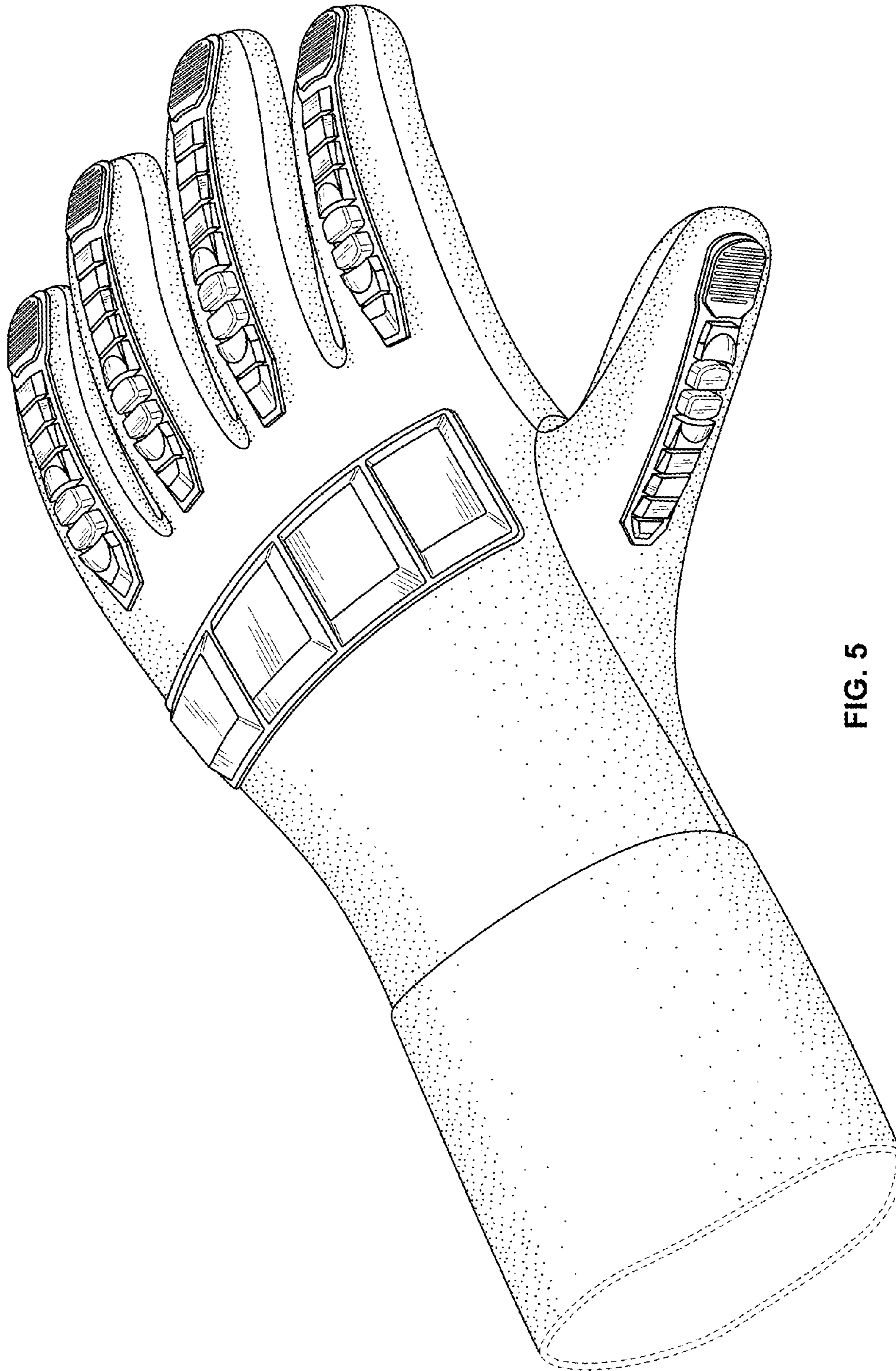


FIG. 5