



US00D733317S

(12) **United States Design Patent**
Lui

(10) **Patent No.:** **US D733,317 S**
(45) **Date of Patent:** **** Jun. 30, 2015**

(54) **SHIPPING CONTAINER**

(71) Applicant: **Theranos, Inc.**, Palo Alto, CA (US)

(72) Inventor: **Clarissa Lui**, Palo Alto, CA (US)

(73) Assignee: **Theranos, Inc.**, Palo Alto, CA (US)

(**) Term: **14 Years**

(21) Appl. No.: **29/466,710**

(22) Filed: **Sep. 10, 2013**

Related U.S. Application Data

(63) Continuation-in-part of application No. 29/466,440, filed on Sep. 8, 2013, and a continuation-in-part of application No. 29/466,441, filed on Sep. 8, 2013.

(51) **LOC (10) Cl.** **24-02**

(52) **U.S. Cl.**
USPC **D24/227; D3/203.1; D9/759**

(58) **Field of Classification Search**

USPC D24/216, 217, 224–232, 131;
D3/203.1–203.6, 272; D9/420, 423,
D9/430, 432, 424, 732, 629, 429; 220/793,
220/839, 258.3; 206/83, 528, 438, 63.5,
206/815, 508; 422/560–564; 435/305.1,
435/288.3, 288.4

See application file for complete search history.

(56) **References Cited**

U.S. PATENT DOCUMENTS

D264,810 S * 6/1982 Voltmann D3/203.3
4,401,229 A * 8/1983 Bell et al. 220/258.3
D271,239 S * 11/1983 Lemieux et al. D24/230
D278,412 S * 4/1985 Yeung D9/420
D280,015 S * 8/1985 Sarajian D24/227
D282,577 S * 2/1986 Neumeister D24/226
D295,074 S * 4/1988 Jerge et al. D24/217

D299,955 S * 2/1989 Kendrick, Sr. D24/229
D316,146 S * 4/1991 Payne et al. D24/227
5,012,928 A * 5/1991 Proffitt et al. 206/508
D324,819 S * 3/1992 Eisenberg D3/203.3
5,204,130 A * 4/1993 McDevitt et al. 206/815
D352,116 S * 11/1994 Kienholz D24/227
D376,647 S * 12/1996 Marsh et al. D24/131
5,906,292 A * 5/1999 Rider, Jr. 220/839

(Continued)

OTHER PUBLICATIONS

Office Action dated Oct. 10, 2014 for U.S. Appl. No. 29/466,739.

(Continued)

Primary Examiner — T. Chase Nelson

Assistant Examiner — Mark Cavanna

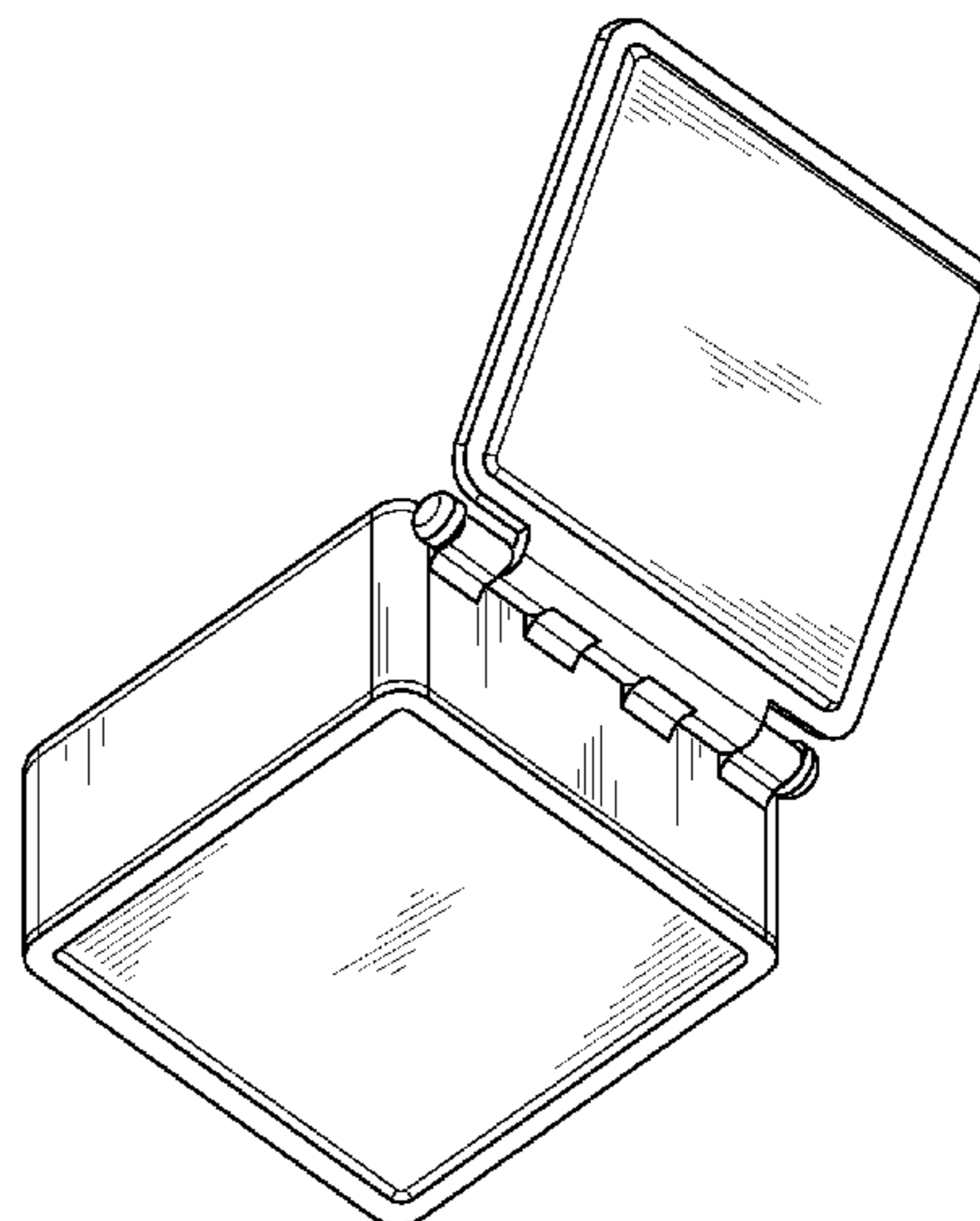
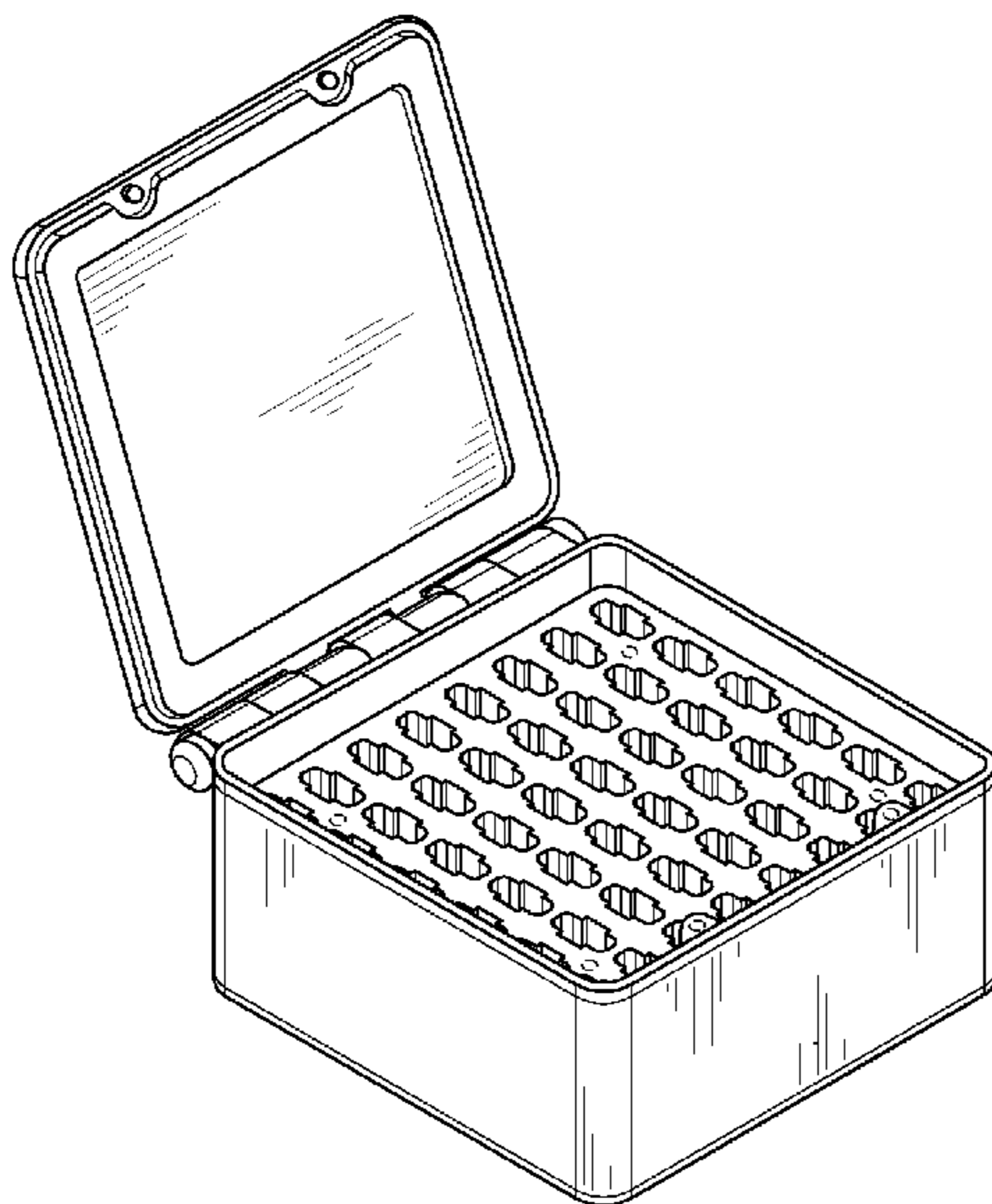
(57) **CLAIM**

The ornamental design for a shipping container, as shown and described.

DESCRIPTION

FIG. 1 is a top perspective view of a shipping container with a closed lid, showing our new design;
FIG. 2 is a side view thereof, with lid closed;
FIG. 3 is a top view thereof with lid closed;
FIG. 4 is a rear view thereof, with lid closed; and
FIG. 5 is a bottom perspective view thereof with lid closed;
FIG. 6 is a top perspective view of a shipping container with an open lid;
FIG. 7 is a side view thereof, with an open lid;
FIG. 8 is a top view thereof with an open lid;
FIG. 9 is a rear view thereof, with an open lid; and,
FIG. 10 is a bottom perspective view thereof with an open lid.
The broken lines are included for the purpose of illustrating unclaimed portions of the shipping container and form no part of the claimed design.

1 Claim, 5 Drawing Sheets



(56)

References Cited

U.S. PATENT DOCUMENTS

D411,308 S * 6/1999 Pandey et al. D24/230
D423,111 S * 4/2000 Davis et al. D24/226
D476,423 S * 6/2003 Picot et al. D24/217
D484,797 S * 1/2004 Kipperman et al. D9/424
D487,315 S * 3/2004 Picot et al. D24/217
6,875,405 B1 * 4/2005 Mathus et al. 422/562
D525,714 S * 7/2006 Ueda D24/227
D526,064 S * 8/2006 Wood D24/229
D529,622 S * 10/2006 Hadjis et al. D24/229
D543,120 S * 5/2007 Coe et al. D9/732
D551,515 S * 9/2007 Ablo et al. D7/629
D574,505 S * 8/2008 Muller-Cohn et al. D24/216
D593,207 S * 5/2009 Ayliffe D24/229
D618,516 S * 6/2010 DiPietro et al. D7/629

D664,845 S * 8/2012 Everson D9/432
8,460,622 B2 * 6/2013 Motadel 422/564
D698,938 S * 2/2014 Fonseca D24/224
D699,370 S * 2/2014 Motadel et al. D24/229
D707,847 S * 6/2014 Motadel et al. D24/227
D711,549 S * 8/2014 Trump D24/224
D711,550 S * 8/2014 Trump D24/224
2007/0012710 A1 * 1/2007 Vovan 220/793

OTHER PUBLICATIONS

Office Action dated Oct. 2, 2014 for U.S. Appl. No. 29/466,443.
Office Action dated Oct. 3, 2014 for U.S. Appl. No. 29/466,440.
Office Action dated Oct. 3, 2014 for U.S. Appl. No. 29/466,441.
Office Action dated Oct. 8, 2014 for U.S. Appl. No. 29/466,442.

* cited by examiner

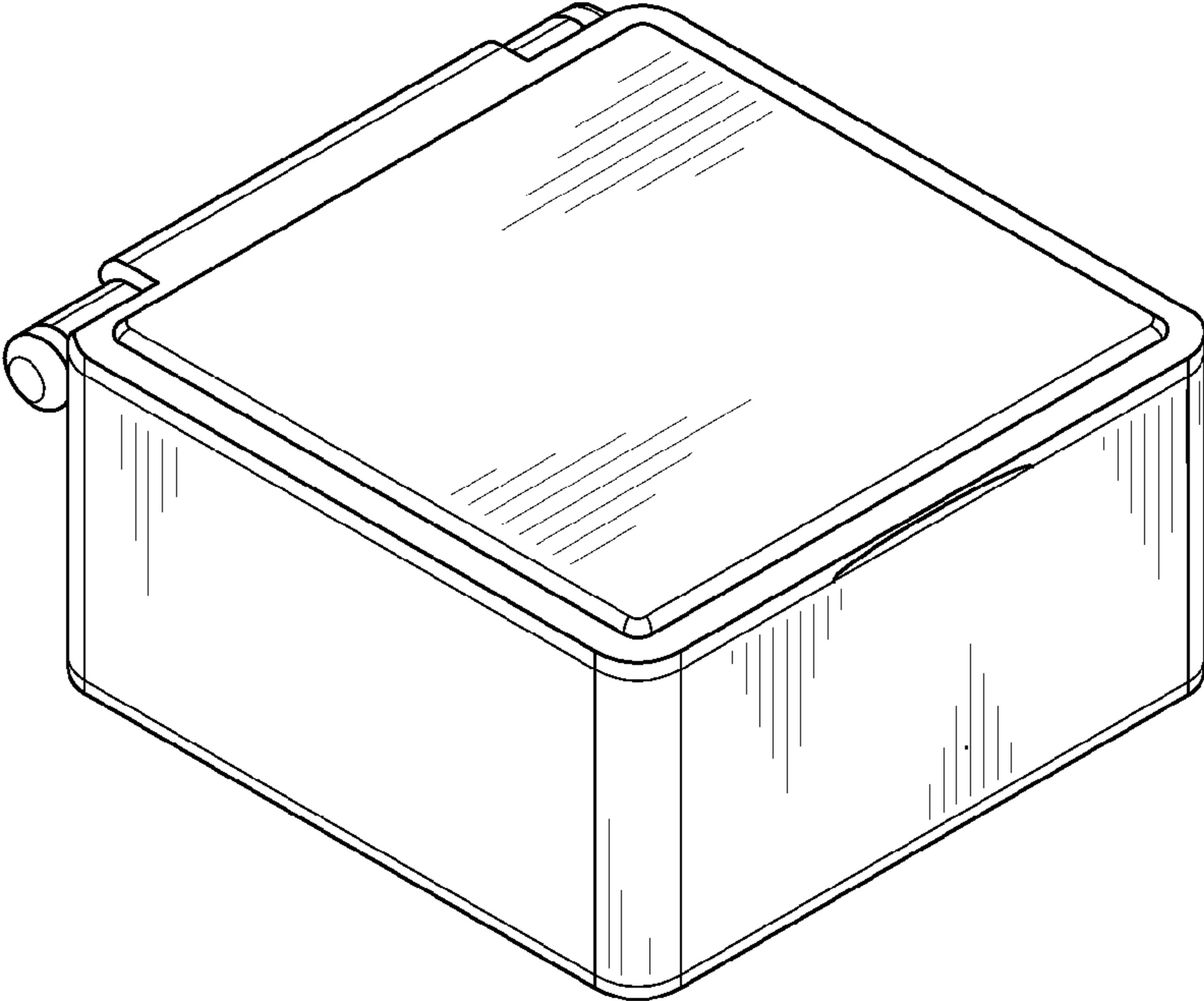


FIG. 1

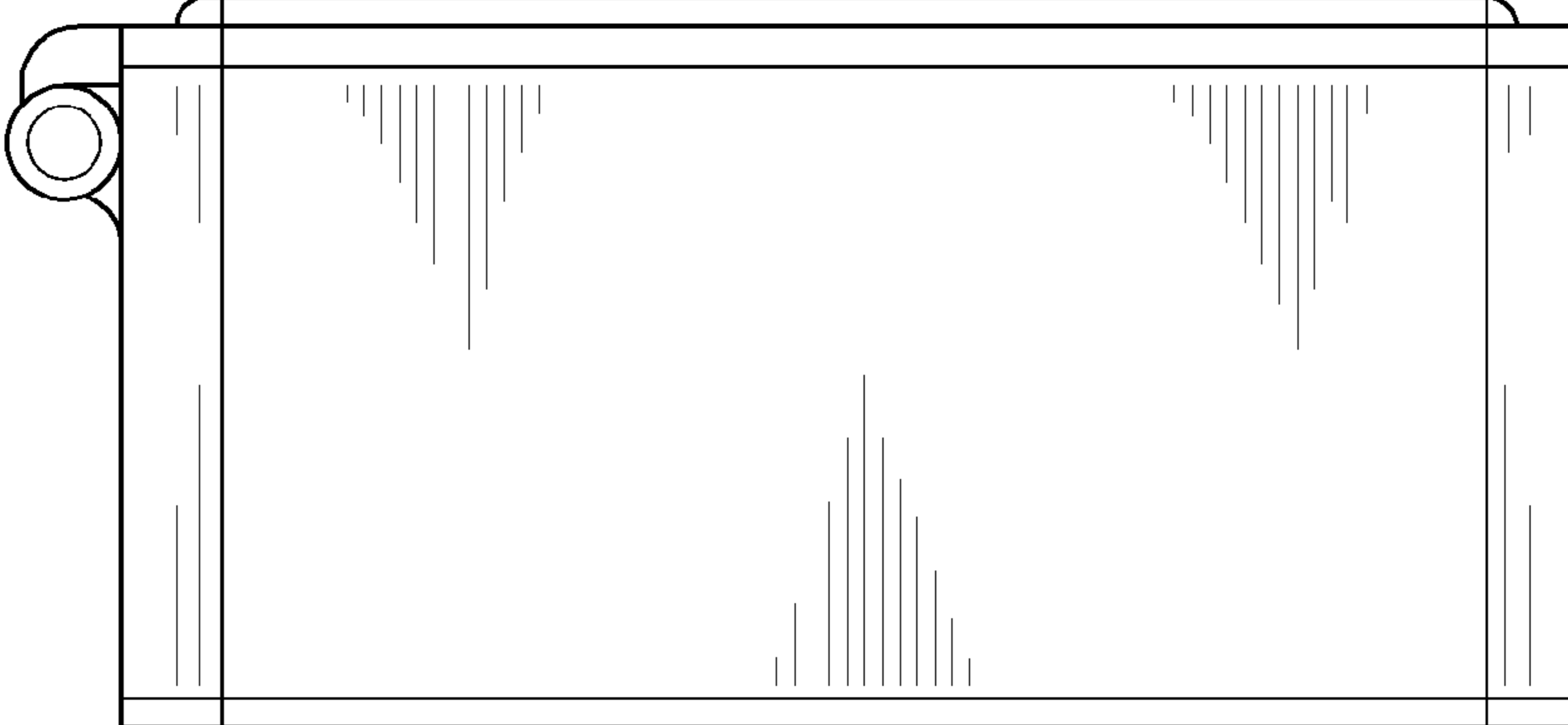


FIG. 2

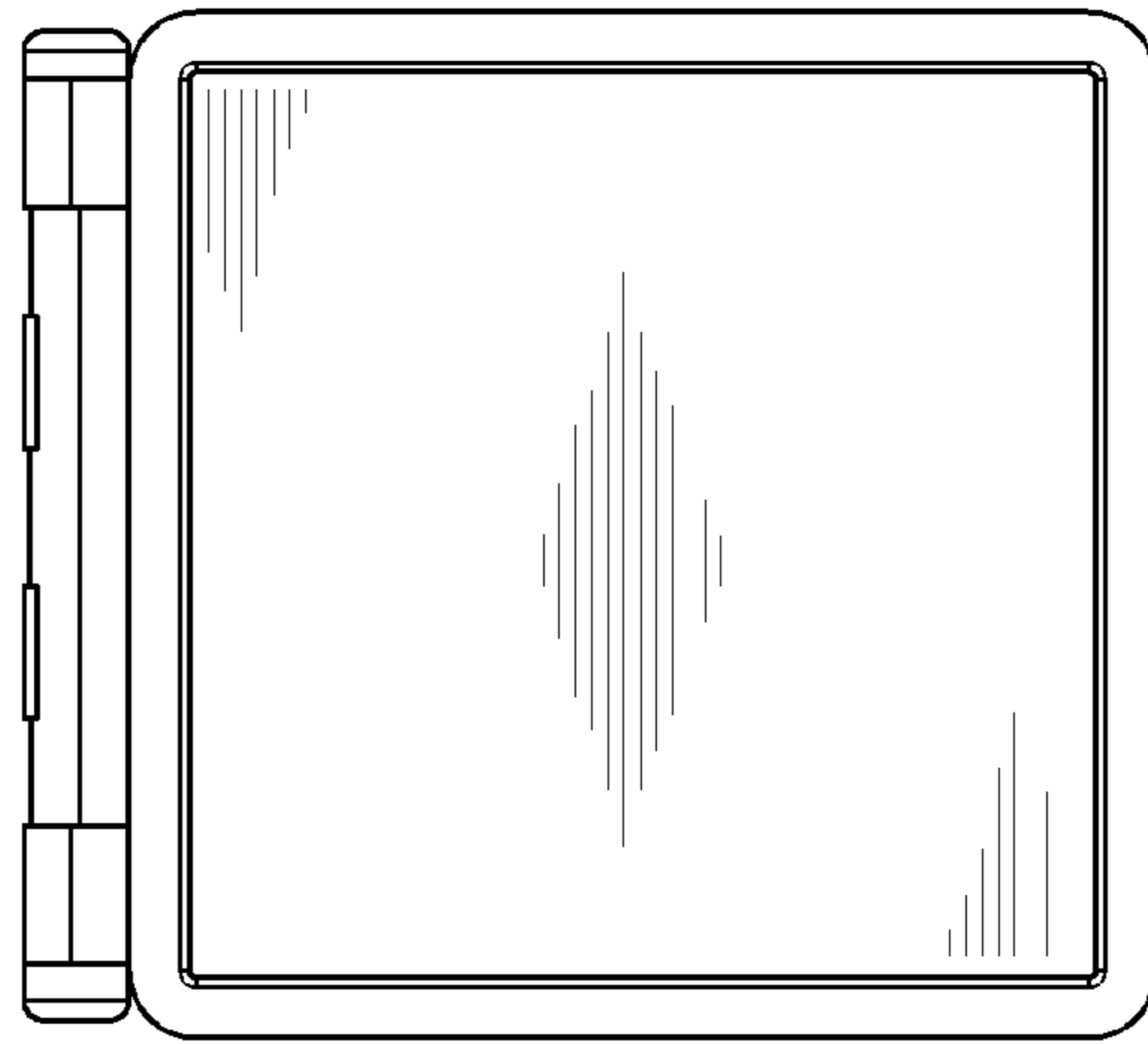


FIG. 3

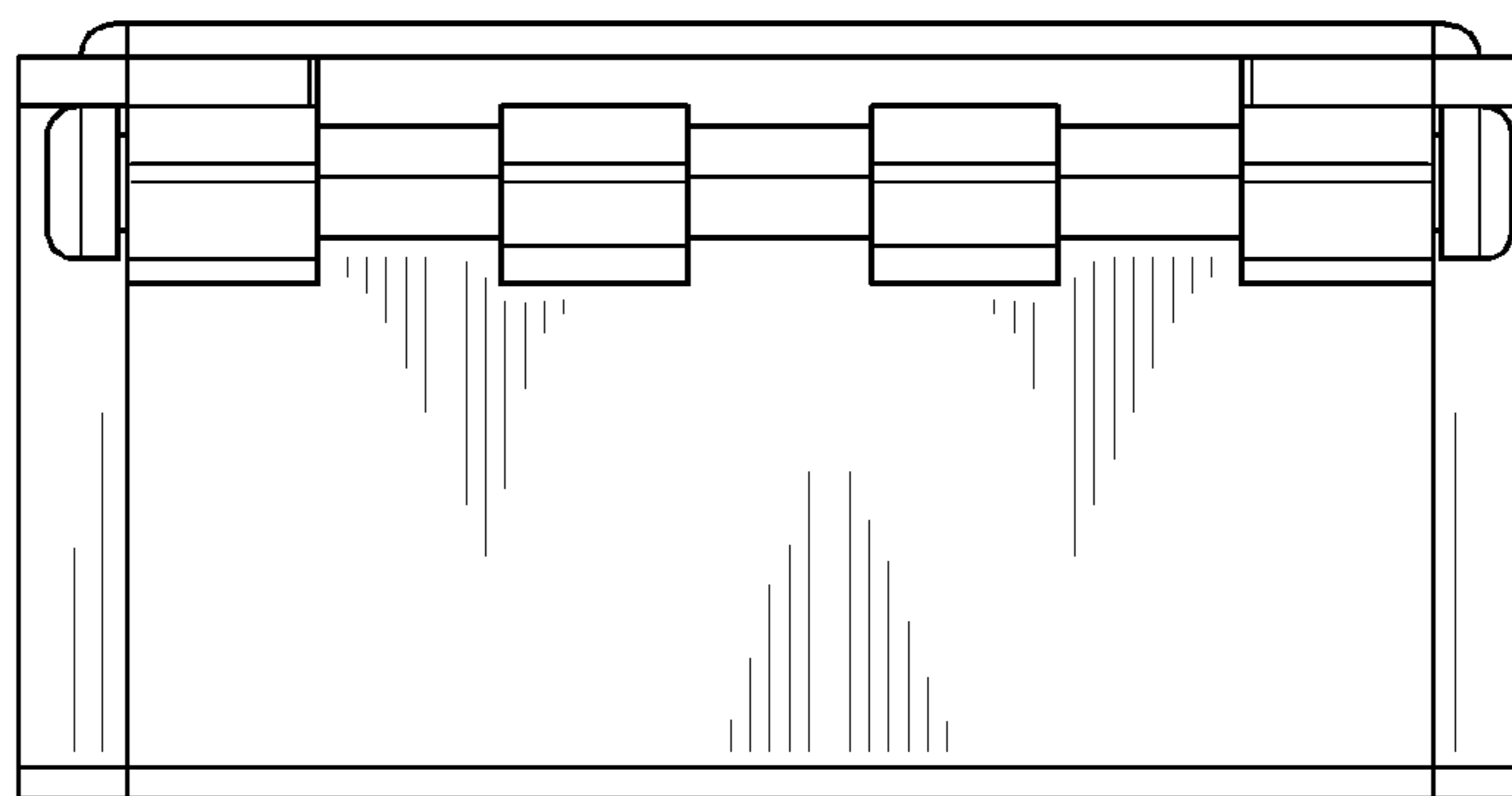


FIG. 4

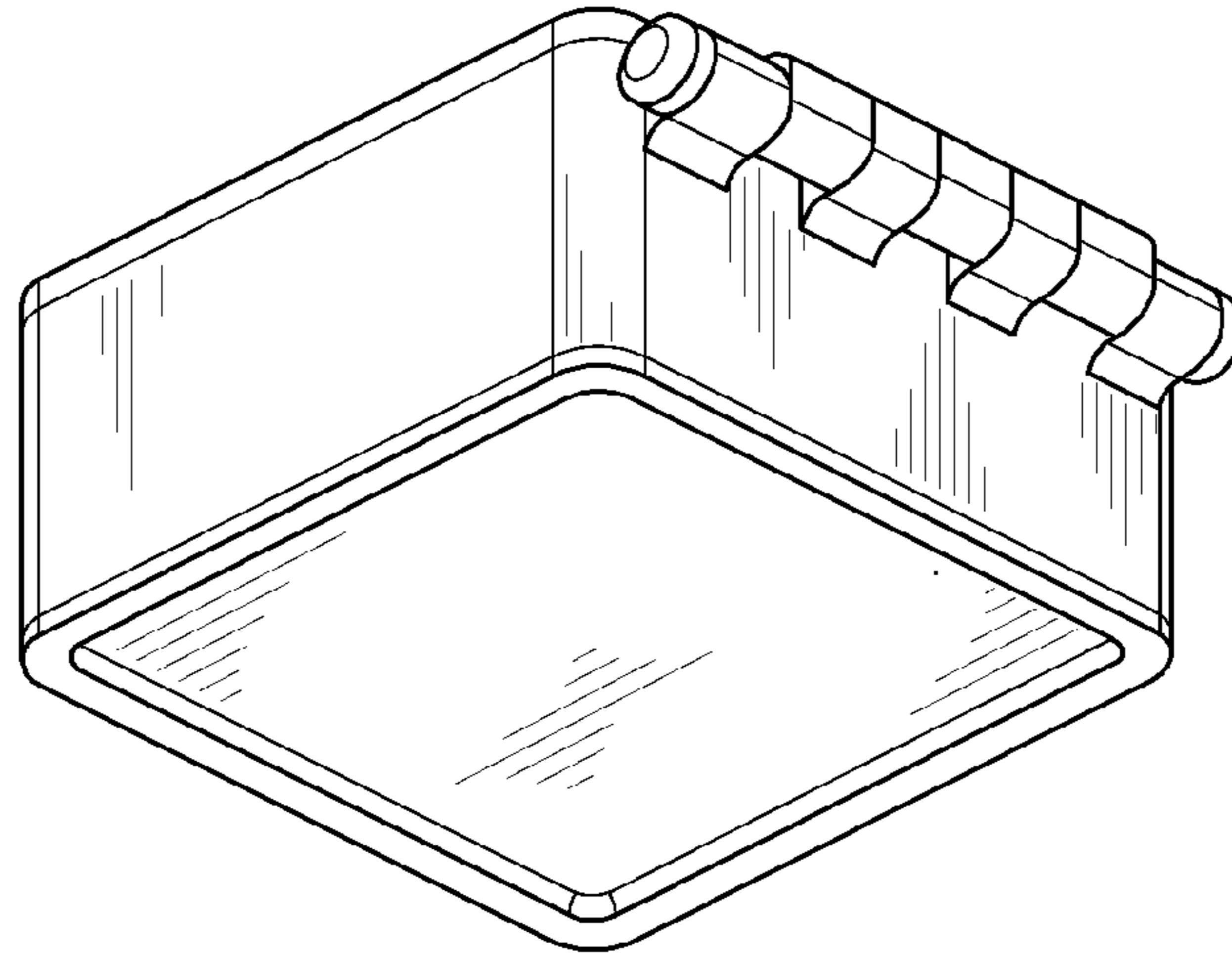


FIG. 5

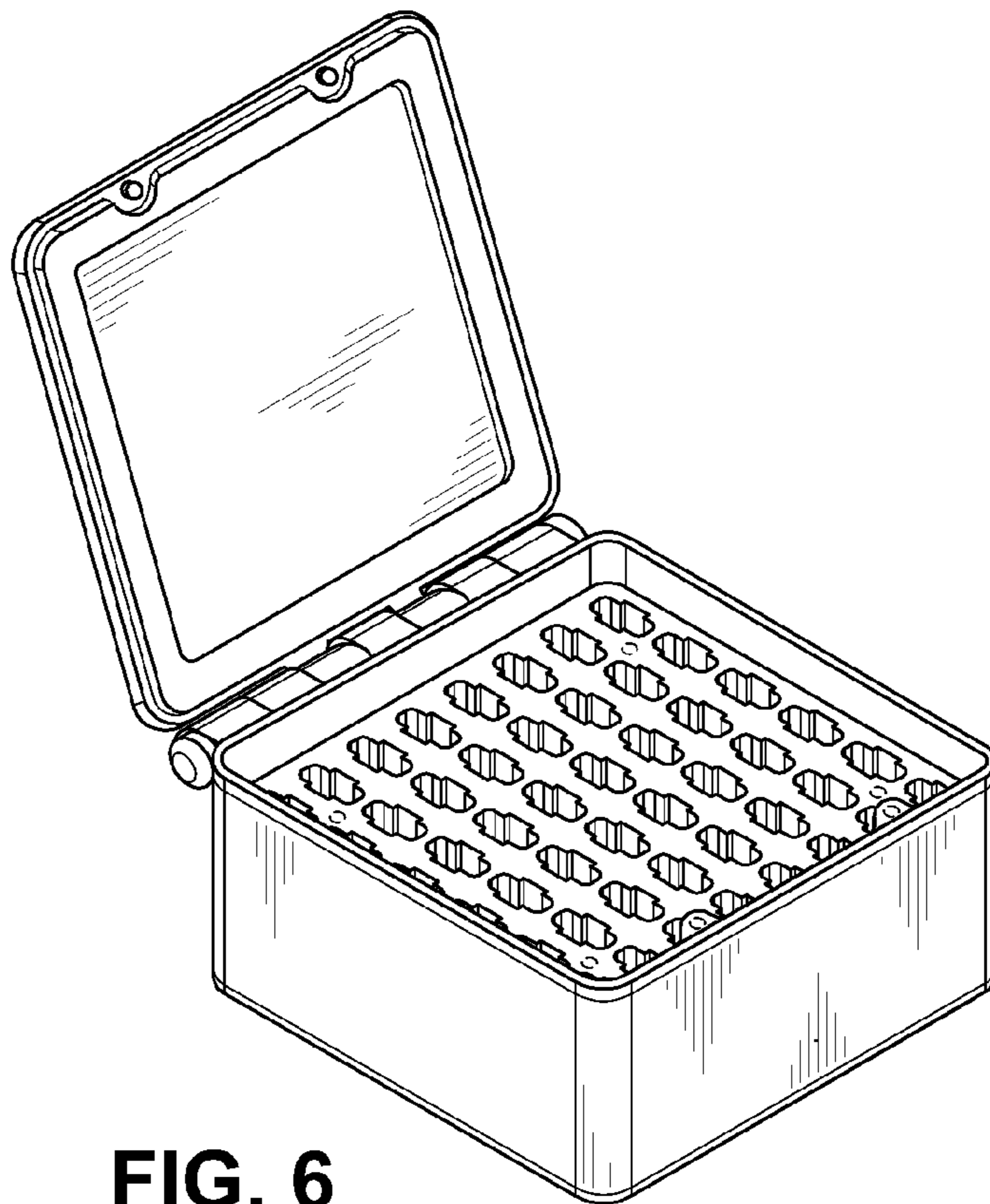


FIG. 6

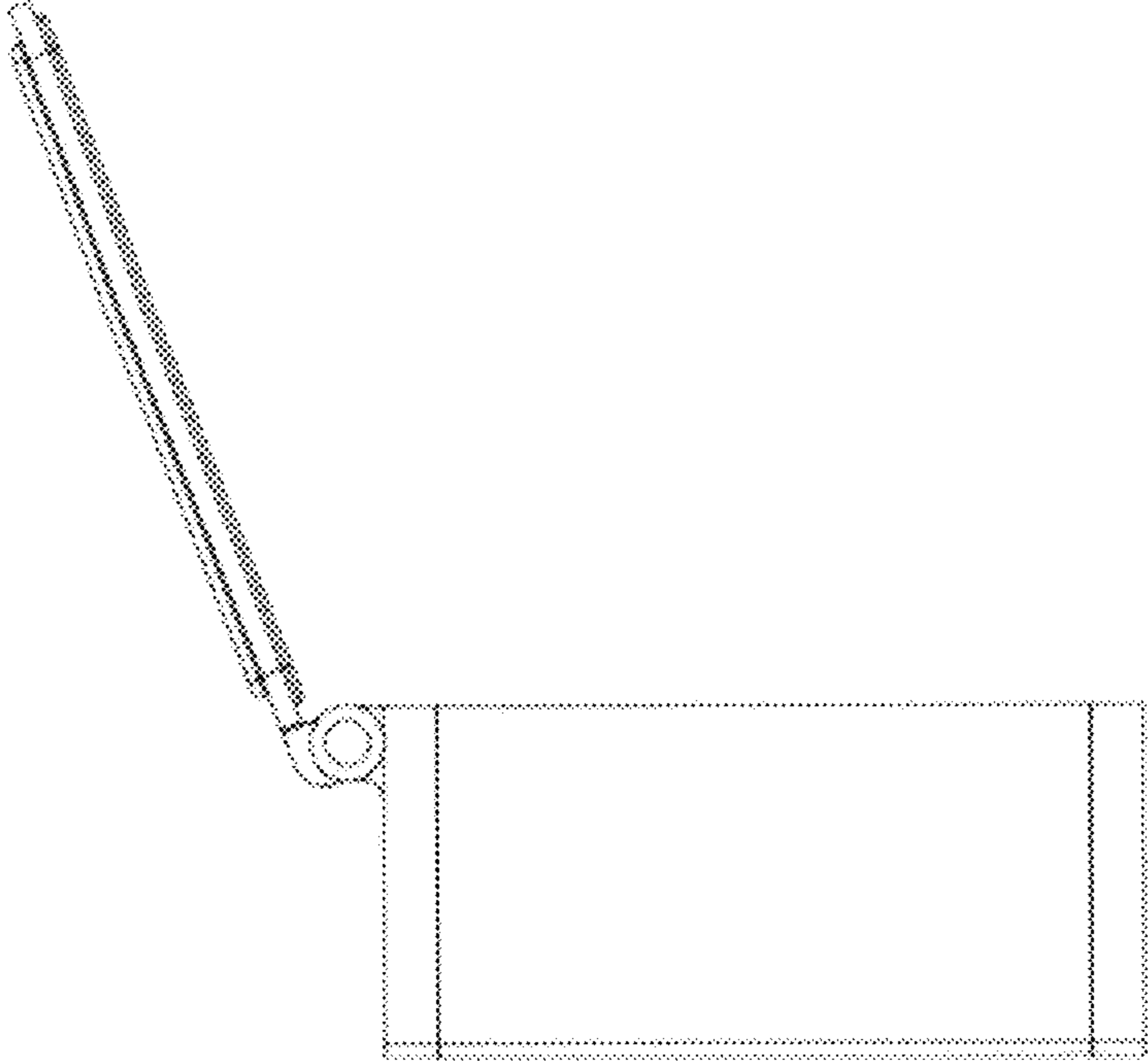


FIG. 7

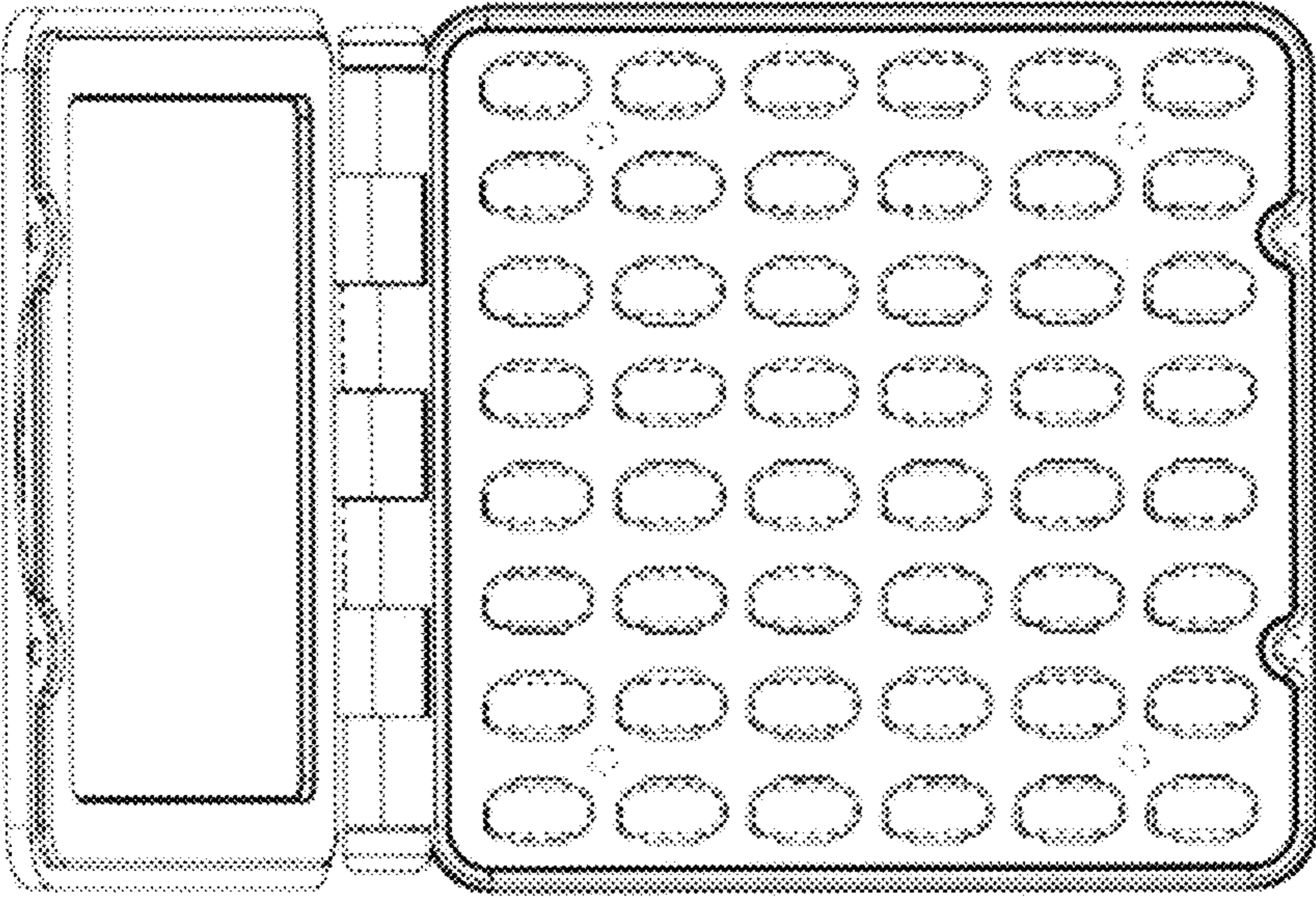


FIG. 8

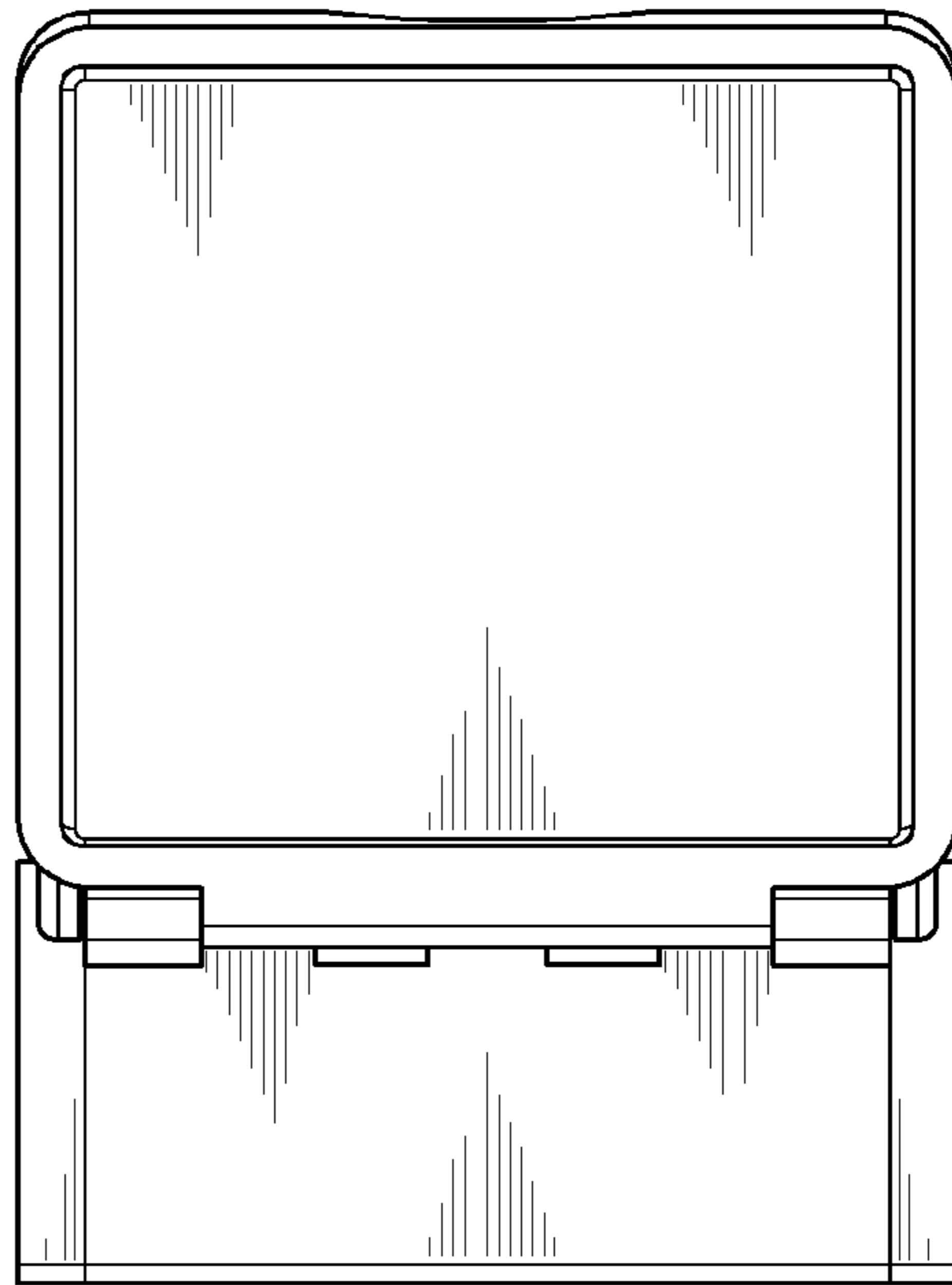


FIG. 9

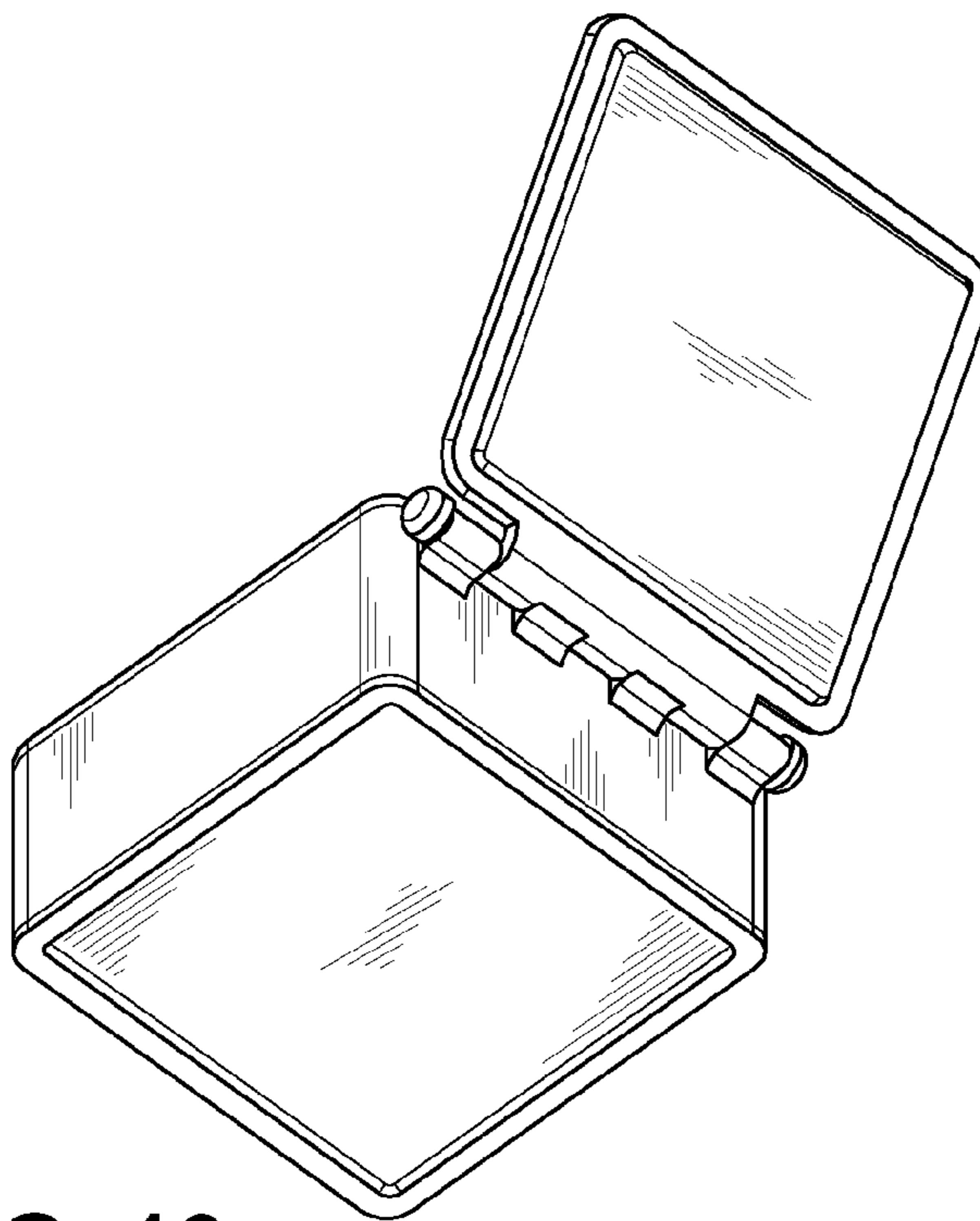


FIG. 10