



US00D733284S

(12) **United States Design Patent**  
**Lim**

(10) **Patent No.:** **US D733,284 S**  
(45) **Date of Patent:** **\*\* Jun. 30, 2015**

- (54) **PERSONAL FAN**
- (71) Applicant: **Kok Jit Lim**, Greensboro, NC (US)
- (72) Inventor: **Kok Jit Lim**, Greensboro, NC (US)
- (73) Assignee: **Creative Concepts International, LLC**,  
Greensboro, NC (US)
- (\*\*) Term: **14 Years**
- (21) Appl. No.: **29/482,284**
- (22) Filed: **Feb. 17, 2014**

D544,078 S *	6/2007	Geringer .....	D23/328
D559,966 S *	1/2008	Kit .....	D23/379
D565,720 S *	4/2008	Chen .....	D23/379
D591,842 S *	5/2009	Young .....	D23/380
D607,955 S *	1/2010	Lenhart .....	D21/775
7,775,848 B1 *	8/2010	Auerbach .....	446/73
8,333,560 B1 *	12/2012	Ward .....	415/213.1
D678,993 S *	3/2013	Kung-Hua .....	D23/370
D698,428 S *	1/2014	Sands et al. ....	D23/328
D698,432 S *	1/2014	Herbst .....	D23/379
D699,832 S *	2/2014	Lim .....	D23/379
D704,713 S *	5/2014	Liniger .....	D14/447
D704,775 S	5/2014	Levy et al. ....	D21/398

**OTHER PUBLICATIONS**

Three (3) page print out showing six (6) pictures of "Spiro Light®" a small personal fan from Disney Parks; undated.

(Continued)

**Related U.S. Application Data**

- (62) Division of application No. 29/454,750, filed on May 14, 2013, now Pat. No. Des. 699,832.
- (51) **LOC (10) Cl.** ..... **23-04**
- (52) **U.S. Cl.**  
USPC ..... **D23/379; D23/380**
- (58) **Field of Classification Search**  
USPC ..... D23/370-385, 411-414, 365, 364;  
415/60, 66, 68, 208.1, 213.1, 214.1;  
310/257; 361/695; 126/299 D, 299 R  
CPC ..... F04D 25/084; F04D 25/086  
See application file for complete search history.

*Primary Examiner* — Susan Hattan

*Assistant Examiner* — Janice Hallmark

(74) *Attorney, Agent, or Firm* — Blake P. Hart

**CLAIM**

(57) The ornamental design for a personal fan, as shown and described.

**DESCRIPTION**

FIG. 1 is a front, left side perspective view of a personal fan showing my new design;

FIG. 2 is a front elevational view thereof;

FIG. 3 is a right side elevational view thereof, the left side elevational view being a mirror image thereof;

FIG. 4 is a top plan view thereof;

FIG. 5 is a bottom plan view thereof; and,

FIG. 6 is a rear elevational view thereof.

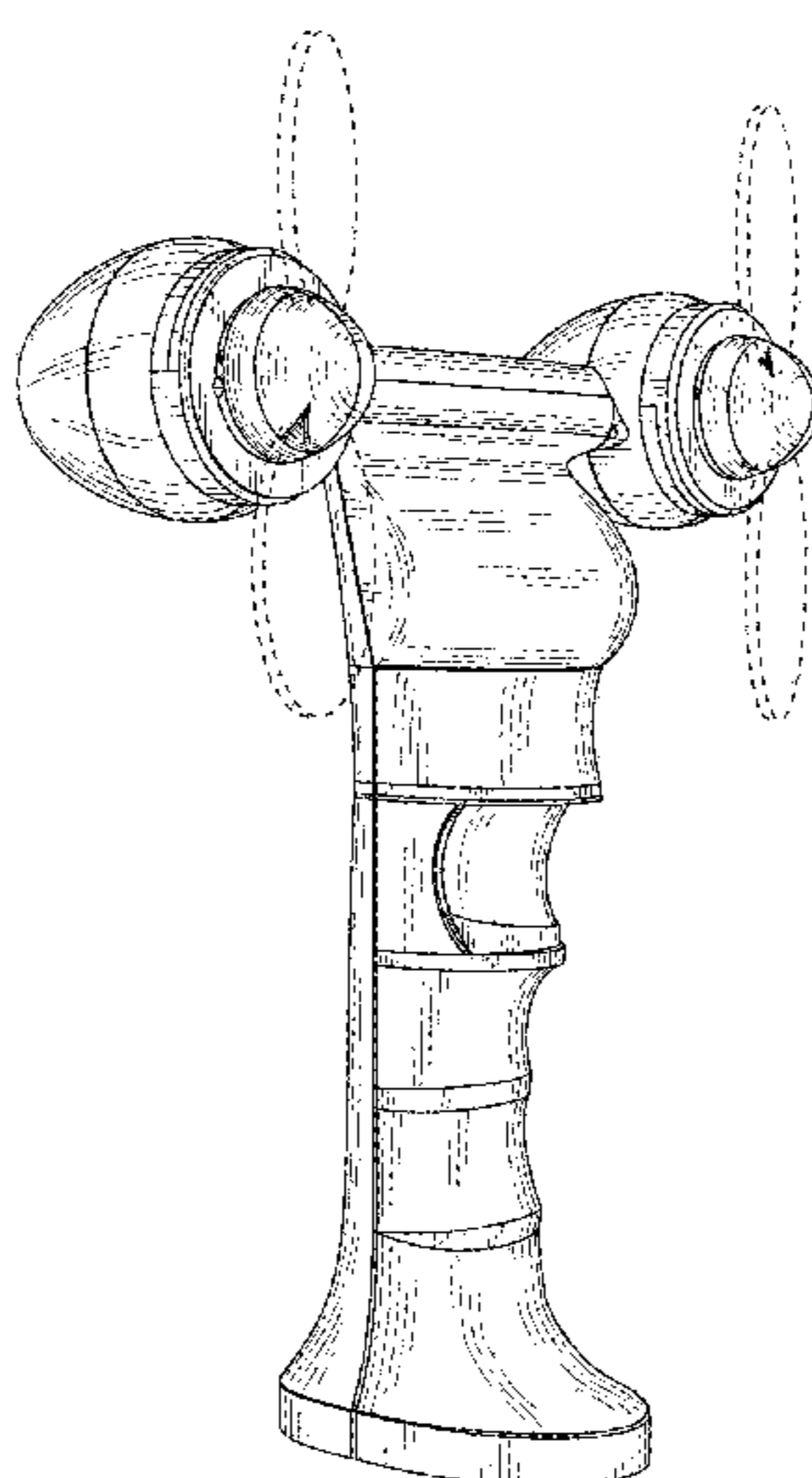
The broken lines in the drawings depict fan blades in FIG. 1 and a battery box lid in FIG. 5 that form no part of the claimed design.

(56) **References Cited**

**U.S. PATENT DOCUMENTS**

D320,995 S *	10/1991	Fukuda et al. ....	D16/243
D334,976 S *	4/1993	Yuen .....	D23/377
D396,104 S *	7/1998	Radtke .....	D23/379
D408,905 S *	4/1999	Hadjikyriacou .....	D23/378
6,109,874 A *	8/2000	Steiner et al. ....	416/63
D451,992 S *	12/2001	Yuen .....	D23/377
D451,994 S *	12/2001	Yuen .....	D23/379
D475,777 S *	6/2003	Pennington .....	D23/379
D478,975 S *	8/2003	Gajewski .....	D23/377
D482,064 S *	11/2003	Steiner et al. ....	D19/36
D507,642 S *	7/2005	Radtke et al. ....	D23/379

**1 Claim, 6 Drawing Sheets**



(56)

**References Cited**

OTHER PUBLICATIONS

Three (3) page print out showing six (6) pictures of a small green personal fan; undated.

Three (3) page print out showing six (6) pictures of a small blue personal fan; undated.

\* cited by examiner

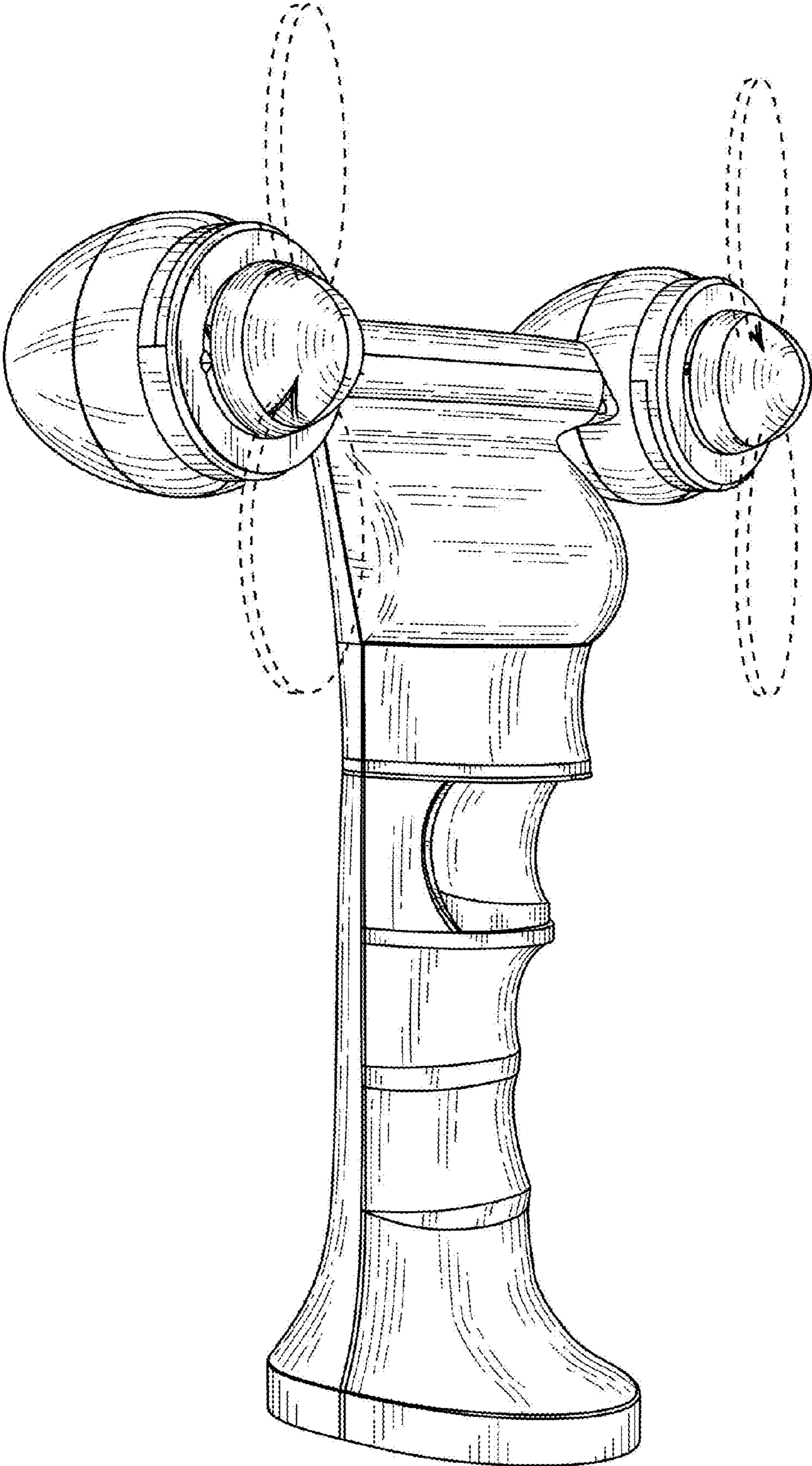


Fig. 1

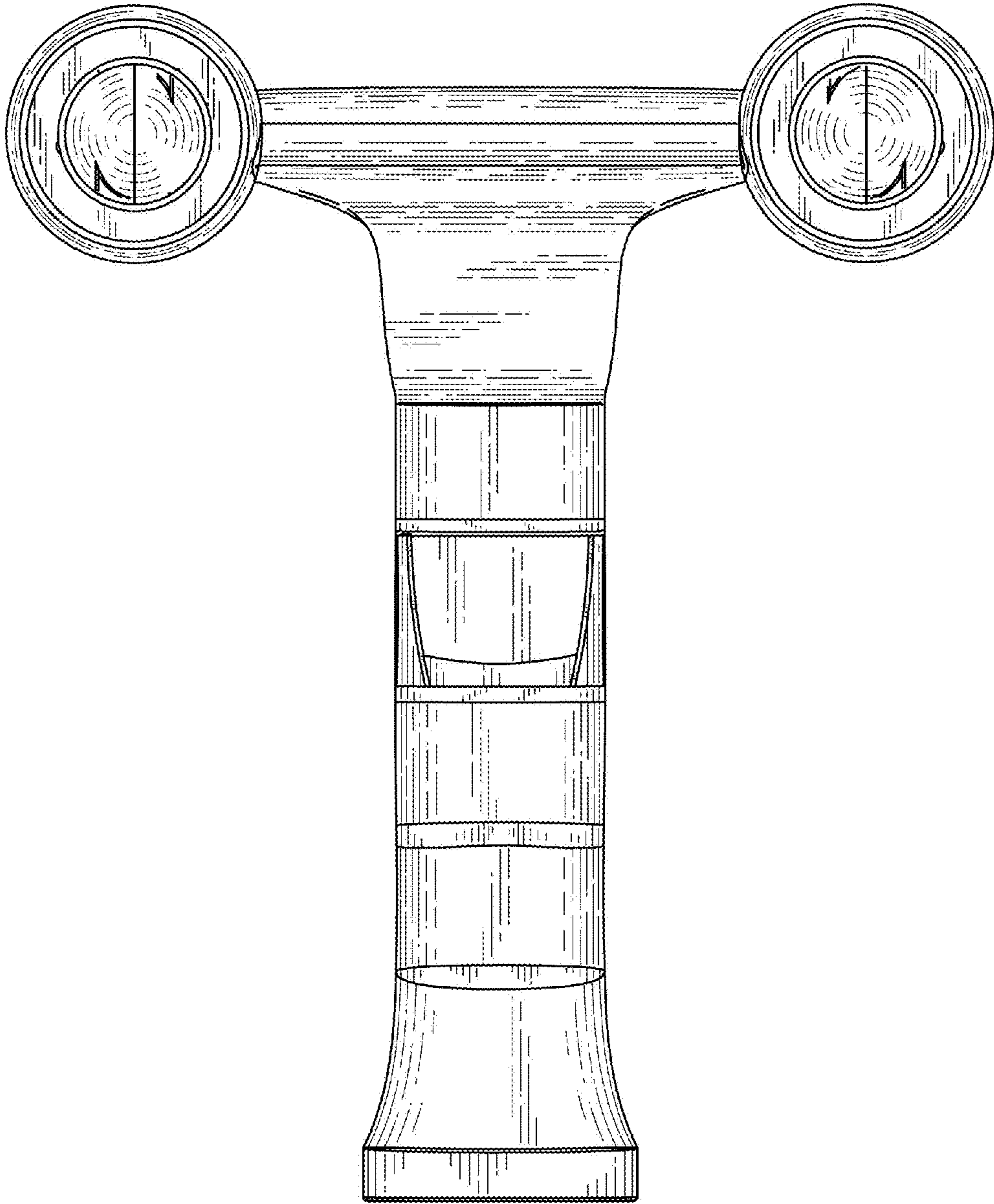


Fig. 2

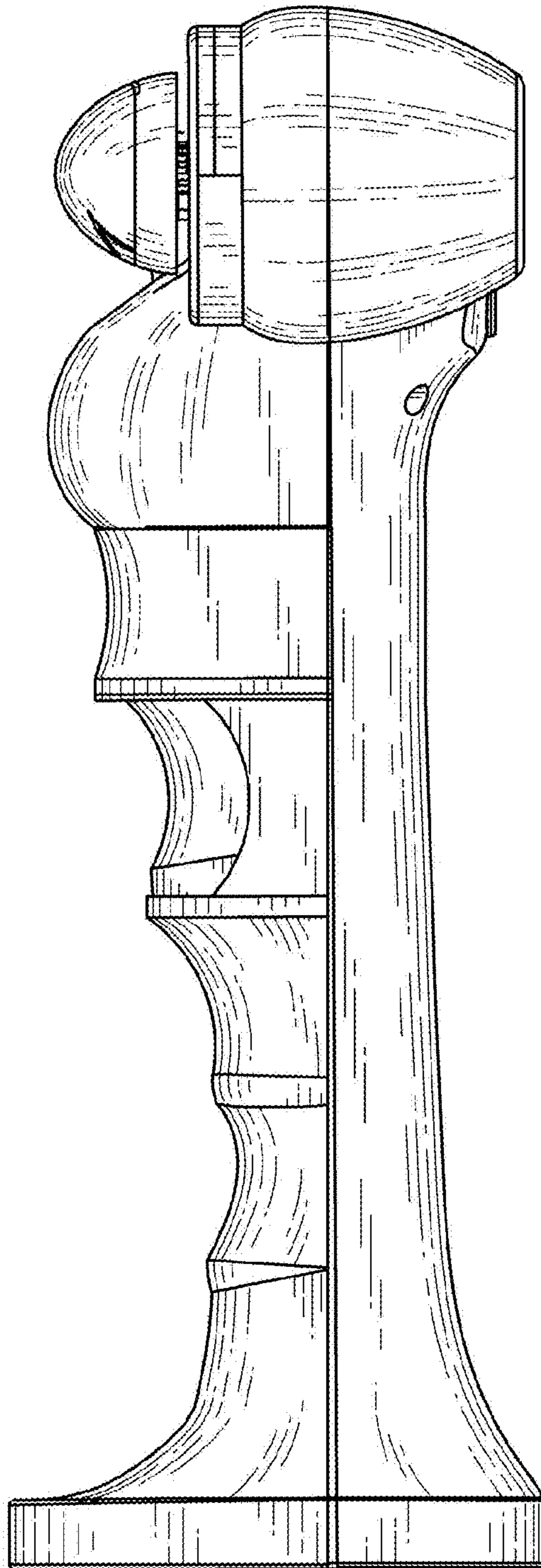


Fig. 3

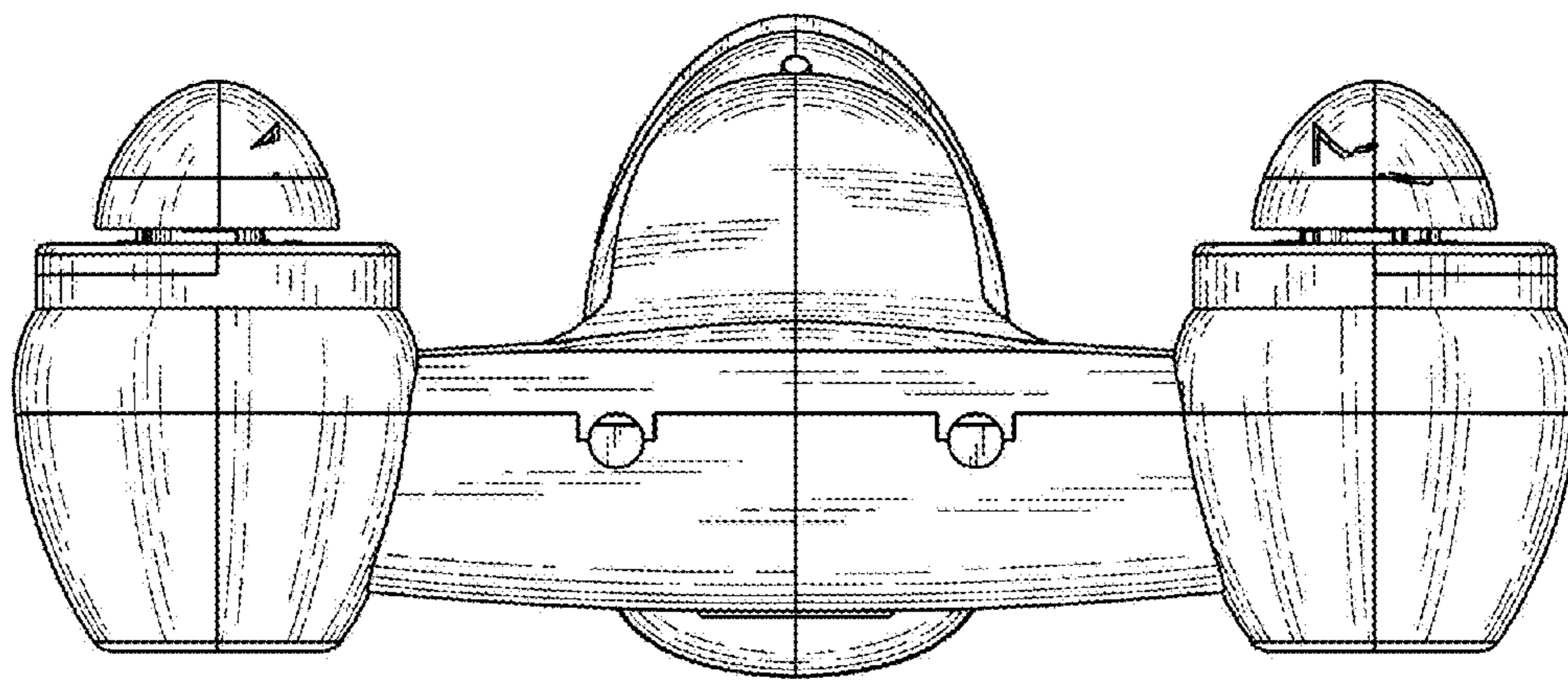


Fig. 4

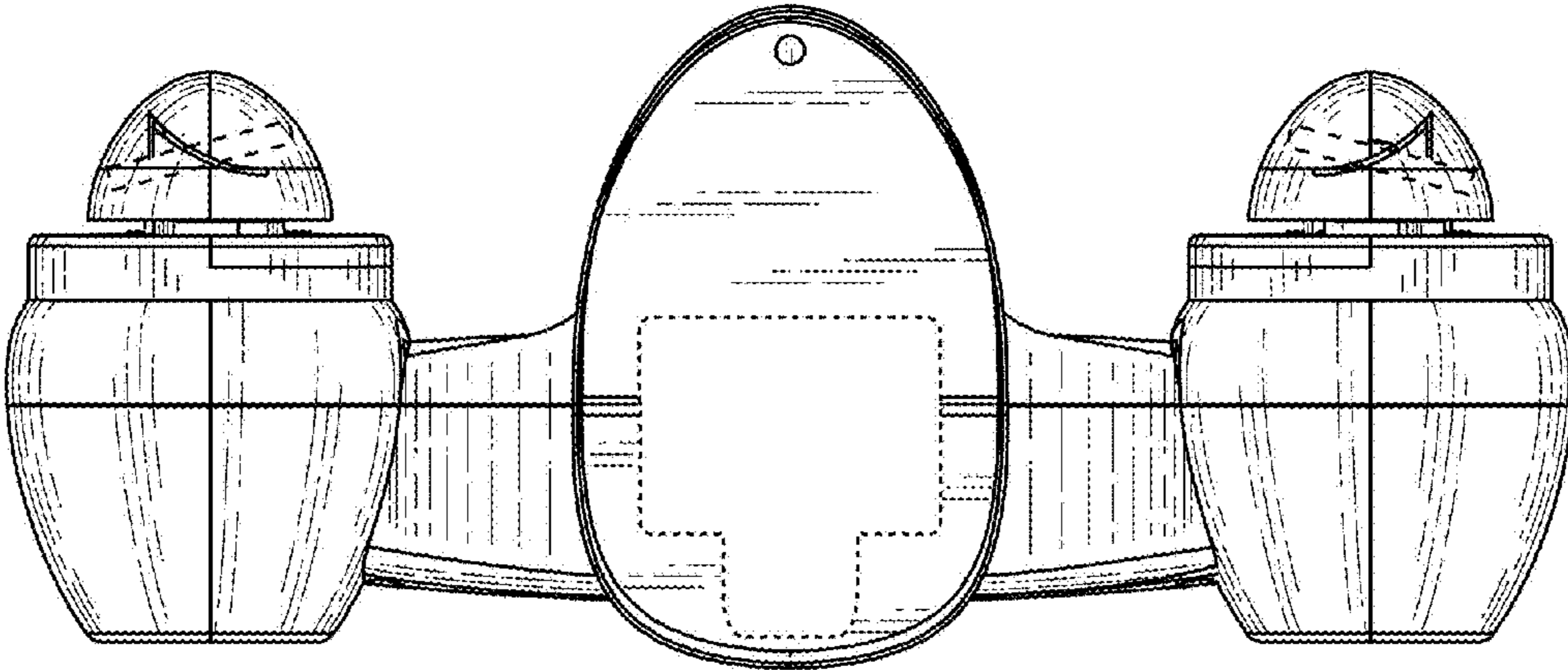


Fig. 5

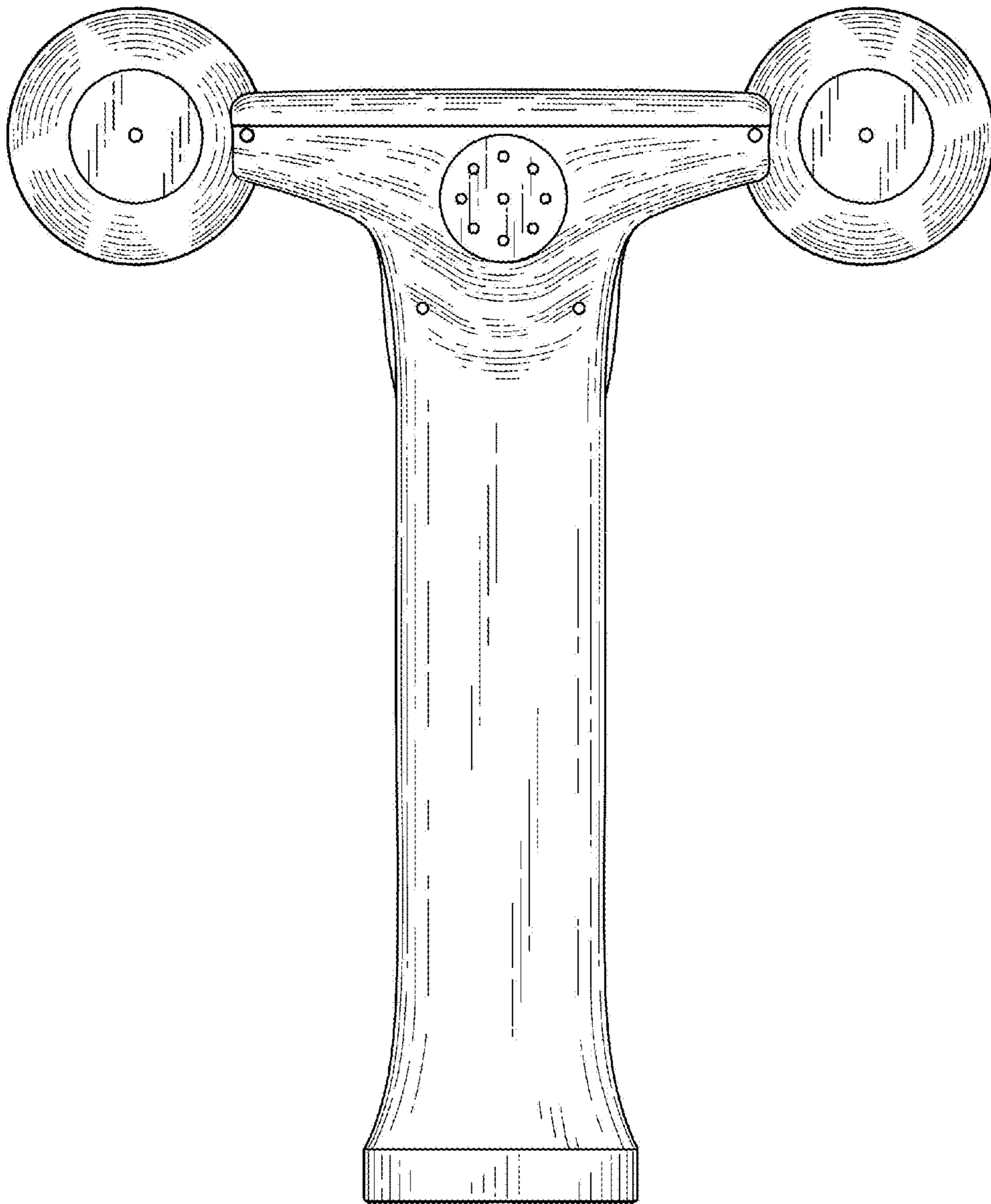


Fig. 6