



US00D733269S

(12) **United States Design Patent**
Aramli

(10) **Patent No.:** **US D733,269 S**
(45) **Date of Patent:** **** Jun. 30, 2015**

- (54) **SLEEVED HOSE**
- (71) Applicant: **Mark Aramli**, Newport, RI (US)
- (72) Inventor: **Mark Aramli**, Newport, RI (US)
- (**) Term: **14 Years**
- (21) Appl. No.: **29/501,647**
- (22) Filed: **Sep. 5, 2014**
- (51) **LOC (10) Cl.** **23-01**
- (52) **U.S. Cl.**
USPC **D23/266**
- (58) **Field of Classification Search**
USPC D23/213, 223, 224, 229, 230, 259, 263,
D23/264, 266; D24/129; D13/155
CPC F16L 9/02; F16L 9/06; F16L 9/22;
F16L 11/15; F16L 37/56; F16L 39/00; F16L
43/00
See application file for complete search history.

D533,270	S	*	12/2006	Kierce et al.	D24/112
D574,932	S	*	8/2008	Zhuang	D23/266
D586,435	S	*	2/2009	Reckseen	D23/266
8,291,941	B1	*	10/2012	Berardi	138/118
D672,440	S	*	12/2012	Mears	D23/266
D674,883	S	*	1/2013	Ball	D23/266
D680,966	S	*	4/2013	Gross	D13/155
D680,967	S	*	4/2013	Gross	D13/155
D680,968	S	*	4/2013	Gross	D13/155
D680,969	S	*	4/2013	Gross	D13/155
2008/0190506	A1	*	8/2008	Cleveland	138/110
2011/0303317	A1	*	12/2011	Montalvo et al.	138/129
2012/0234425	A1	*	9/2012	Berardi	138/137
2013/0087205	A1	*	4/2013	Berardi	137/1
2013/0213514	A1	*	8/2013	Berardi	138/109

* cited by examiner

Primary Examiner — Eric Goodman
Assistant Examiner — Daniel J Domino

(57) **CLAIM**

The ornamental design for a sleeved hose, as shown and described.

(56) **References Cited**


U.S. PATENT DOCUMENTS

2,471,209	A	*	5/1949	Gazdik	138/103
2,700,988	A	*	2/1955	Smisko	285/115
D209,382	S	*	11/1967	Nardone et al.	D7/300.2
D234,463	S	*	3/1975	Ahirot et al.	D23/263
4,215,384	A	*	7/1980	Elson	361/215
4,394,861	A	*	7/1983	Sciortino	128/205.25
D351,015	S	*	9/1994	Caceres et al.	D23/213
D358,195	S	*	5/1995	Tsai	D23/213
D362,935	S	*	10/1995	Lee	D32/35
D413,968	S	*	9/1999	Lester et al.	D23/266
6,202,263	B1	*	3/2001	Harker	24/300
6,409,606	B1	*	6/2002	Nakajima et al.	464/181
6,523,539	B2	*	2/2003	McDonald et al.	128/205.25
6,619,570	B1	*	9/2003	Ericksen et al.	239/532
6,948,527	B2	*	9/2005	Ragner et al.	138/119

DESCRIPTION

FIG. 1 is a top plan view of a sleeved hose;
 FIG. 2 is a bottom plan view thereof;
 FIG. 3 is a left side end view thereof, the right side being a mirror image thereof;
 FIG. 4 is a top plan view of the article in an alternate state of use;
 FIG. 5 is a bottom plan view thereof; and,
 FIG. 6 is a top plan view of the article in an alternate state of use.
 The broken line showing is included for purpose of illustrating portions of the article and forms no part of the claimed design.

1 Claim, 3 Drawing Sheets






FIG. 1




FIG. 2




FIG. 3




FIG. 4

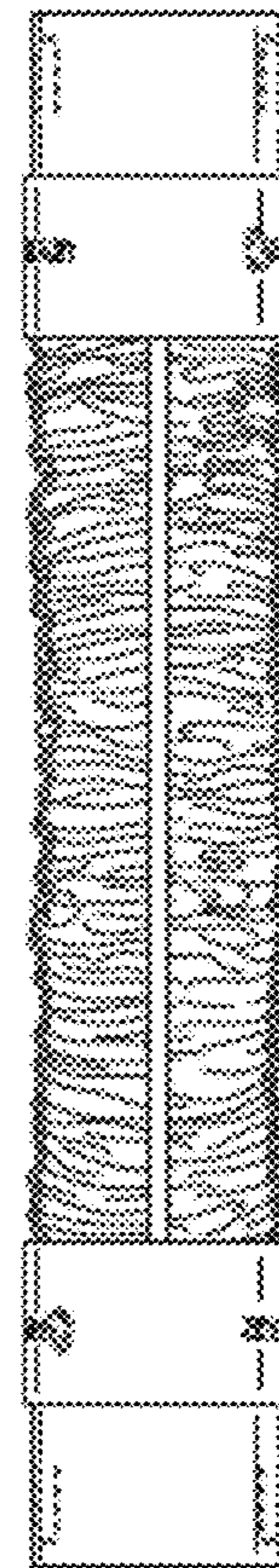


FIG. 5

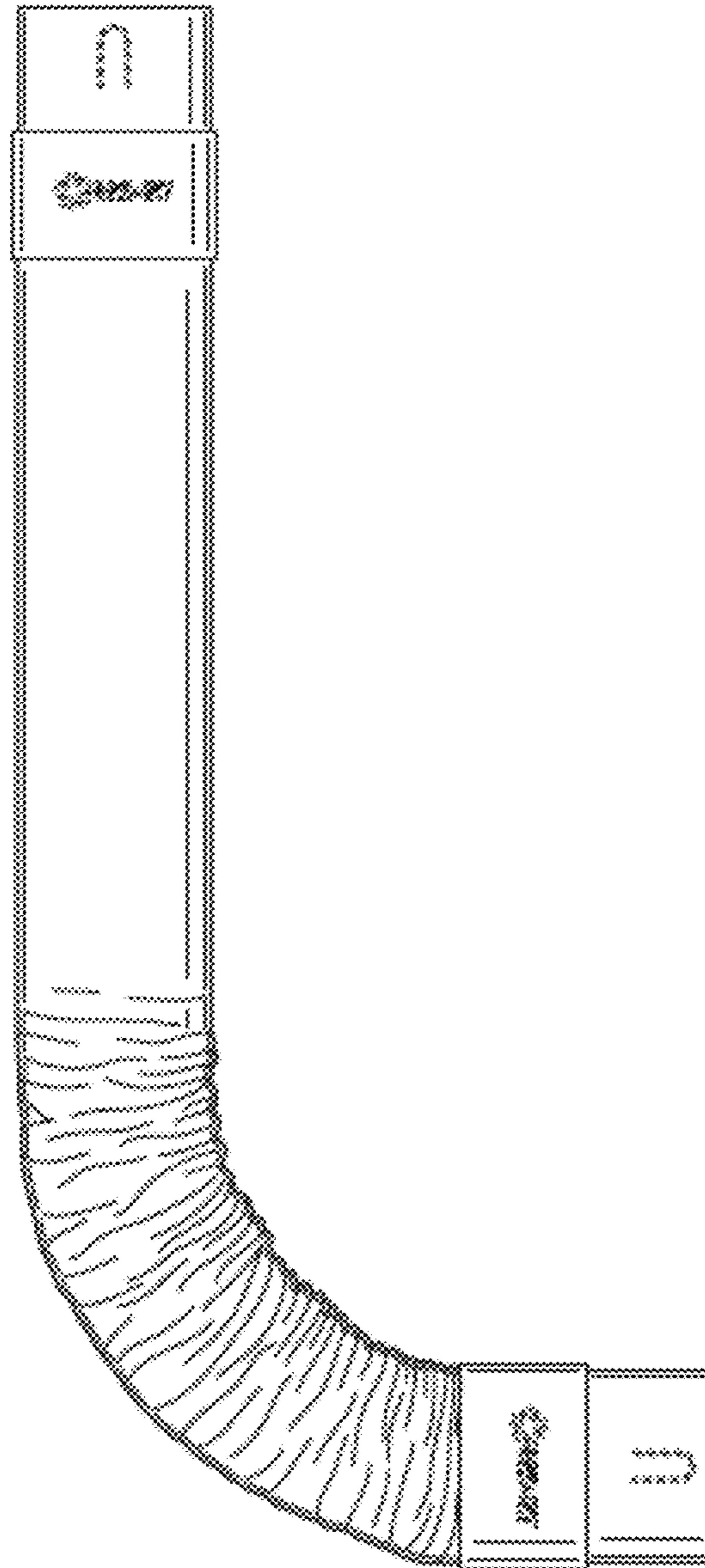


FIG. 6