



US00D733236S

(12) **United States Design Patent**
Serrano et al.

(10) **Patent No.:** **US D733,236 S**
(45) **Date of Patent:** **** Jun. 30, 2015**

- (54) **GOLF CLUB GRIP**
- (71) Applicant: **KARSTEN MANUFACTURING CORPORATION**, Phoenix, AZ (US)
- (72) Inventors: **Anthony D. Serrano**, Anthem, AZ (US);
Xiaojian Chen, Phoenix, AZ (US)
- (73) Assignee: **Karsten Manufacturing Corporation**, Phoenix, AZ (US)
- (**) Term: **14 Years**
- (21) Appl. No.: **29/497,738**
- (22) Filed: **Jul. 28, 2014**
- (51) **LOC (10) Cl.** **21-02**
- (52) **U.S. Cl.**
USPC **D21/756**
- (58) **Field of Classification Search**
USPC D21/756-758
CPC A63B 53/14
See application file for complete search history.

(56) **References Cited**

U.S. PATENT DOCUMENTS

2,218,268	A	*	10/1940	Reid	473/204
D221,345	S	*	8/1971	Dworak	D21/756
D254,926	S		5/1980	Solheim		
D281,991	S		12/1985	Solheim		
D287,527	S		12/1986	Solheim		
D290,730	S		7/1987	Solheim		
D295,207	S	*	4/1988	Mahaffey	D21/756
D315,006	S		2/1991	Solheim		
D333,333	S		2/1993	Solheim		
D345,192	S		3/1994	Solheim		
D357,295	S		4/1995	Solheim		
D362,891	S		10/1995	Solheim		
D391,330	S		2/1998	Solheim		

D399,282	S	*	10/1998	Jarrett	D21/756
D414,233	S		9/1999	Anderson		
D431,851	S		10/2000	Anderson		
D443,322	S	*	6/2001	Henry	D21/756
D494,650	S		8/2004	Petersen		
D512,758	S	*	12/2005	Tuerschmann et al.	D21/756
D522,078	S	*	5/2006	De Gruccio	D21/756
D524,390	S	*	7/2006	Tuerschmann	D21/756
D534,602	S	*	1/2007	Norton et al.	D21/756
D534,603	S	*	1/2007	Norton et al.	D21/756
D534,604	S	*	1/2007	Norton et al.	D21/756
D534,605	S	*	1/2007	Norton et al.	D21/756
D534,606	S	*	1/2007	Norton et al.	D21/756
D534,607	S	*	1/2007	Norton et al.	D21/756
D534,975	S	*	1/2007	Norton et al.	D21/756
D545,388	S		6/2007	Chen		
D548,808	S	*	8/2007	Chen	D21/756
D554,723	S	*	11/2007	Savasky	D21/756
D554,724	S	*	11/2007	Savasky	D21/756

(Continued)

OTHER PUBLICATIONS

Cory S. Bacon, et al., "Golf Club Grip," U.S. Appl. No. 29/481,763, filed Feb. 10, 2014.

Primary Examiner — Mitchell Siegel

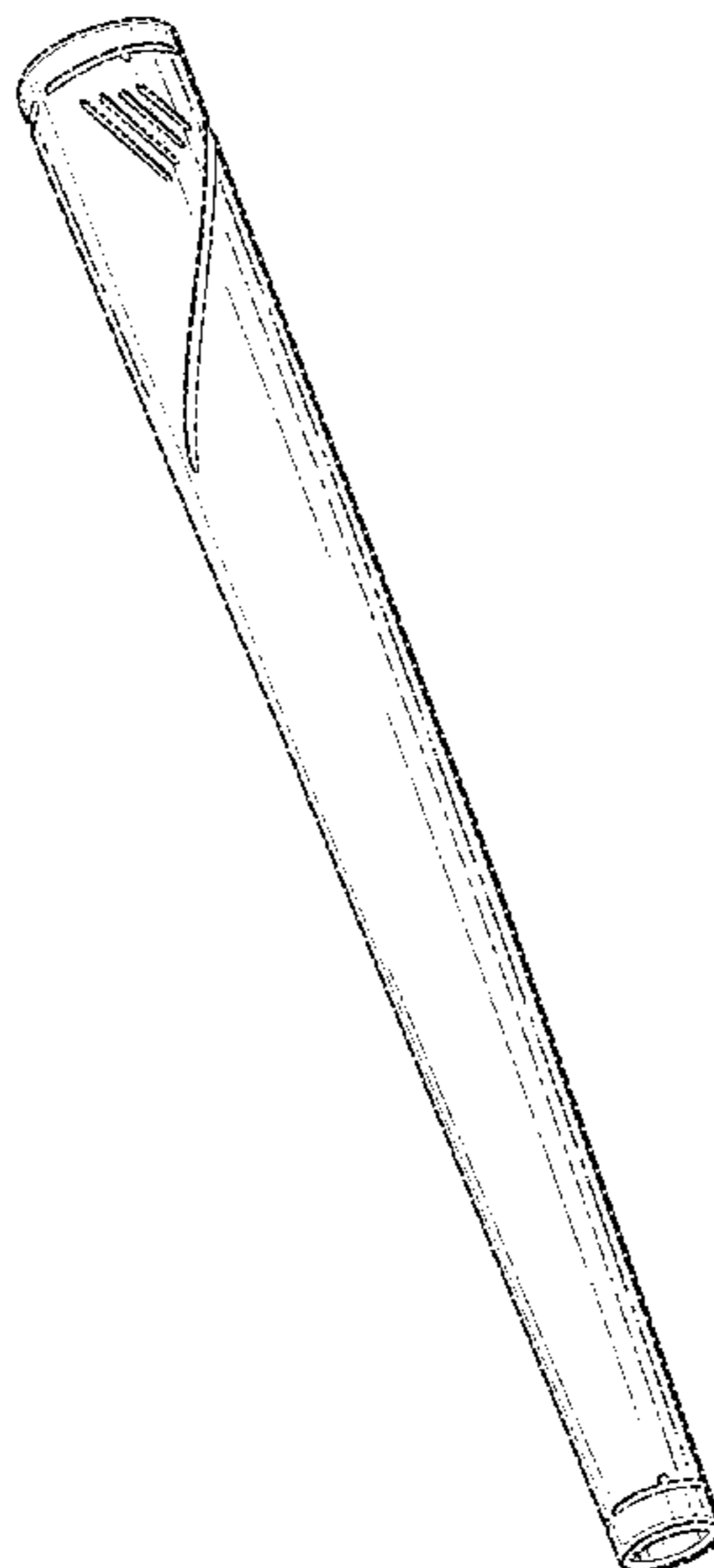
(57) **CLAIM**

The ornamental design for a golf club grip, as shown and described.

DESCRIPTION

FIG. 1 is a side view of a golf club grip;
FIG. 2 is a front view of the golf club grip of FIG. 1;
FIG. 3 is a rear view of the golf club grip of FIG. 1;
FIG. 4 is a bottom plan view of the golf club grip of FIG. 1;
FIG. 5 is a top plan view of the golf club grip of FIG. 1; and,
FIG. 6 is a front perspective view of the golf club grip of FIG. 1.

1 Claim, 2 Drawing Sheets



(56)

References Cited

U.S. PATENT DOCUMENTS

D556,847 S	12/2007	DeVaney	
D562,923 S *	2/2008	DeVaney et al.	D21/756
D562,924 S *	2/2008	DeVaney et al.	D21/756
D576,240 S	9/2008	Chen	
D576,241 S	9/2008	Chen	
D581,001 S	11/2008	Chen	
D581,002 S	11/2008	Chen	
D588,218 S	3/2009	Chen	
D590,465 S *	4/2009	Chen	D21/756
D592,262 S *	5/2009	Devaney et al.	D21/756
D592,263 S *	5/2009	Devaney et al.	D21/756
D592,264 S *	5/2009	Devaney et al.	D21/756
D592,265 S *	5/2009	Devaney et al.	D21/756
D592,266 S *	5/2009	Devaney et al.	D21/756
D592,267 S *	5/2009	Devaney et al.	D21/756
D595,378 S *	6/2009	Devaney et al.	D21/756
D595,379 S *	6/2009	Devaney et al.	D21/756
D595,796 S *	7/2009	Devaney et al.	D21/756
D597,622 S *	8/2009	Devaney et al.	D21/756
D599,871 S	9/2009	Jertson	
D616,516 S	5/2010	Chen	
D626,614 S *	11/2010	Wood et al.	D21/756
D631,118 S	1/2011	Chen	
D634,803 S	3/2011	Chen	
D664,225 S *	7/2012	Lamkin et al.	D21/756
D675,271 S	1/2013	Solheim	
D680,604 S *	4/2013	Garsen	D21/756
D680,605 S *	4/2013	Garsen	D21/756
D681,758 S *	5/2013	Garsen	D21/756
D710,466 S *	8/2014	Bentley et al.	D21/756

* cited by examiner




Fig. 1




Fig. 2




Fig. 3

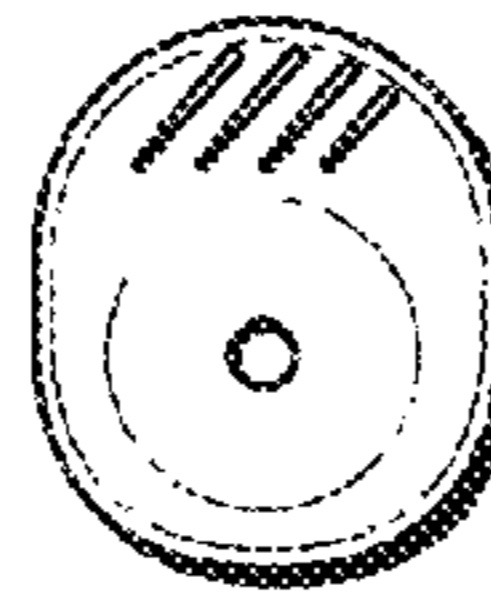


Fig. 5

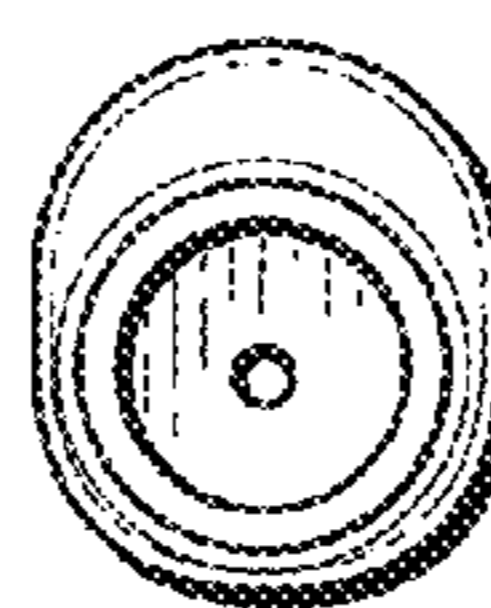


Fig. 4

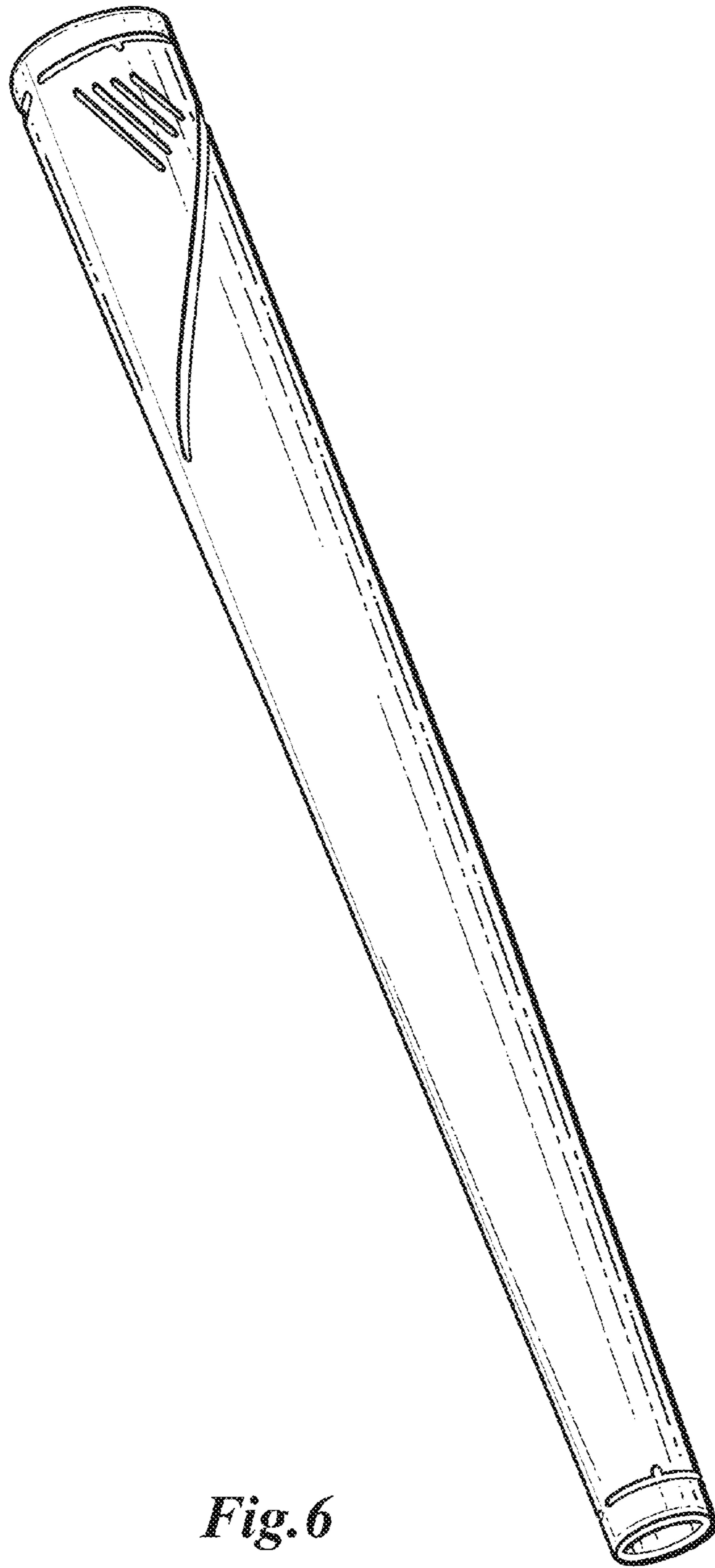


Fig. 6