



US00D733232S

(12) **United States Design Patent**
Li

(10) **Patent No.:** **US D733,232 S**
(45) **Date of Patent:** **** Jun. 30, 2015**

- (54) **LACROSSE STICK HEAD**
- (71) Applicant: **Xiamen Better Sporting Goods Co., Ltd.**, Xiamen (CN)
- (72) Inventor: **Bao Li**, Xiamen (CN)
- (73) Assignee: **XIAMEN BETTER SPORTING GOODS CO., LTD.**, Fujian (CN)
- (**) Term: **14 Years**
- (21) Appl. No.: **29/491,468**
- (22) Filed: **May 21, 2014**
- (51) **LOC (10) Cl.** **21-02**
- (52) **U.S. Cl.**
USPC **D21/724**
- (58) **Field of Classification Search**
USPC D21/722, 724
CPC A63B 59/02; A63B 65/12
See application file for complete search history.

- D692,075 S * 10/2013 Vestuti et al. D21/724
- 8,727,915 B2 * 5/2014 Lignelli et al. 473/513
- D716,881 S * 11/2014 Gait et al. D21/724
- 2015/0011341 A1 * 1/2015 Janisse et al. 473/513

* cited by examiner

Primary Examiner — Mitchell Siegel

(74) *Attorney, Agent, or Firm* — Factor Intellectual Property Law Group, Ltd.

(57) **CLAIM**

The ornamental design for a lacrosse stick head, as shown and described.

DESCRIPTION

FIG. 1 is a front view of the lacrosse stick head showing a new ornamental design thereof;
 FIG. 2 is a bottom view of the lacrosse stick head shown in FIG. 1
 FIG. 3 is a top view of the lacrosse stick head shown in FIG. 1;
 FIG. 4 is a back view of the lacrosse stick head shown in FIG. 1;
 FIG. 5 is a front view of the lacrosse stick head shown in FIG. 1;
 FIG. 6 is a left side view (when viewed from the front) of the lacrosse stick head shown in FIG. 1; and,
 FIG. 7 is a right side view (when viewed from the front) of the lacrosse stick head shown in FIG. 1.

1 Claim, 5 Drawing Sheets

(56) **References Cited**

U.S. PATENT DOCUMENTS

- D297,963 S * 10/1988 Tucker et al. D21/724
- 7,258,634 B2 * 8/2007 Morrow et al. 473/512
- 8,109,846 B2 * 2/2012 Schmidt 473/513
- 8,267,813 B2 * 9/2012 Vestuti et al. 473/513
- 8,267,814 B1 * 9/2012 Kohler et al. 473/513
- 8,282,512 B1 * 10/2012 Winningham et al. 473/513

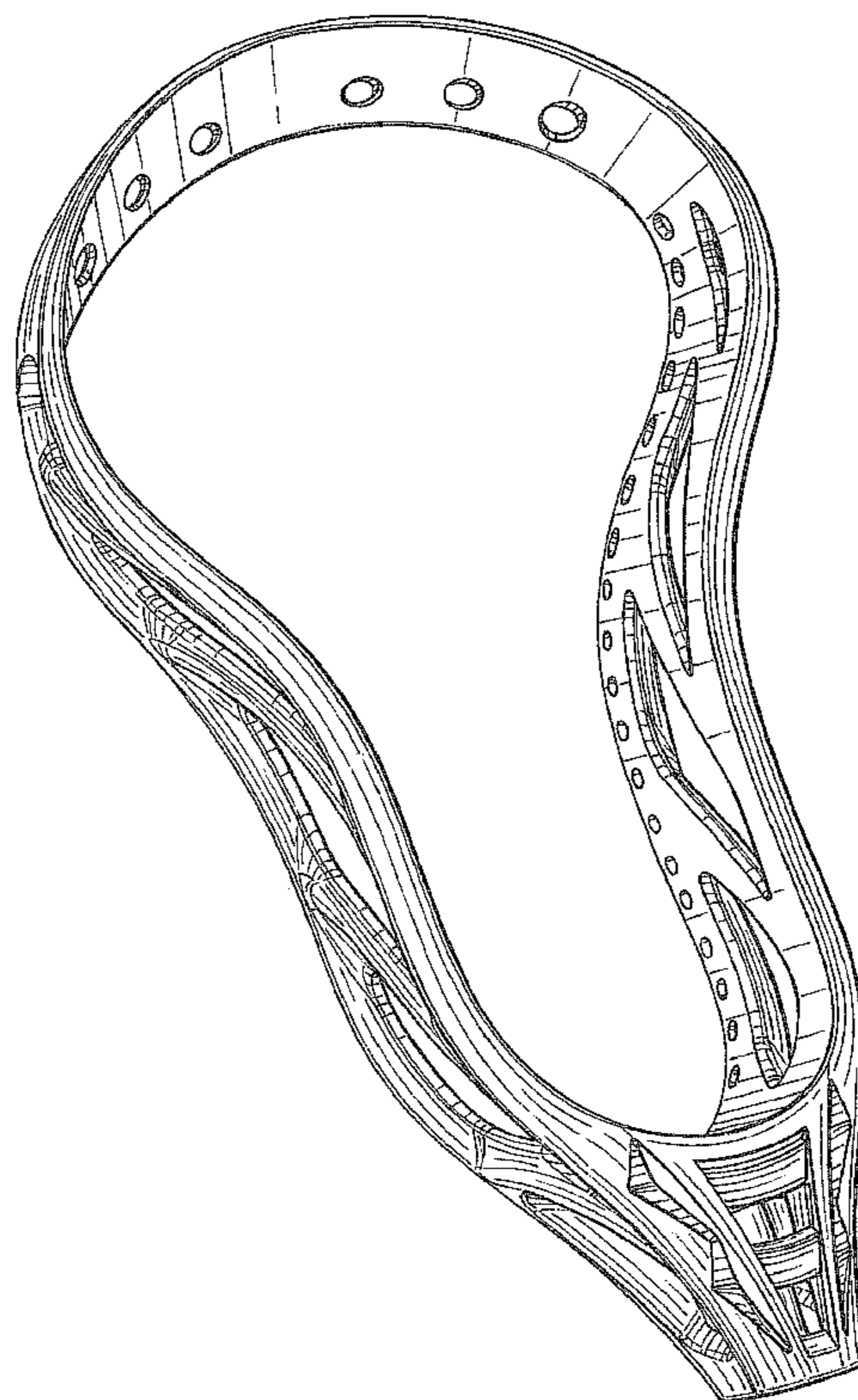


FIG. 1

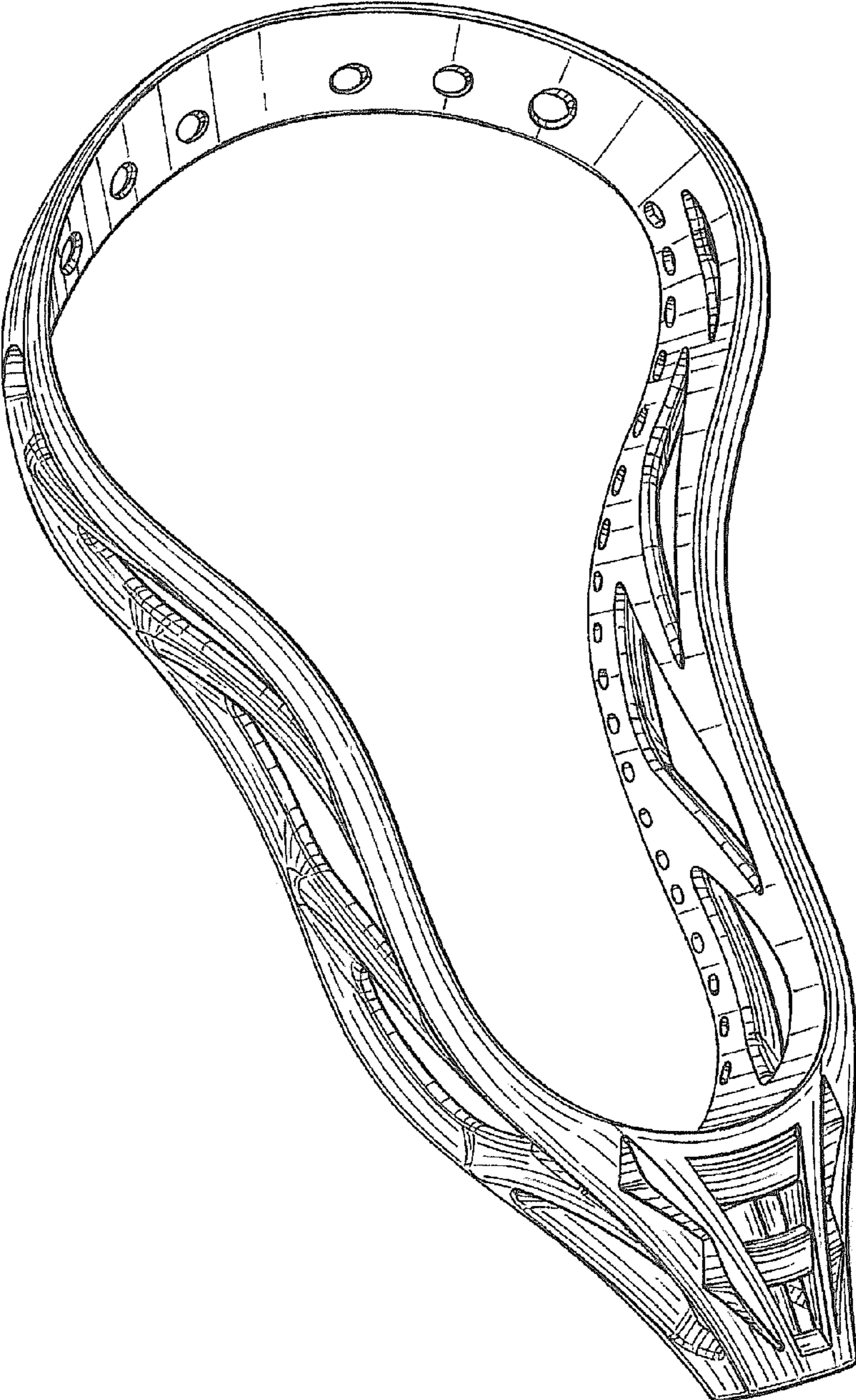


FIG. 2

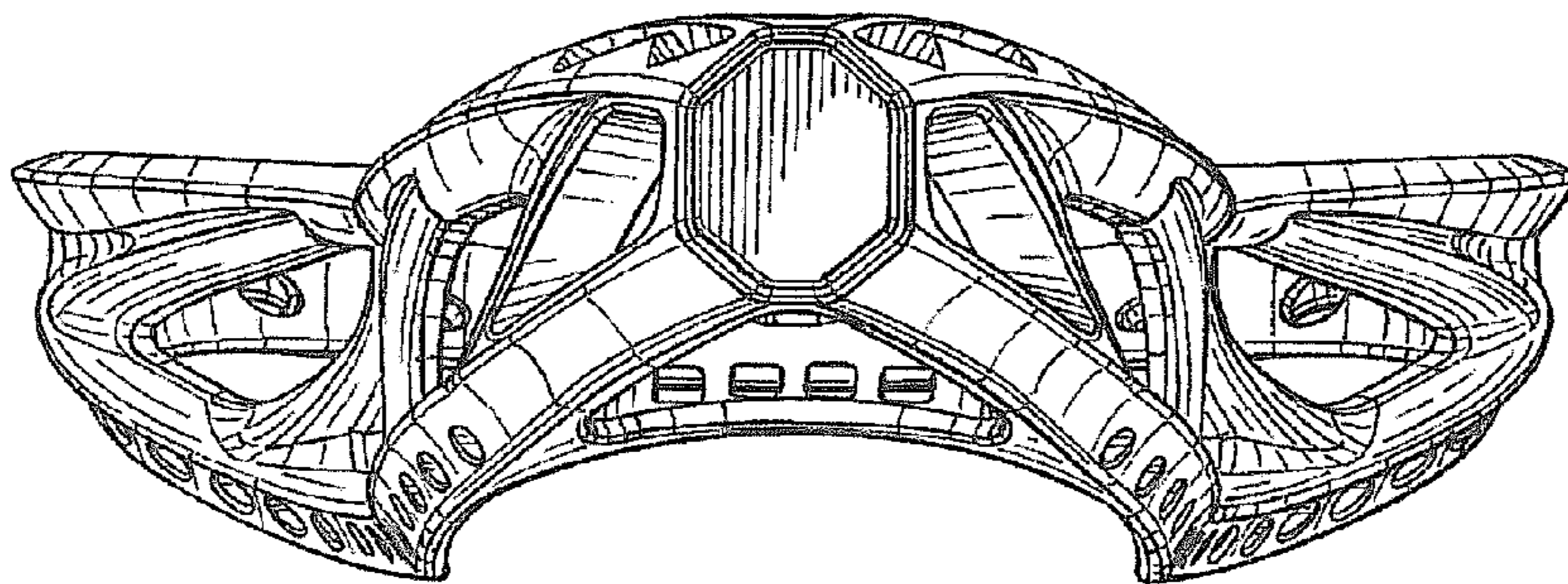


FIG. 3

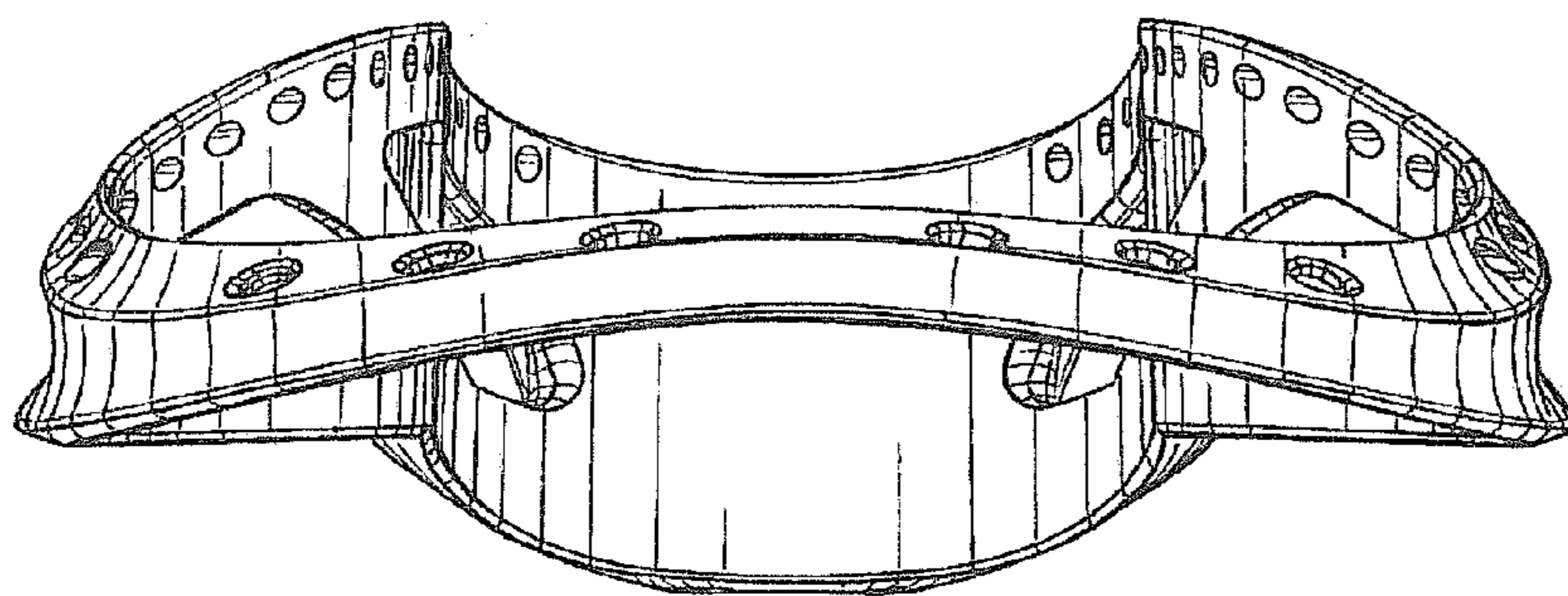


FIG. 4



FIG. 5

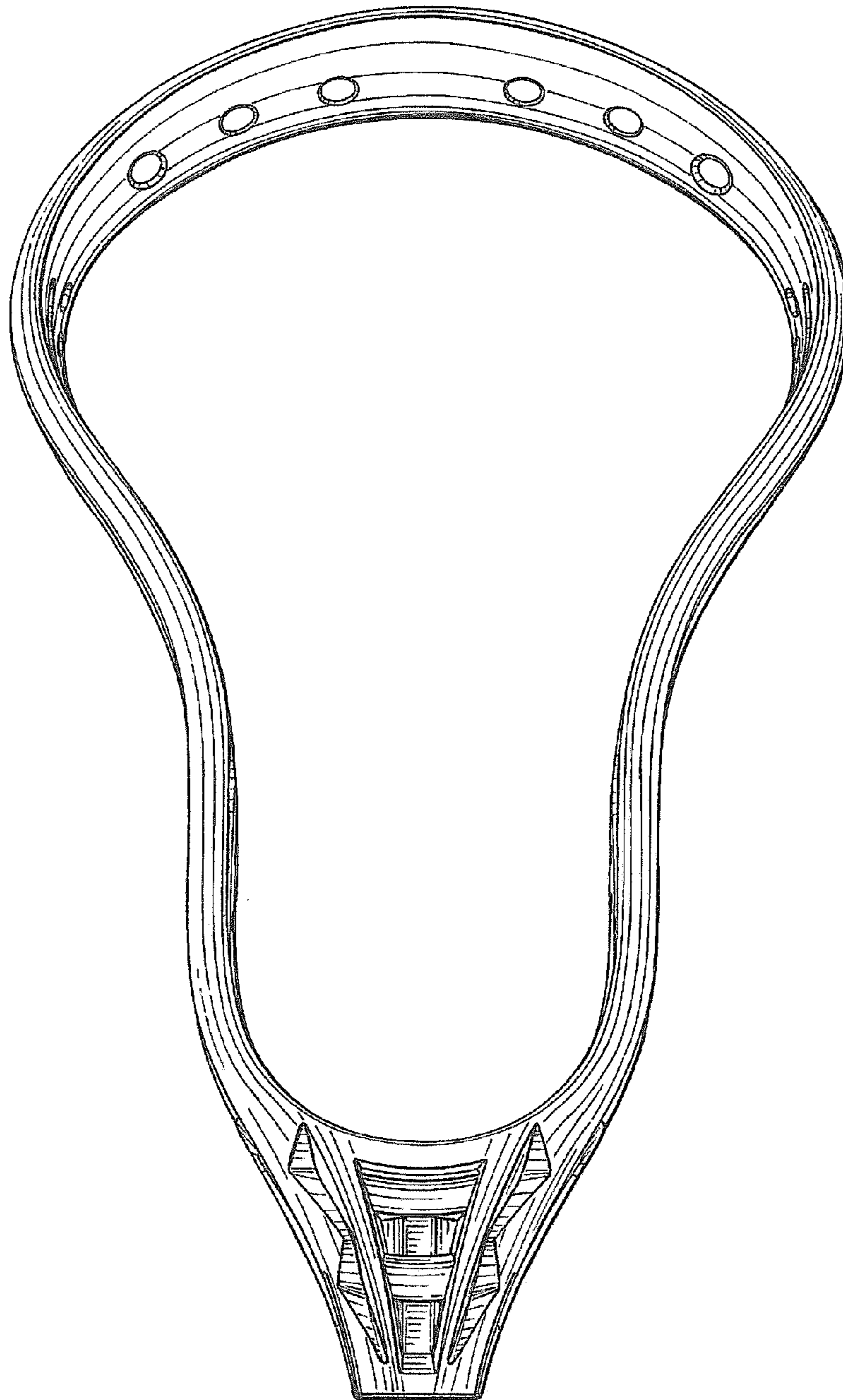


FIG. 6

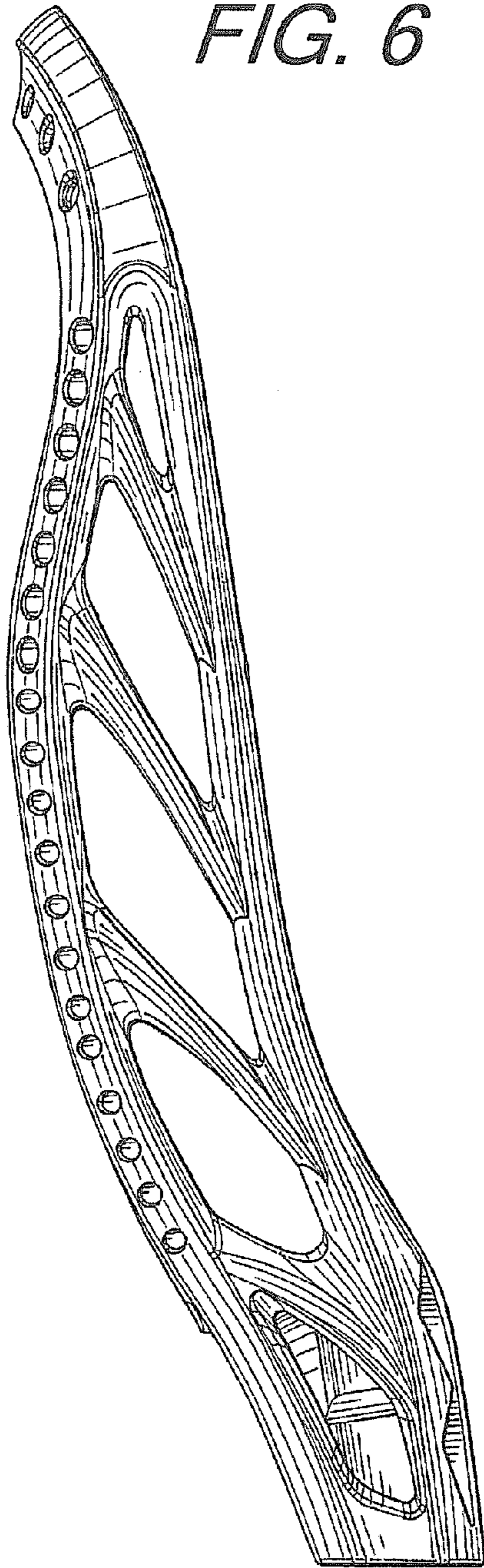


FIG. 7

