



US00D733225S

(12) **United States Design Patent**
Hoeting et al.

(10) **Patent No.:** **US D733,225 S**
(45) **Date of Patent:** **** Jun. 30, 2015**

(54) **DOLL**

(71) Applicant: **Bang Zoom Designs. Ltd.**, Cincinnati, OH (US)

(72) Inventors: **Michael Hoeting**, Cincinnati, OH (US);
Neil Hamilton, Covington, KY (US);
Steven Casino, Fort Thomas, KY (US)

(73) Assignee: **Bang Zoom Design, Ltd.**, Cincinnati, OH (US)

(**) Term: **14 Years**

(21) Appl. No.: **29/494,617**

(22) Filed: **Jun. 23, 2014**

(51) **LOC (10) Cl.** **21-01**

(52) **U.S. Cl.**
USPC **D21/659**

(58) **Field of Classification Search**
USPC D21/621, 622, 625, 630, 631, 639-649,
D21/658-661; 446/268, 360, 361, 376, 379,
446/382-384
CPC A63H 3/02; A63H 3/04; A63H 3/06;
A63H 3/08; A63H 3/10

See application file for complete search history.

(56) **References Cited**

U.S. PATENT DOCUMENTS

D280,839 S * 10/1985 Nihill D21/659
D357,701 S * 4/1995 White D19/59

D404,776 S * 1/1999 Fertig D21/648
D481,770 S * 11/2003 Choy D21/659
D531,234 S * 10/2006 Kitamura D21/621
D658,728 S * 5/2012 Warren D21/621
D689,568 S * 9/2013 Pilgaard et al. D21/658

* cited by examiner

Primary Examiner — Zenia Bennett

(74) *Attorney, Agent, or Firm* — Wood Herron & Evans, LLP

(57) **CLAIM**

The ornamental design for a doll, as shown and described.

DESCRIPTION

FIG. 1 is a front perspective of the right side of a first embodiment of a doll of the invention.

FIG. 2 is a front perspective of the left side of the doll of FIG. 1.

FIG. 3 is a front elevation view of the doll of FIG. 1.

FIG. 4 is a right side elevation view of the doll of FIG. 1.

FIG. 5 is a left side elevation view of the doll of FIG. 1.

FIG. 6 is a rear perspective of the left side of the doll of FIG. 1; and,

FIG. 7 is a rear perspective of the right side of the doll of FIG. 1.

Any elements shown in broken lines form no part of the claimed invention in this application. The broken lines are only shown for environmental purpose only and form no part of the claimed design. The broken lines adjacent to the shaded or sectional portions form an unclaimed boundary of the design.

1 Claim, 7 Drawing Sheets







FIG. 1




FIG. 2




FIG. 3




FIG. 4




FIG. 5

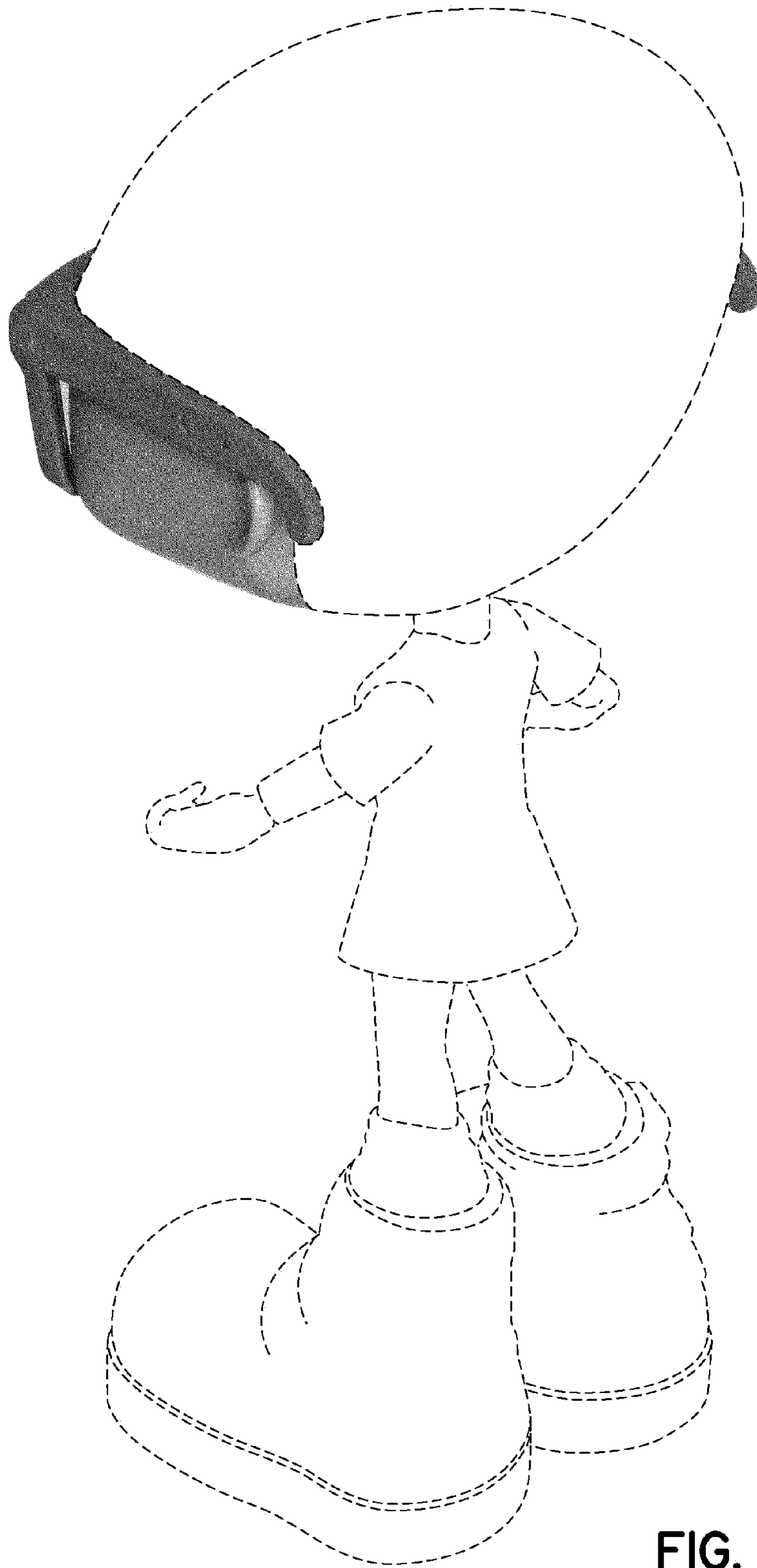


FIG. 6




FIG. 7