

US00D733219S

(12) **United States Design Patent**  
**Li**

(10) **Patent No.:** **US D733,219 S**  
(45) **Date of Patent:** **\*\* Jun. 30, 2015**

(54) **PEN**

(71) Applicant: **Shanghai Lees Manufacturing Co., Ltd.**, Shanghai (CN)

(72) Inventor: **Lei Xin Li**, Shanghai (CN)

(73) Assignee: **Shanghai Lees Manufacturing Co., Ltd.**, Shanghai (CN)

(\*\*) Term: **14 Years**

(21) Appl. No.: **29/494,148**

(22) Filed: **Jun. 18, 2014**

(30) **Foreign Application Priority Data**

Dec. 30, 2013 (CN) ..... 2013 3 0654656

(51) **LOC (10) Cl.** ..... **19-06**

(52) **U.S. Cl.**  
USPC ..... **D19/173**

(58) **Field of Classification Search**  
USPC ..... D14/411; D19/115-204; D26/34, 38  
CPC ..... B43K 5/005; B43K 7/00; B43K 7/01;  
B43K 7/10; B43K 8/02; B43K 8/022; B43K  
8/024; B43K 8/026; B43K 8/028; B43K 8/03;  
B43K 11/00

See application file for complete search history.

(56) **References Cited**

U.S. PATENT DOCUMENTS

D269,189	S	*	5/1983	Sakaoka	.....	D19/48
D314,978	S	*	2/1991	Oka	.....	D19/48
6,273,626	B1	*	8/2001	Yazawa	.....	401/6
D452,877	S	*	1/2002	DeLuca et al.	.....	D19/43
D462,716	S	*	9/2002	Tsuchida et al.	.....	D19/43
D605,699	S	*	12/2009	Li	.....	D19/48
D662,097	S	*	6/2012	Lin	.....	D14/411
D673,610	S	*	1/2013	Takanashi	.....	D19/50
D710,447	S	*	8/2014	Shibata	.....	D19/173
D716,303	S	*	10/2014	Oh et al.	.....	D14/411
D724,148	S	*	3/2015	Bo	.....	D19/173
2005/0100388	A1	*	5/2005	Bedhome et al.	.....	401/35
2011/0129285	A1	*	6/2011	Liu	.....	401/117

\* cited by examiner

*Primary Examiner* — Elizabeth Albert

(74) *Attorney, Agent, or Firm* — JMB Davis Ben-David

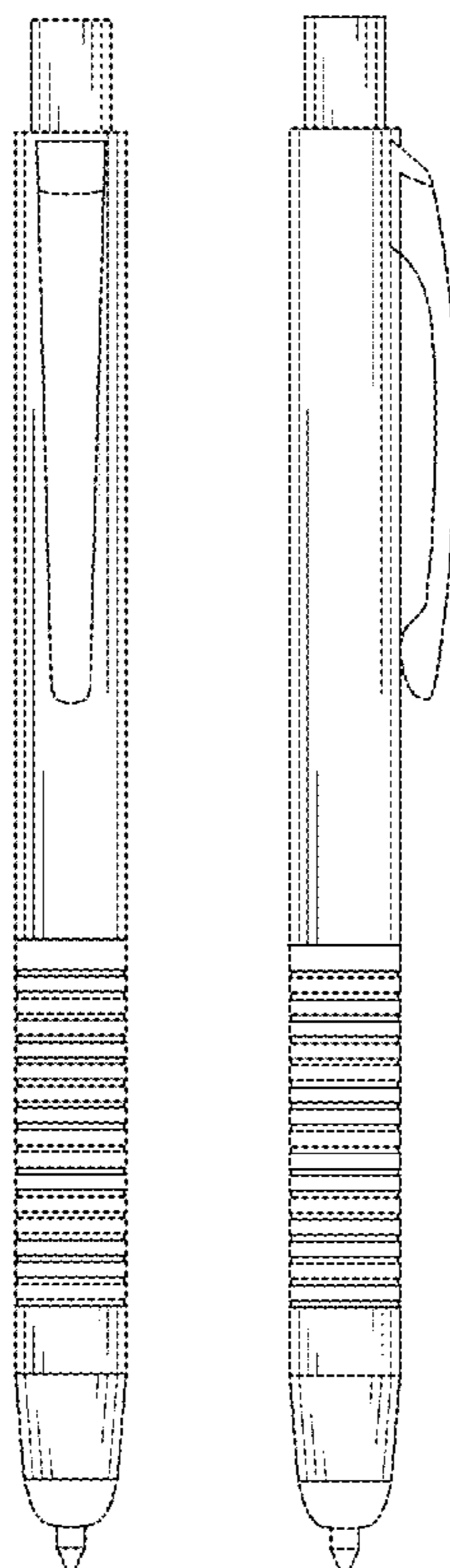
(57) **CLAIM**

The ornamental design for an pen, as shown and described.

**DESCRIPTION**

FIG. 1 is a front, top and left side perspective view of a pen showing my new design;  
FIG. 2 is a front elevational view thereof;  
FIG. 3 is a rear elevational view thereof;  
FIG. 4 is a left side elevational view thereof;  
FIG. 5 is a right side elevational view thereof;  
FIG. 6 is a top plan view thereof; and,  
FIG. 7 is a bottom plan view thereof.

**1 Claim, 4 Drawing Sheets**



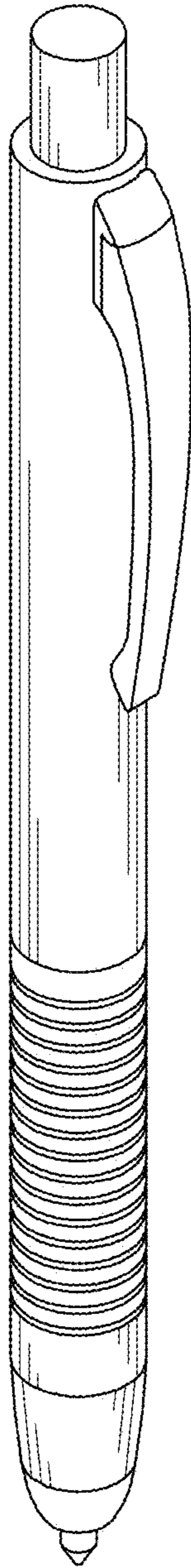


FIG. 1




FIG. 2




FIG. 3




FIG. 4




FIG. 5

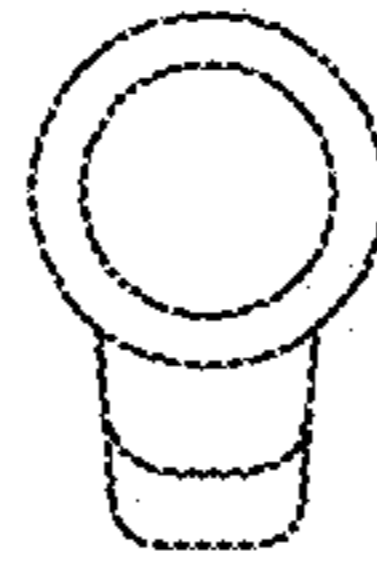


FIG. 6

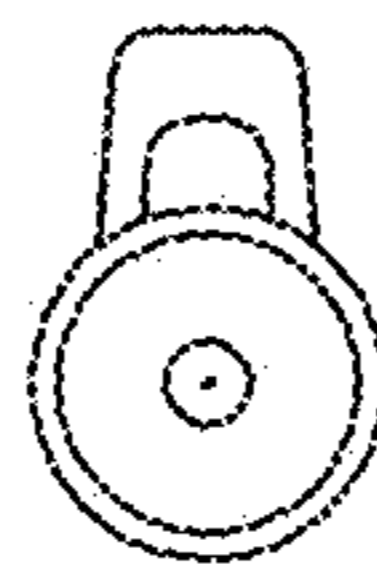


FIG. 7