



US00D733218S

(12) **United States Design Patent**
Baker et al.

(10) **Patent No.:** **US D733,218 S**
(45) **Date of Patent:** **** Jun. 30, 2015**

- (54) **CHART HOLDER**
 - (71) Applicants: **Jeff Baker**, Orlando, FL (US); **Mark Bunker**, Orlando, FL (US); **Seth Freytag**, Winter Springs, FL (US); **Craig Baker**, Lebanon, OH (US)
 - (72) Inventors: **Jeff Baker**, Orlando, FL (US); **Mark Bunker**, Orlando, FL (US); **Seth Freytag**, Winter Springs, FL (US); **Craig Baker**, Lebanon, OH (US)
 - (73) Assignee: **Promising Ground, LLC**, Orlando, FL (US)
 - (**) Term: **14 Years**
 - (21) Appl. No.: **29/439,419**
 - (22) Filed: **Dec. 11, 2012**
 - (51) **LOC (10) Cl.** **19-04**
 - (52) **U.S. Cl.**
USPC **D19/27**
 - (58) **Field of Classification Search**
USPC D19/26, 27, 100, 9, 10, 32, 90, 86, 99, D19/20, 21, 25; D3/247, 249, 300, 325; D14/250, 251, 436, 435; 281/3.1, 15.1, 281/42, 45, 51, 20, 21.1, 27.1, 29; 402/1, 402/80 R, 3, 19, 57; D9/711, 499; 462/71, 462/75, 76, 84; 40/649, 109; 206/39, 308.1, 206/308.3
- See application file for complete search history.

- (56) **References Cited**
U.S. PATENT DOCUMENTS
- | | | | | |
|-----------|-----|---------|-------------|---------|
| 761,119 | A * | 5/1904 | Weston, Jr. | 40/649 |
| 864,984 | A * | 9/1907 | McPhee | 40/530 |
| 889,950 | A * | 6/1908 | Morrison | 206/39 |
| 1,175,652 | A * | 3/1916 | Marquette | 40/649 |
| D59,503 | S * | 10/1921 | Mendelsohn | D6/509 |
| 3,324,918 | A * | 6/1967 | Miller | 150/149 |

3,441,195	A *	4/1969	Johnson	206/424
3,860,248	A *	1/1975	Hunt et al.	206/308.3
3,958,690	A *	5/1976	Gee, Sr.	206/232
D260,323	S *	8/1981	Johnson	D6/407
D268,118	S *	3/1983	Herr et al.	D19/22
D269,187	S *	5/1983	Petersen	D19/32
D290,025	S *	5/1987	Cole	D20/27
4,700,840	A *	10/1987	Haddock	206/449
D299,888	S *	2/1989	Maxwell	D6/407
D307,242	S *	4/1990	Horton	D9/711
D350,124	S *	8/1994	Nakaizumi	D6/407
D356,830	S *	3/1995	Messier	D19/90
5,477,631	A *	12/1995	Hewitt	40/605
D381,834	S *	8/1997	Potter et al.	D6/409
D389,851	S *	1/1998	Noda	D16/236
D392,952	S *	3/1998	Nakaizumi	D6/407
5,988,374	A *	11/1999	Funawatari et al.	206/308.1
D418,692	S *	1/2000	Funawatari et al.	D6/407
6,050,014	A *	4/2000	Ohlson	40/649
6,095,327	A *	8/2000	Ikebe et al.	206/308.3
D451,501	S *	12/2001	Sward et al.	D14/242
D477,909	S *	8/2003	Harris	D3/247

(Continued)

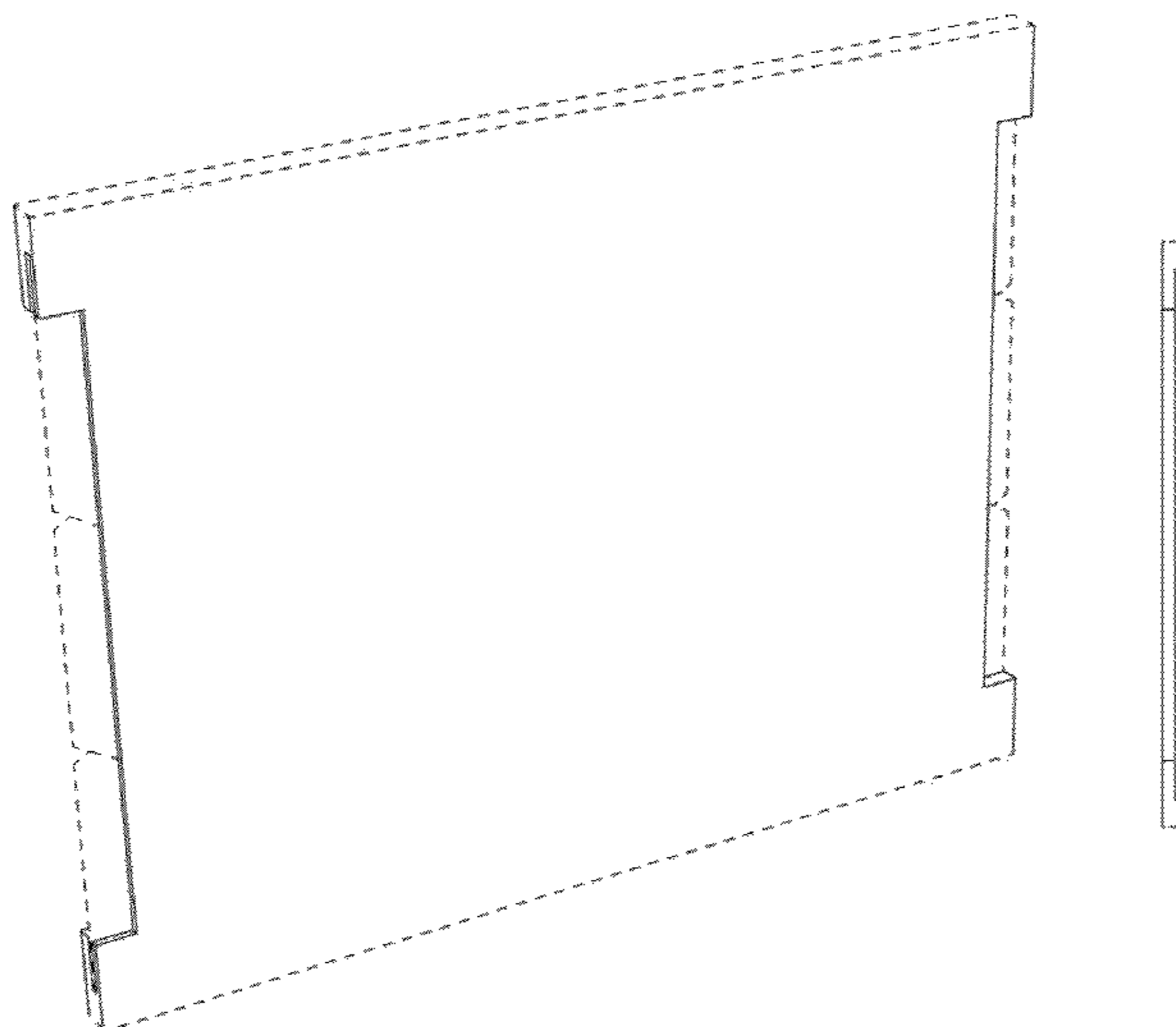
Primary Examiner — Sheryl Lane
Assistant Examiner — Ieisha Price
 (74) *Attorney, Agent, or Firm* — Timothy H. Van Dyke; Beusse, Wolter, Sanks & Maire, P.A.

(57) **CLAIM**
 The ornamental design for a chart holder, as shown and described.

DESCRIPTION

FIG. 1 is a perspective, front view of a chart holder.
 FIG. 2 is a front view of a chart holder.
 FIG. 3 is a side, elevational view of a chart holder.
 FIG. 4 is a side, elevational view of a chart holder.
 FIG. 5 is a top view of a chart holder.
 FIG. 6 is a bottom view of a chart holder; and,
 FIG. 7 is a back view of a chart holder.
 The broken lines in the drawings illustrate portions of the chart holder and form no part of the claimed design.

1 Claim, 2 Drawing Sheets



(56)

References Cited

U.S. PATENT DOCUMENTS

D523,860 S *	6/2006	Xu et al.	D14/436	D632,297 S *	2/2011	Berntsen	D14/435
D569,346 S *	5/2008	Wu et al.	D13/147	D632,695 S *	2/2011	Berntsen	D14/435
D570,291 S *	6/2008	Zhang	D13/147	D634,781 S *	3/2011	Hertrich, Jr.	D19/26
D581,267 S *	11/2008	Tearle	D9/432	D646,322 S *	10/2011	Hertrich, Jr.	D19/26
D615,983 S *	5/2010	Aoki	D14/436	D658,185 S *	4/2012	Aoki	D14/436
				2004/0041024 A1 *	3/2004	Liu et al.	235/441
				2004/0177541 A1 *	9/2004	Malecker	40/611.06

* cited by examiner

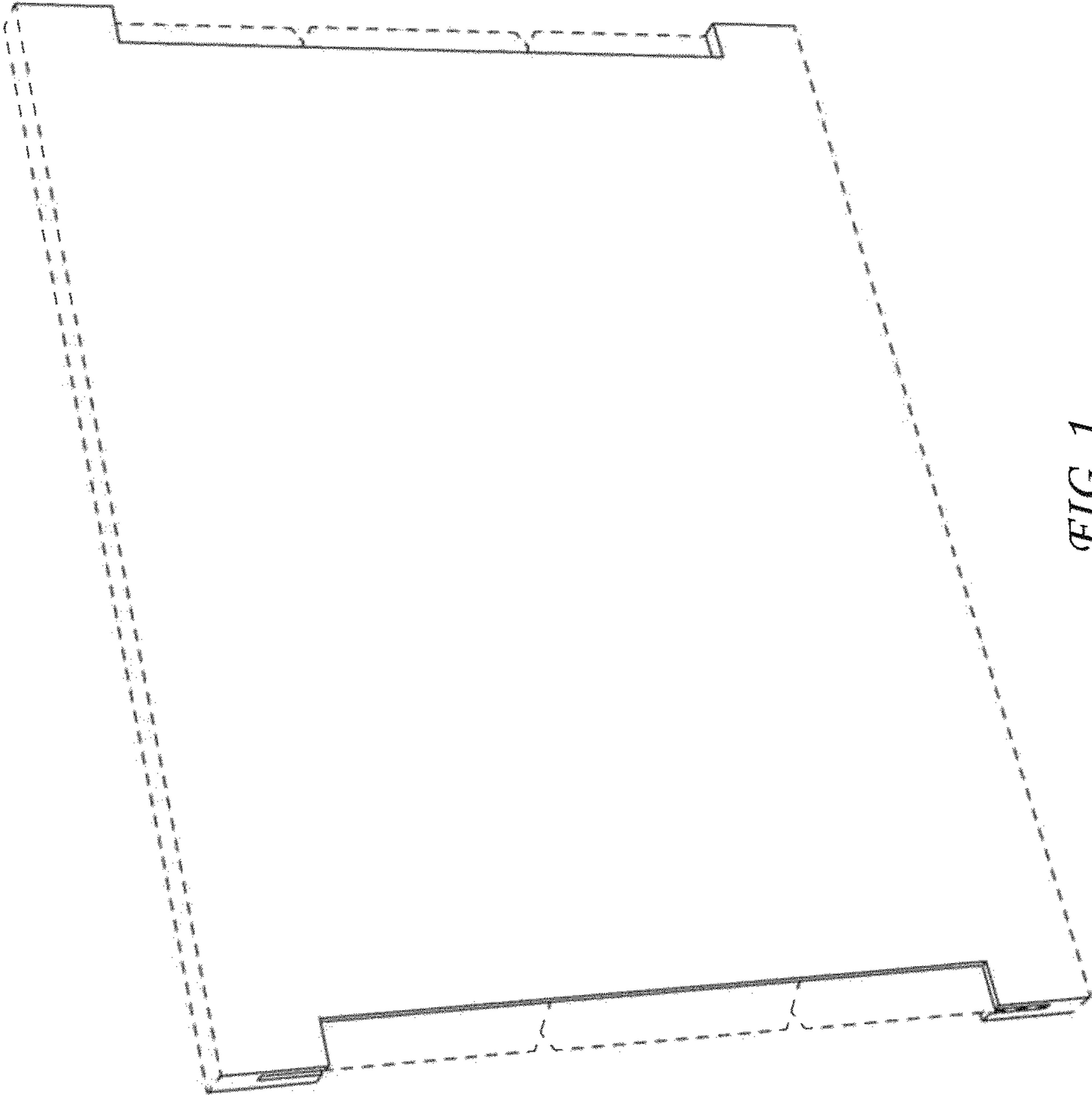


FIG. 1

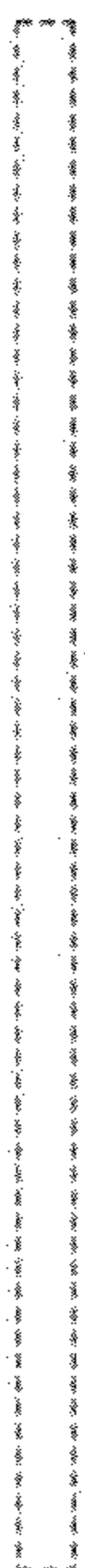


FIG. 5




FIG. 3




FIG. 2




FIG. 4




FIG. 7




FIG. 6