



US00D733213S

(12) **United States Design Patent**
Stables

(10) **Patent No.:** **US D733,213 S**
(45) **Date of Patent:** **** Jun. 30, 2015**

- (54) **EYEWEAR**
- (71) Applicant: **Paul Stables**, Austin, TX (US)
- (72) Inventor: **Paul Stables**, Austin, TX (US)
- (73) Assignee: **Lava Limited**, Tsuen Wan (HK)
- (**) Term: **14 Years**
- (21) Appl. No.: **29/478,228**
- (22) Filed: **Jan. 2, 2014**
- (51) **LOC (10) Cl.** **16-06**
- (52) **U.S. Cl.**
USPC **D16/326; D16/335**
- (58) **Field of Classification Search**
USPC D16/101, 300–342, 900; D29/109–110;
351/41, 44–46, 51–52, 62, 158, 92,
351/103–123, 140–153, 63, 59, 156; 2/13,
2/15, 426–432, 447–449, 441, 434–437;
D21/483, 659–661
CPC G02C 2200/08; G02C 1/06; G02C 11/02;
G02C 11/04
See application file for complete search history.

(56) **References Cited**
U.S. PATENT DOCUMENTS

D513,518 S	1/2006	Stables	
D515,617 S *	2/2006	Stables	D16/321
D537,467 S *	2/2007	Teng	D16/326
D539,831 S *	4/2007	Hsu	D16/326
D590,006 S	4/2009	Lane et al.	
D600,270 S	9/2009	Flanagan	

D630,672 S	1/2011	Hardy	
D640,731 S *	6/2011	Stables	D16/326
D643,869 S *	8/2011	Stables	D16/326
D645,495 S	9/2011	Hardy	
D650,825 S *	12/2011	Yee et al.	D16/326
D652,442 S *	1/2012	Yee et al.	D16/326
D659,182 S *	5/2012	Shin et al.	D16/326
D668,706 S	10/2012	Huang	
D682,918 S	5/2013	Stables	
D682,922 S *	5/2013	Stables	D16/326
D683,389 S *	5/2013	Stables	D16/326
D692,047 S *	10/2013	Shin	D16/325
D700,933 S *	3/2014	Shin	D16/326

* cited by examiner

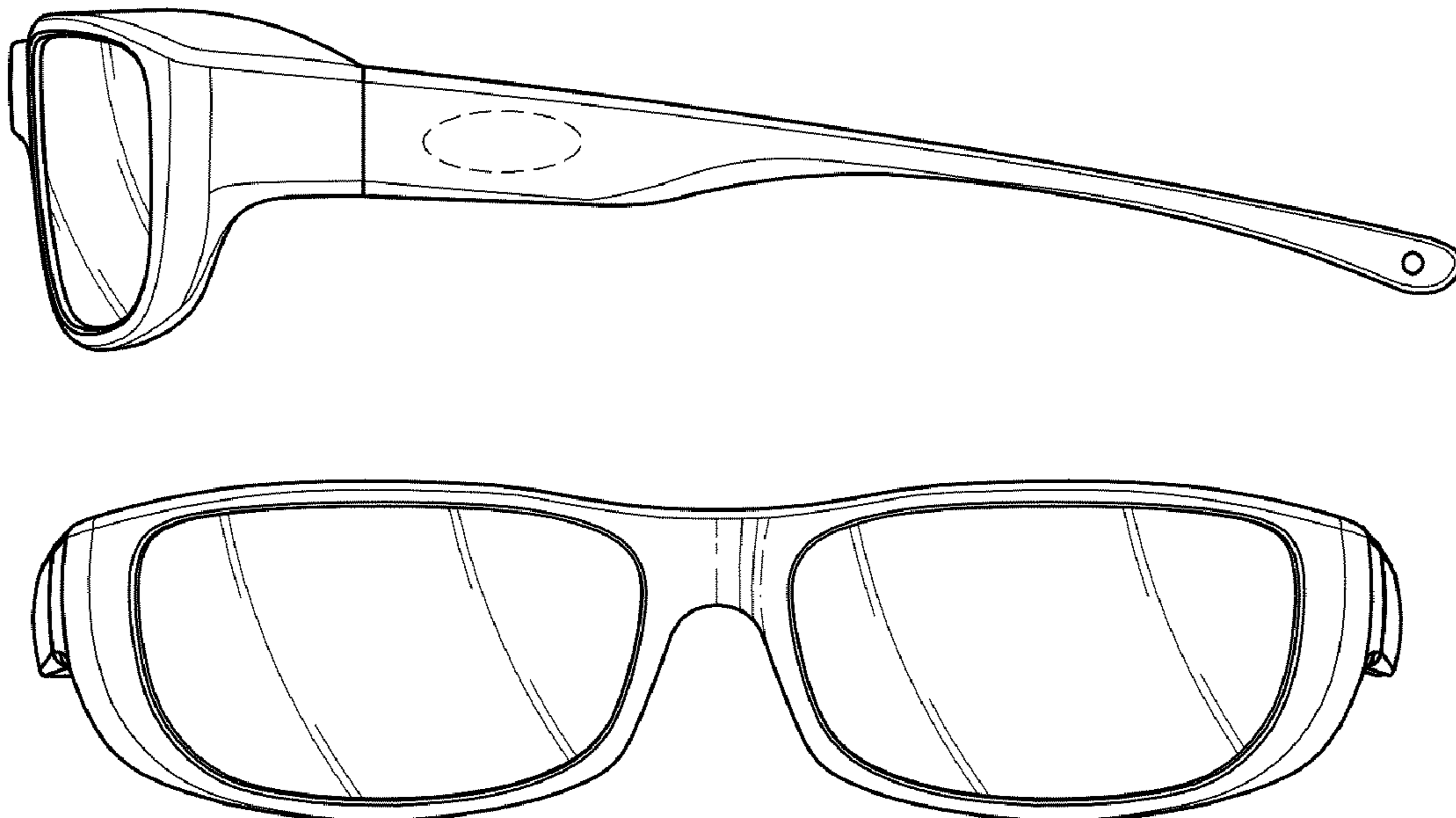
Primary Examiner — Raphael Barkai
(74) *Attorney, Agent, or Firm* — Joseph G. Swan, P.C.

(57) **CLAIM**
The ornamental design for eyewear, as shown and described.

DESCRIPTION

FIG. 1 is a top left perspective view of eyewear according to the present invention.
 FIG. 2 is a left side elevational view of the eyewear, with the right side elevational view being a mirror image of the left side elevational view.
 FIG. 3 is a top plan view of the eyewear.
 FIG. 4 is a front elevational view of the eyewear.
 FIG. 5 is a bottom plan view of the eyewear; and,
 FIG. 6 is a rear elevational view of the eyewear.
 The portions shown in broken lines are solely for the purpose of illustrating context, environment or other unclaimed areas and form no part of the claimed design.

1 Claim, 3 Drawing Sheets



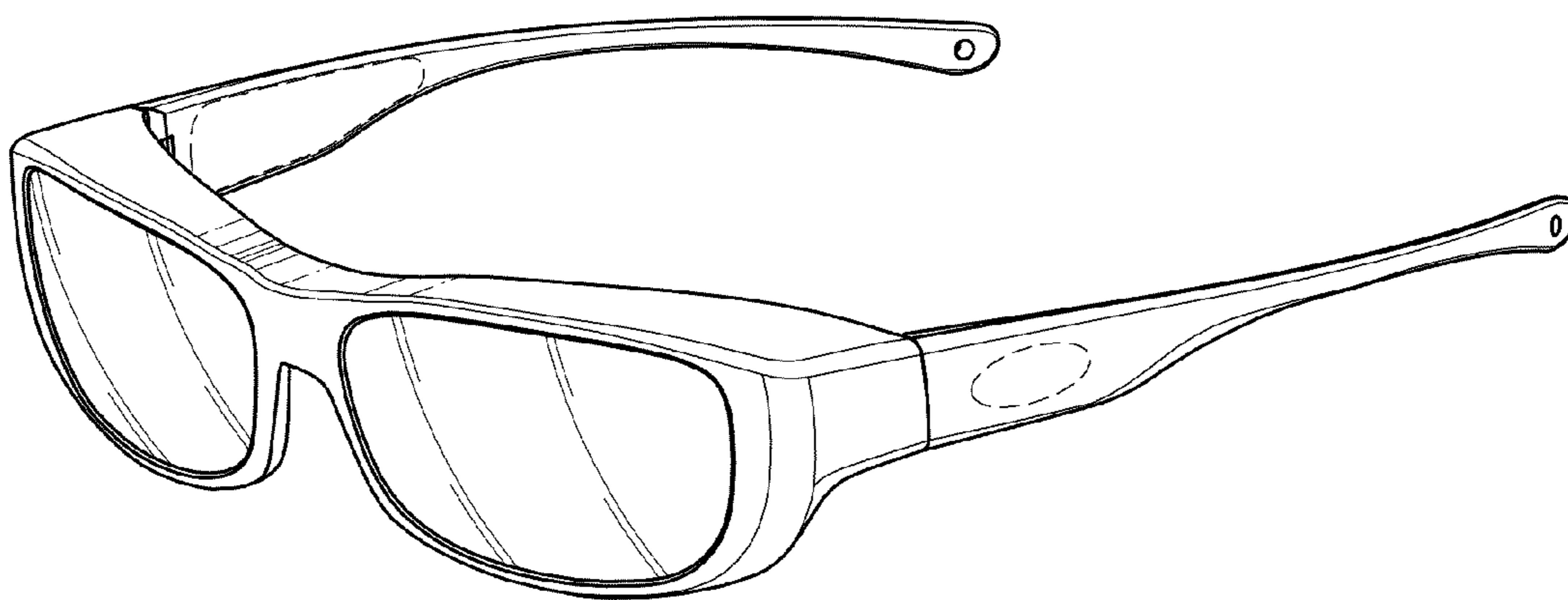


FIG. 1




FIG. 2

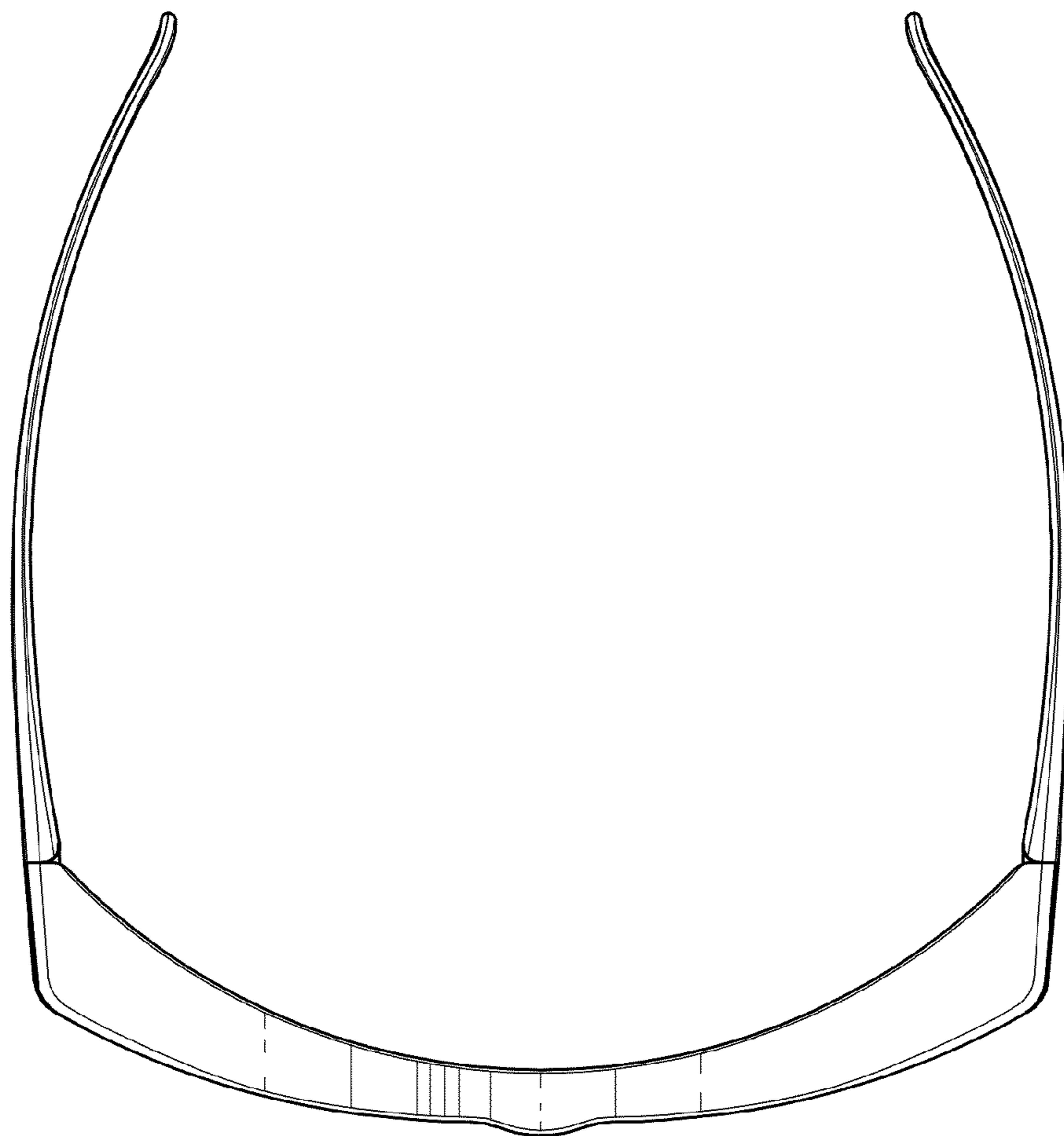


FIG. 3

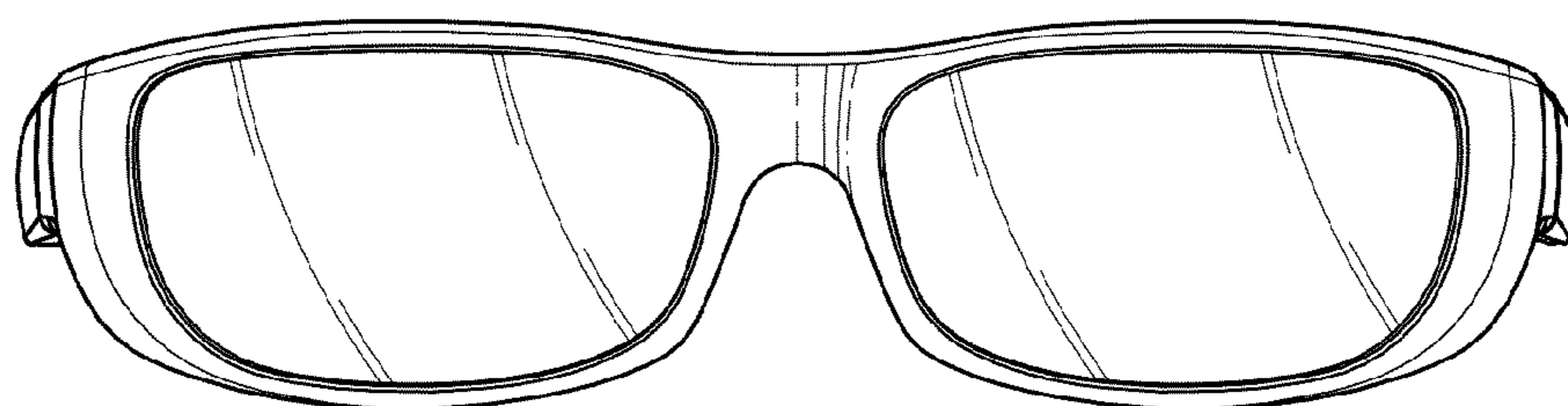


FIG. 4

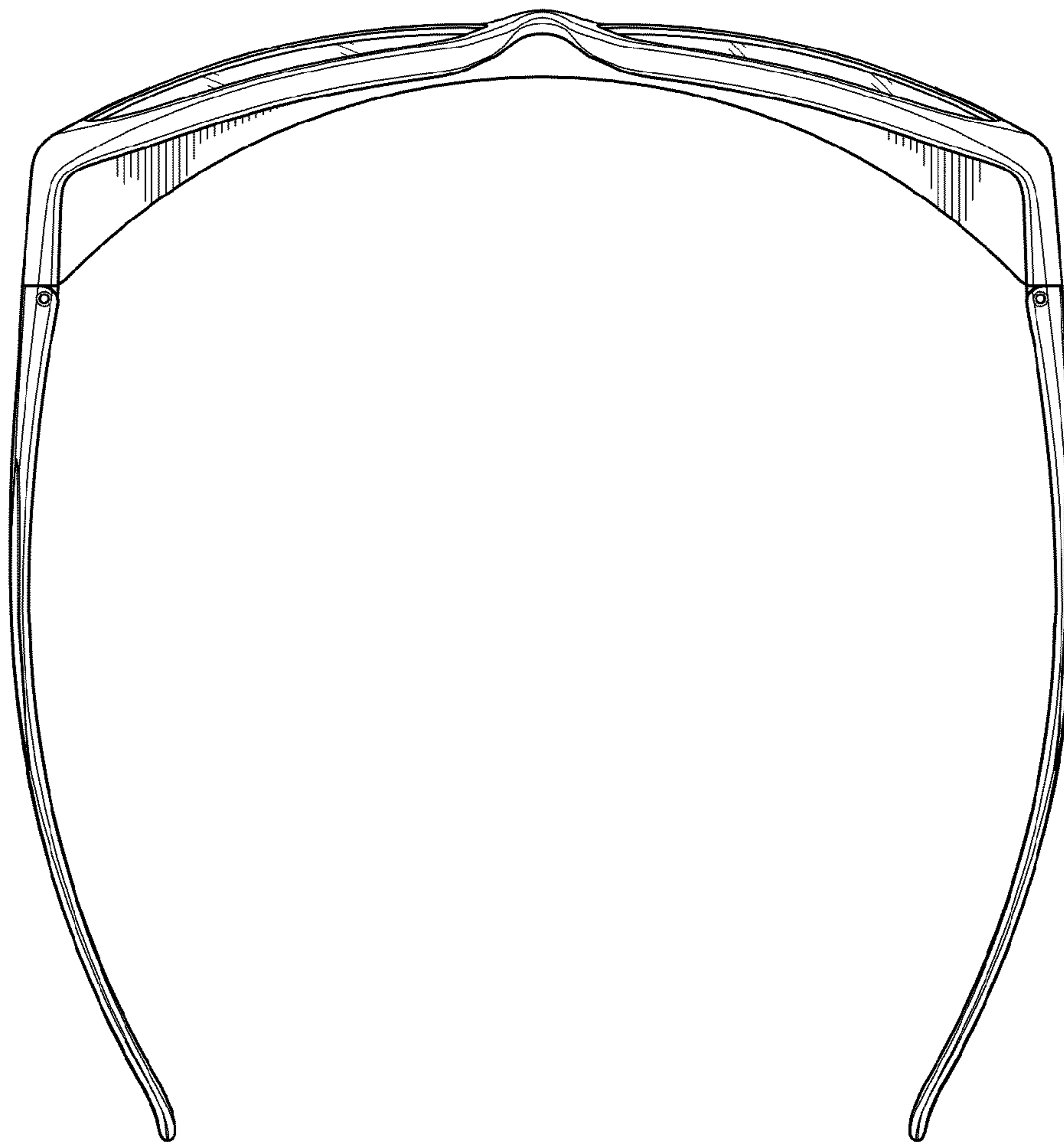


FIG. 5

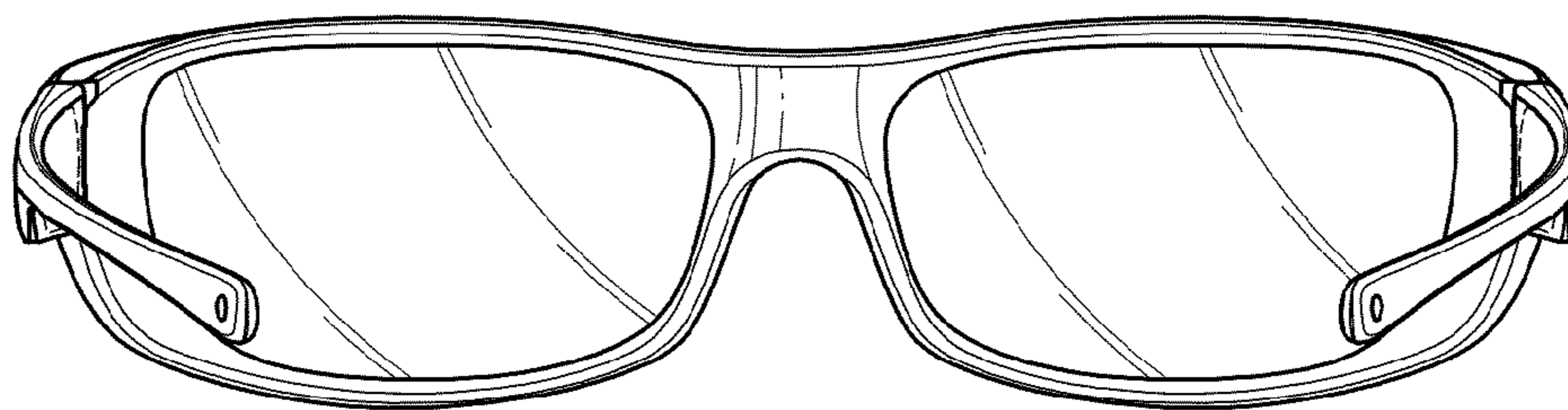


FIG. 6