



US00D733212S

(12) **United States Design Patent**  
**Stables**

(10) **Patent No.:** **US D733,212 S**  
(45) **Date of Patent:** **\*\* Jun. 30, 2015**

- (54) **EYEWEAR**
- (71) Applicant: **Paul Stables**, Austin, TX (US)
- (72) Inventor: **Paul Stables**, Austin, TX (US)
- (73) Assignee: **Lava Limited**, Tsuen Wan (HK)
- (\*\*) Term: **14 Years**
- (21) Appl. No.: **29/478,225**
- (22) Filed: **Jan. 2, 2014**
- (51) **LOC (10) Cl.** ..... **16-06**
- (52) **U.S. Cl.**  
USPC ..... **D16/326; D16/335**
- (58) **Field of Classification Search**  
USPC ..... D16/101, 300–342, 900; D29/109–110;  
351/41, 44–46, 51–52, 62, 158, 92,  
351/103–123, 140–153, 63, 59, 156; 2/13,  
2/15, 426–432, 447–449, 441, 434–437;  
D21/483, 659–661  
CPC ..... G02C 2200/08; G02C 1/06; G02C 11/02;  
G02C 11/04  
See application file for complete search history.

D590,434 S *	4/2009	Lane et al.	.....	D16/326
D604,758 S *	11/2009	Rohrbach et al.	.....	D16/326
D606,579 S	12/2009	Stables		
D630,672 S	1/2011	Hardy		
D645,075 S	9/2011	Markovitz et al.		
D645,497 S	9/2011	Hardy		
D650,825 S *	12/2011	Yee et al.	.....	D16/326
D652,442 S *	1/2012	Yee et al.	.....	D16/326
D659,182 S *	5/2012	Shin et al.	.....	D16/326
D667,866 S	9/2012	Lombardi et al.		
D676,479 S *	2/2013	Yoo	.....	D16/326
D682,919 S	5/2013	Stables		
D682,922 S *	5/2013	Stables	.....	D16/326
D692,047 S *	10/2013	Shin	.....	D16/325
D700,933 S *	3/2014	Shin	.....	D16/326

\* cited by examiner

*Primary Examiner* — Raphael Barkai  
(74) *Attorney, Agent, or Firm* — Joseph G. Swan, P.C.

(57) **CLAIM**  
The ornamental design for eyewear, as shown and described.

**DESCRIPTION**

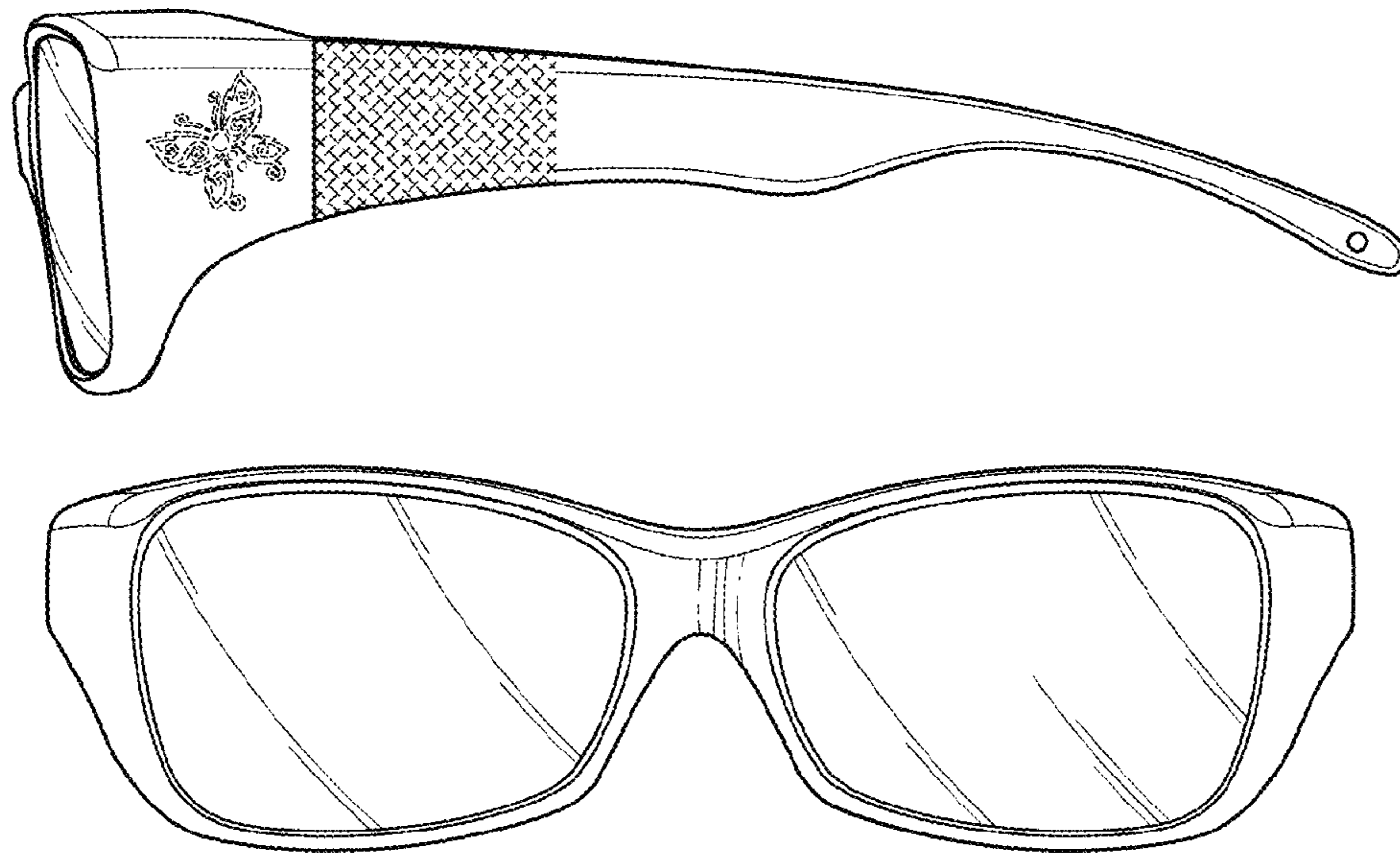
FIG. 1 is a top left perspective view of eyewear according to the present invention.  
FIG. 2 is a left side elevational view of the eyewear, with the right side elevational view being a mirror image of the left side elevational view.  
FIG. 3 is a top plan view of the eyewear.  
FIG. 4 is a front elevational view of the eyewear.  
FIG. 5 is a bottom plan view of the eyewear; and,  
FIG. 6 is a rear elevational view of the eyewear.  
The portions shown in broken lines are solely for the purpose of illustrating context, environment or other unclaimed areas and form no part of the claimed design.

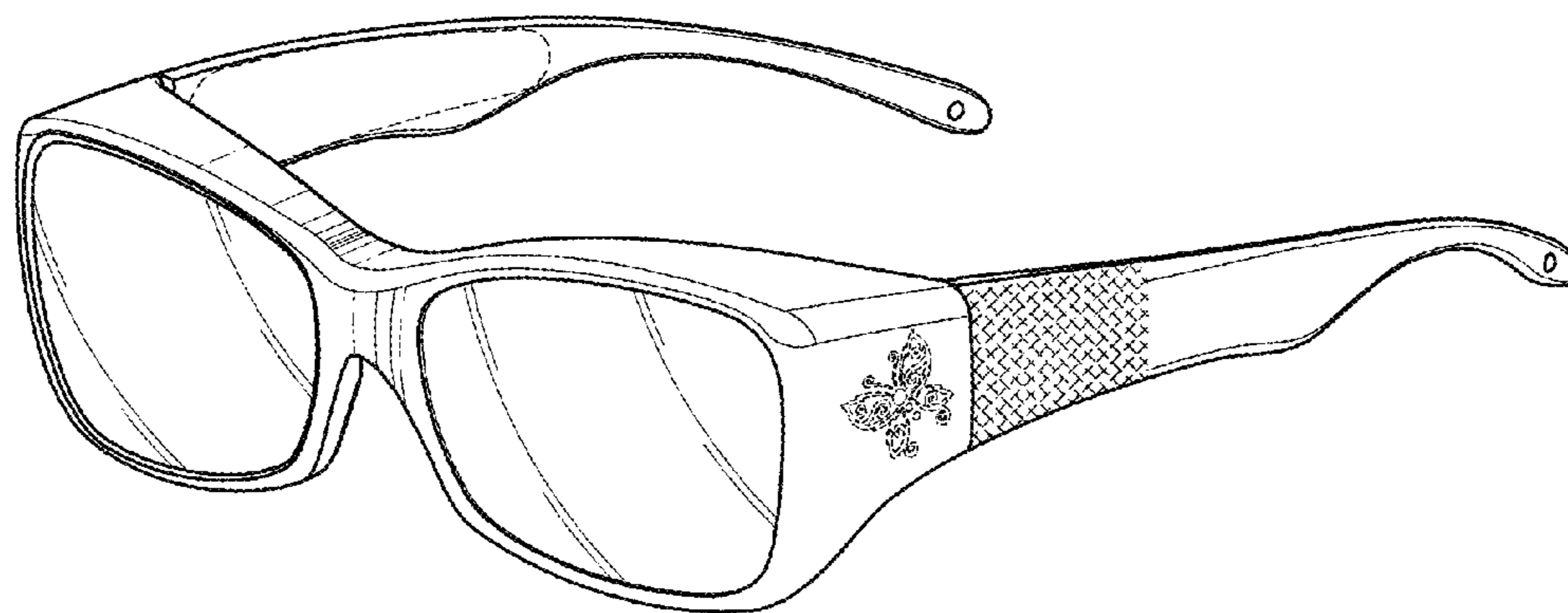
**1 Claim, 3 Drawing Sheets**

(56) **References Cited**

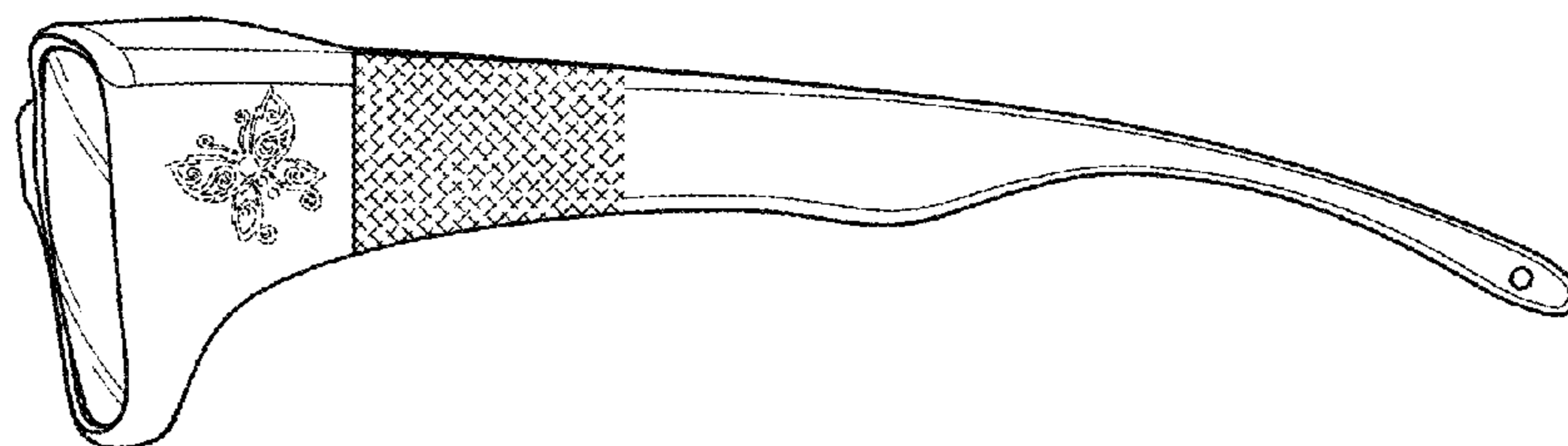
U.S. PATENT DOCUMENTS

D417,461 S	12/1999	Lane		
D434,063 S	11/2000	Lane		
D481,410 S	10/2003	Lane		
D515,617 S *	2/2006	Stables	.....	D16/321
D522,040 S	5/2006	Lane		
D537,467 S *	2/2007	Teng	.....	D16/326
D539,831 S *	4/2007	Hsu	.....	D16/326
D546,870 S	7/2007	Lane		
D575,323 S	8/2008	Jannard et al.		

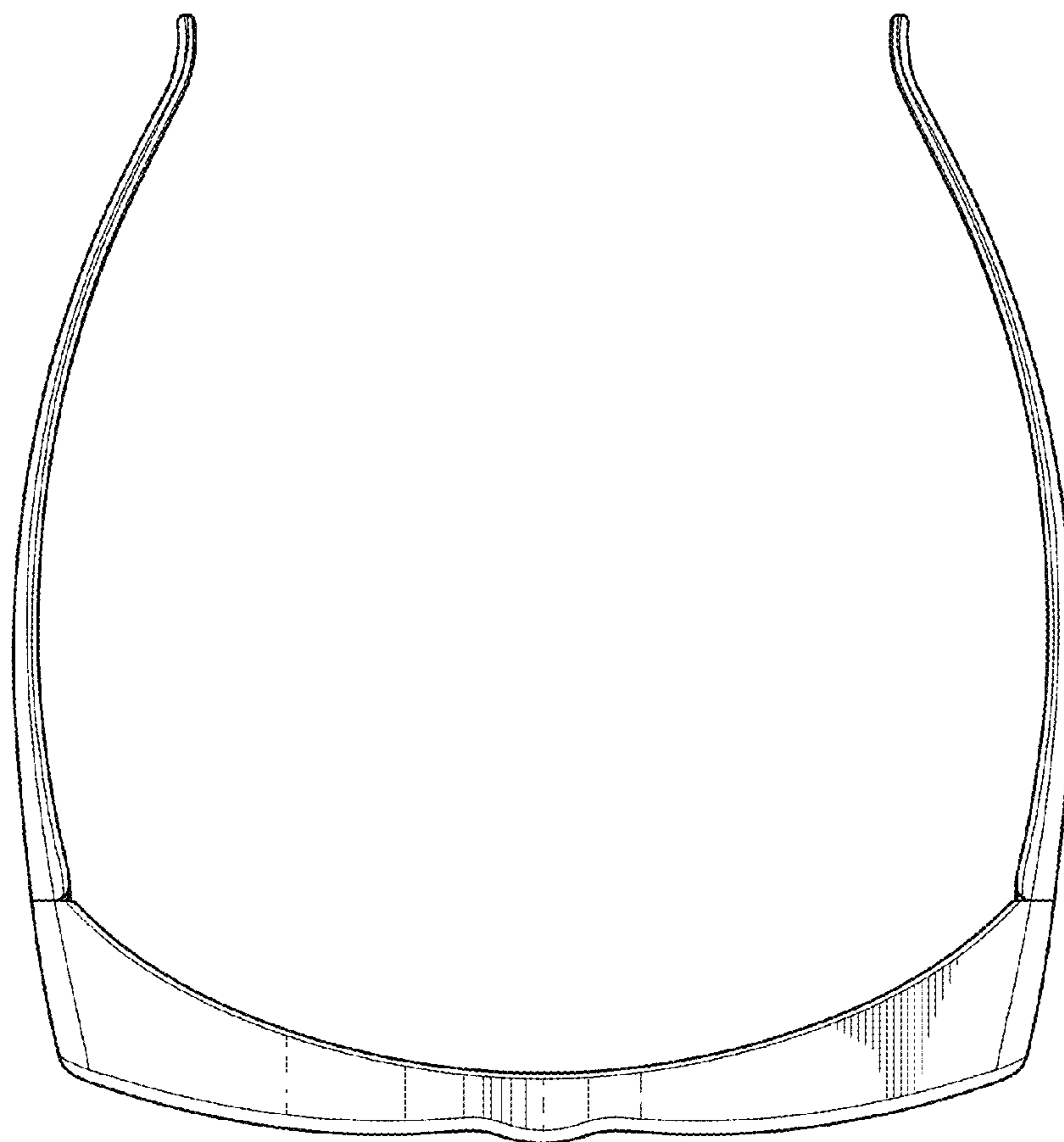




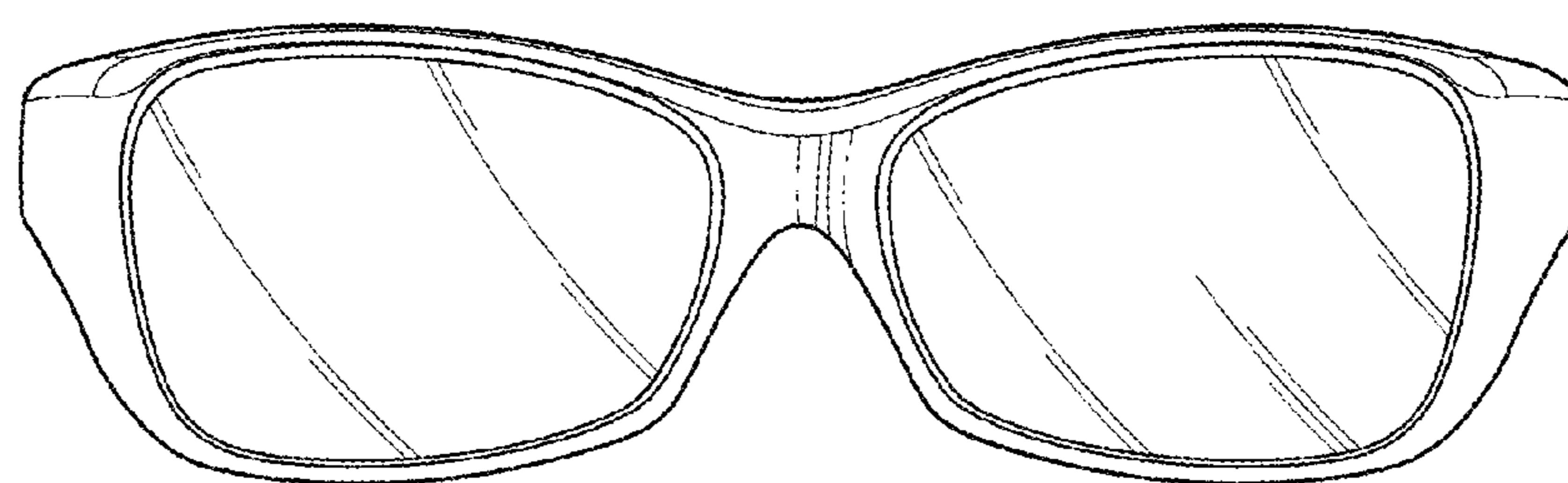
*FIG. 1*



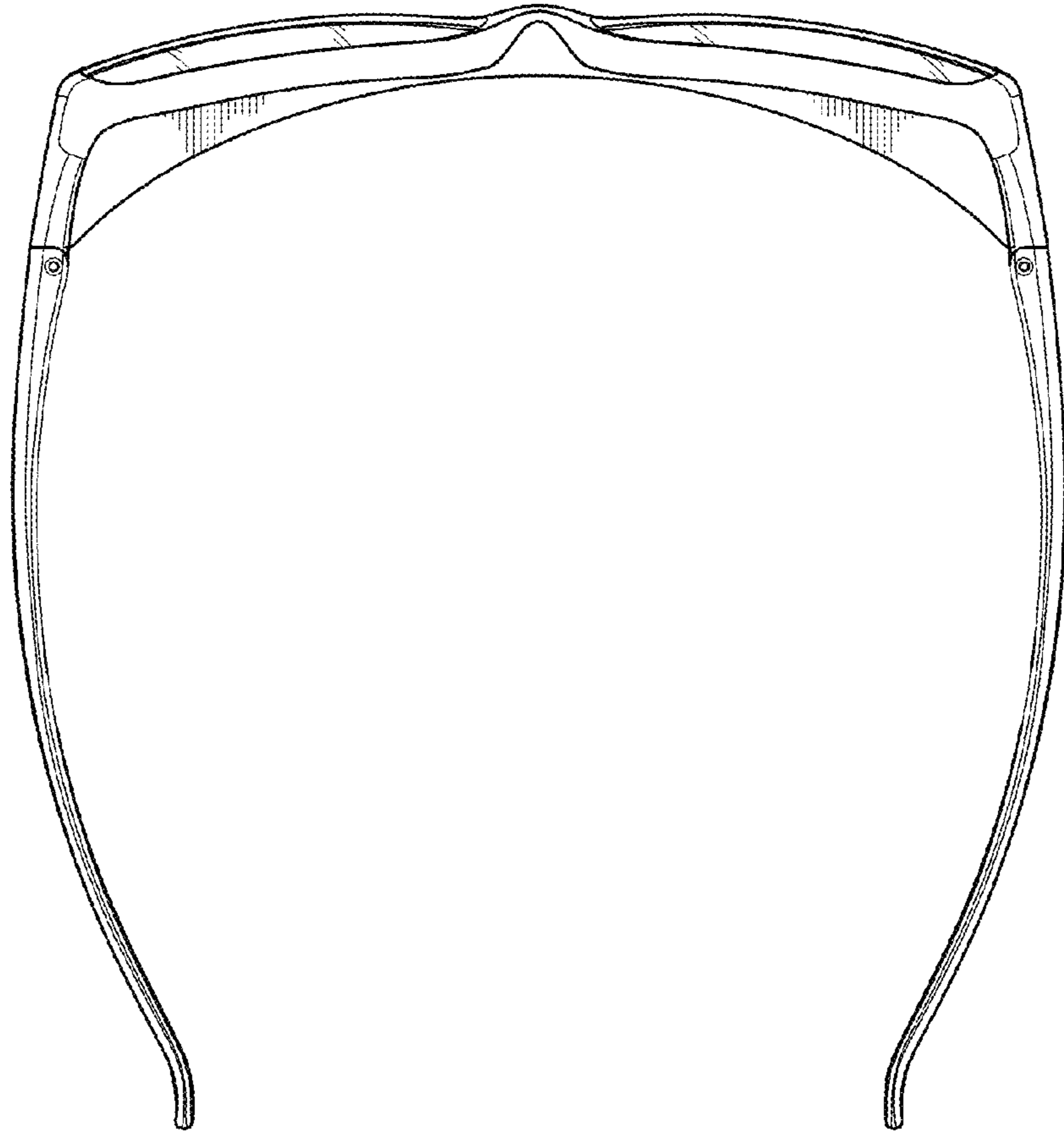
*FIG. 2*



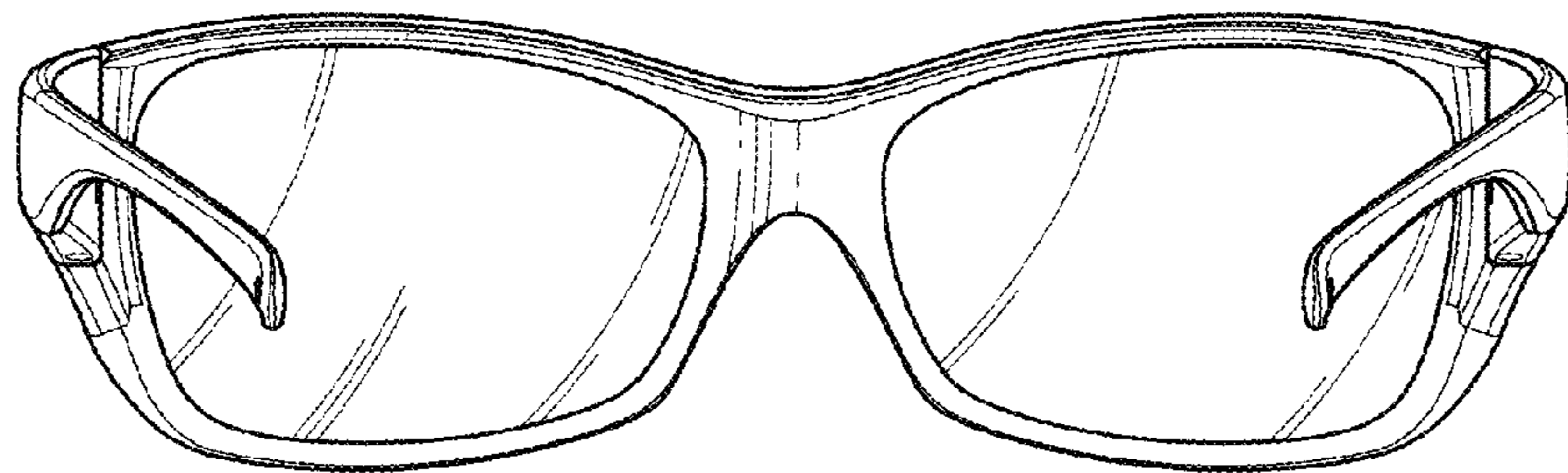
*FIG. 3*



*FIG. 4*



*FIG. 5*



*FIG. 6*