



US00D733188S

(12) **United States Design Patent**
Rabbitt et al.

(10) **Patent No.:** **US D733,188 S**
(45) **Date of Patent:** **** Jun. 30, 2015**

(54) **DOG CLUTCH**

(71) Applicant: **MTD Products Inc**, Valley City, OH
(US)

(72) Inventors: **Bill Rabbitt**, Cleveland, OH (US);
Adam Hiller, Jeromesville, OH (US);
Patrick L. Cucco, Polk, OH (US)

(73) Assignee: **MTD Propducts Inc**, Valley Ciy, OH
(US)

(**) Term: **14 Years**

(21) Appl. No.: **29/485,059**

(22) Filed: **Mar. 14, 2014**

(51) **LOC (10) Cl.** **15-01**

(52) **U.S. Cl.**
USPC **D15/5**

(58) **Field of Classification Search**
USPC D15/1-5, 148, 149; 192/55.61, 108,
192/69.83, 69.7, 93 A, 45.019, 109 R, 46,
192/70.29; D12/180

See application file for complete search history.

(56) **References Cited**

U.S. PATENT DOCUMENTS

3,212,610	A *	10/1965	Hosey et al.	192/33 R
3,314,257	A *	4/1967	Fosler et al.	68/23.3
3,651,907	A *	3/1972	Myer, Sr.	192/43
5,059,161	A *	10/1991	Bredt	475/269
5,486,077	A *	1/1996	Nutting	410/69
6,206,162	B1 *	3/2001	Stones et al.	192/69.7
6,615,962	B2 *	9/2003	Back et al.	192/3.28
7,891,475	B2 *	2/2011	Zhu et al.	192/54.5
8,617,026	B2 *	12/2013	Raszkowski	475/343

8,733,524	B2 *	5/2014	Chen	192/64
2003/0121746	A1 *	7/2003	Ai	192/69.61
2005/0263368	A1 *	12/2005	Ooka	192/108
2007/0066439	A1 *	3/2007	Capito	475/249
2007/0240956	A1 *	10/2007	Minami	192/3.63
2008/0182693	A1 *	7/2008	Holmes	475/5
2010/0140042	A1 *	6/2010	Elliott	192/69.7
2011/0094846	A1 *	4/2011	Wu	192/64
2011/0198188	A1 *	8/2011	Kuwashima	192/108
2012/0247241	A1 *	10/2012	Takahashi et al.	74/329
2012/0318629	A1 *	12/2012	Lyman	192/69.7
2014/0214293	A1 *	7/2014	Mori et al.	701/60
2014/0231210	A1 *	8/2014	Spensberger et al.	192/108
2014/0291102	A1 *	10/2014	Iwasaki et al.	192/69.8

* cited by examiner

Primary Examiner — T. Chase Nelson

Assistant Examiner — Ania Aman

(74) *Attorney, Agent, or Firm* — Wegman, Hessler & Vanderburg

(57) **CLAIM**

We claim the ornamental design for a dog clutch, as shown and described.

DESCRIPTION

FIG. 1 is a top perspective view of a dog clutch of the present invention;

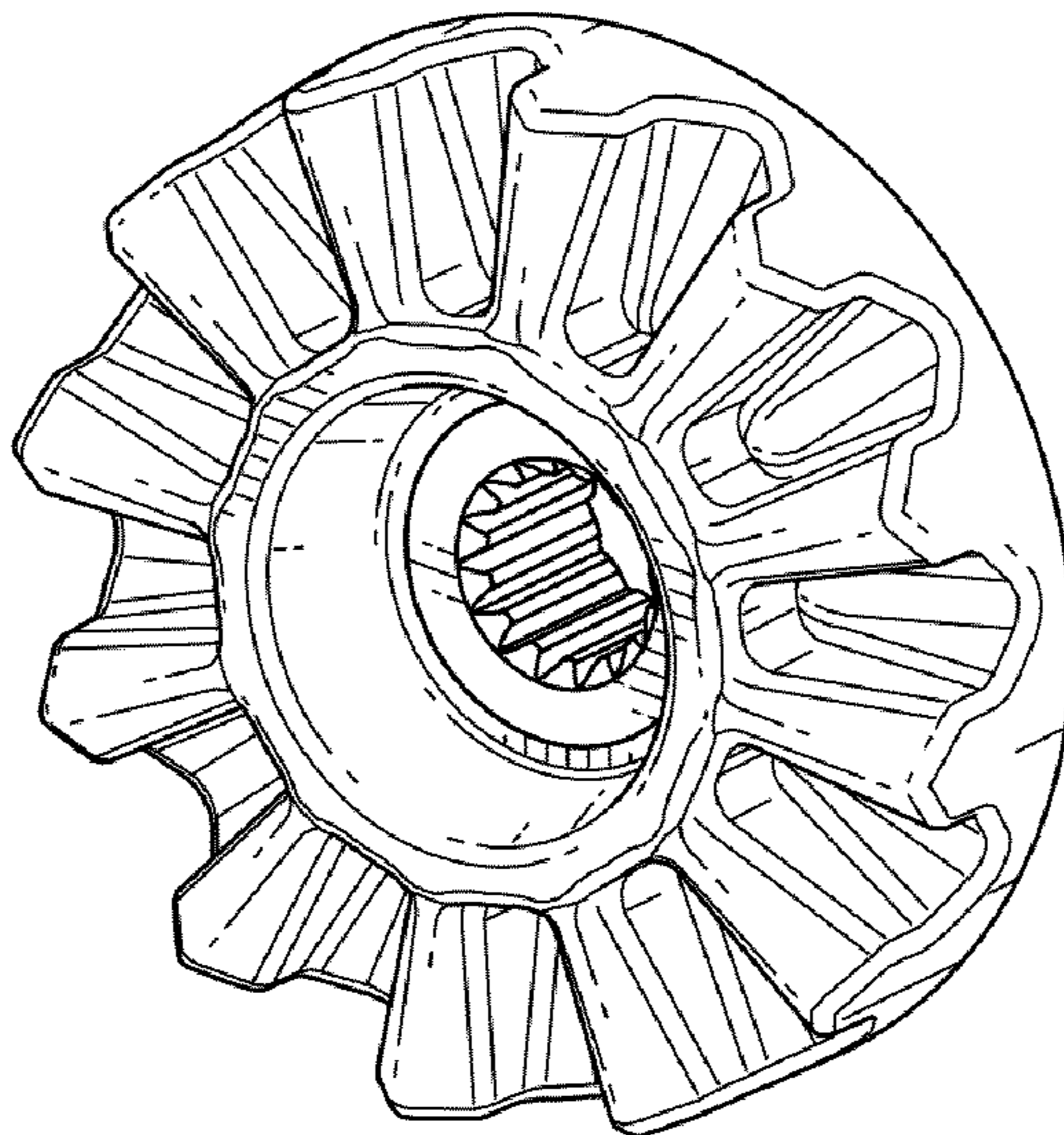
FIG. 2 is top view thereof;

FIG. 3 is a bottom view thereof; and,

FIG. 4 is a first side view thereof, wherein the second, third, and fourth side views are mirror images thereof.

The ornamental design which is claimed is shown in solid lines in the drawings. Any broken lines in the drawings are for illustrative purposes only and form no part of the claimed design.

1 Claim, 1 Drawing Sheet



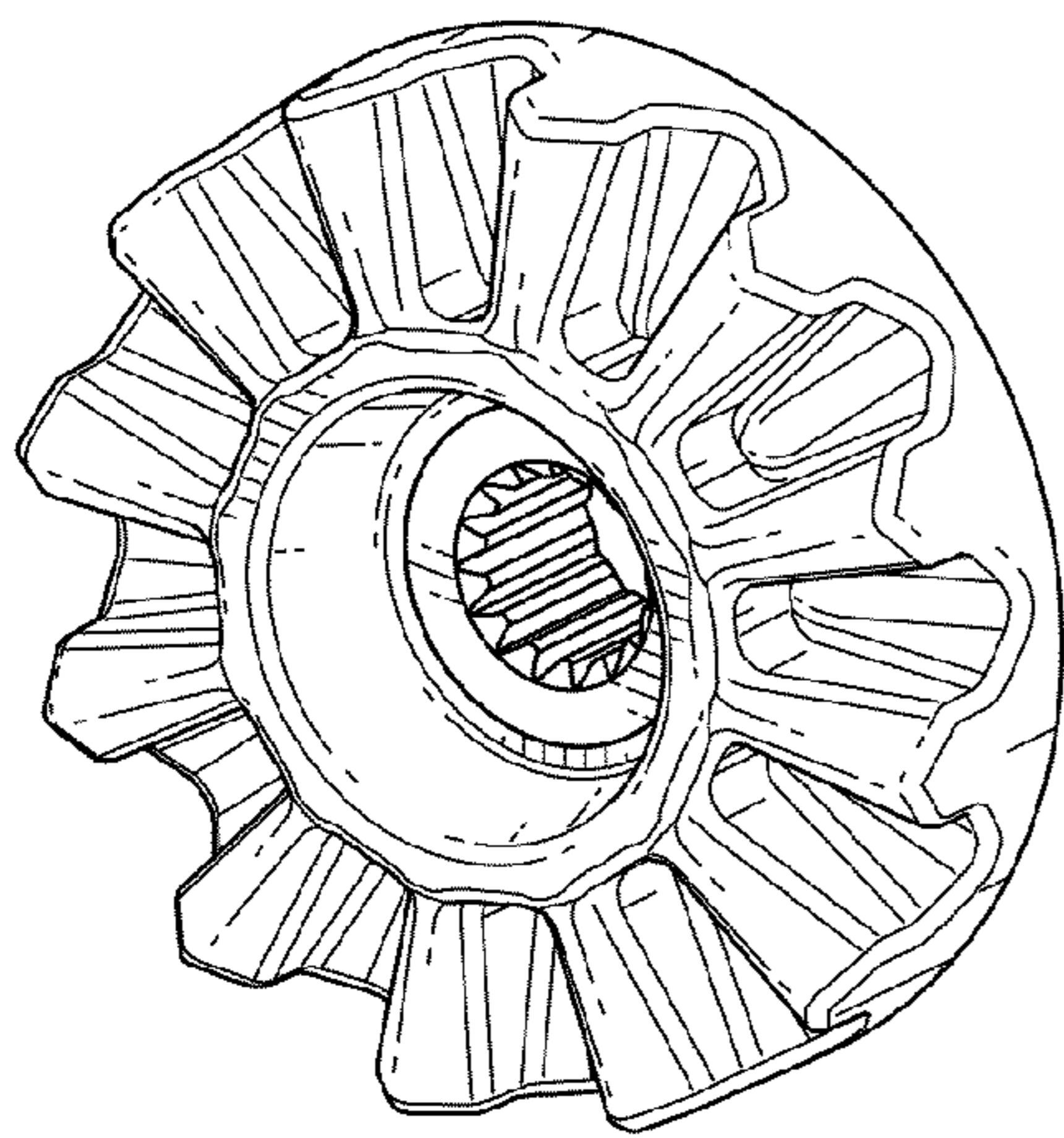


FIG. 1

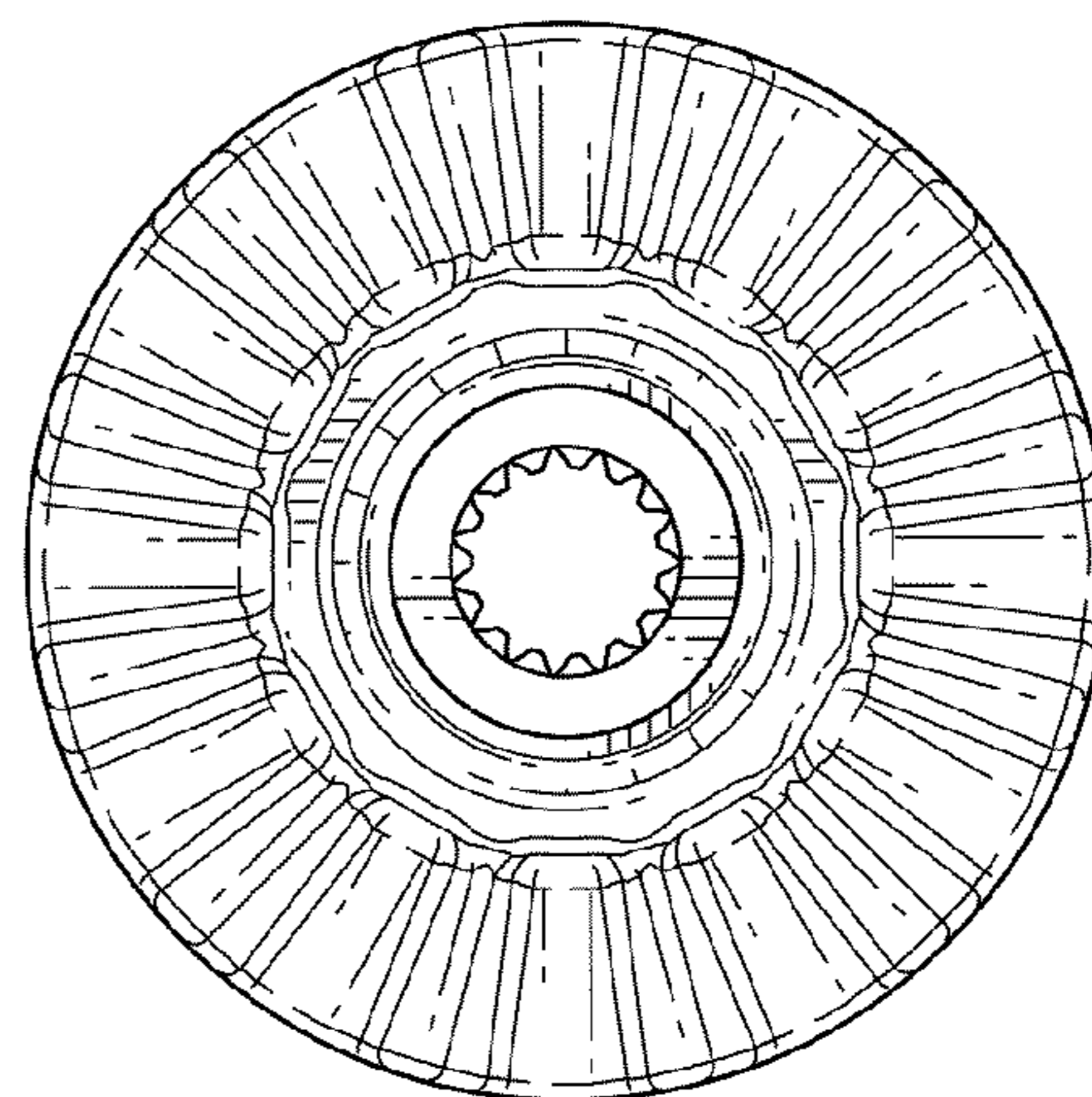


FIG. 2

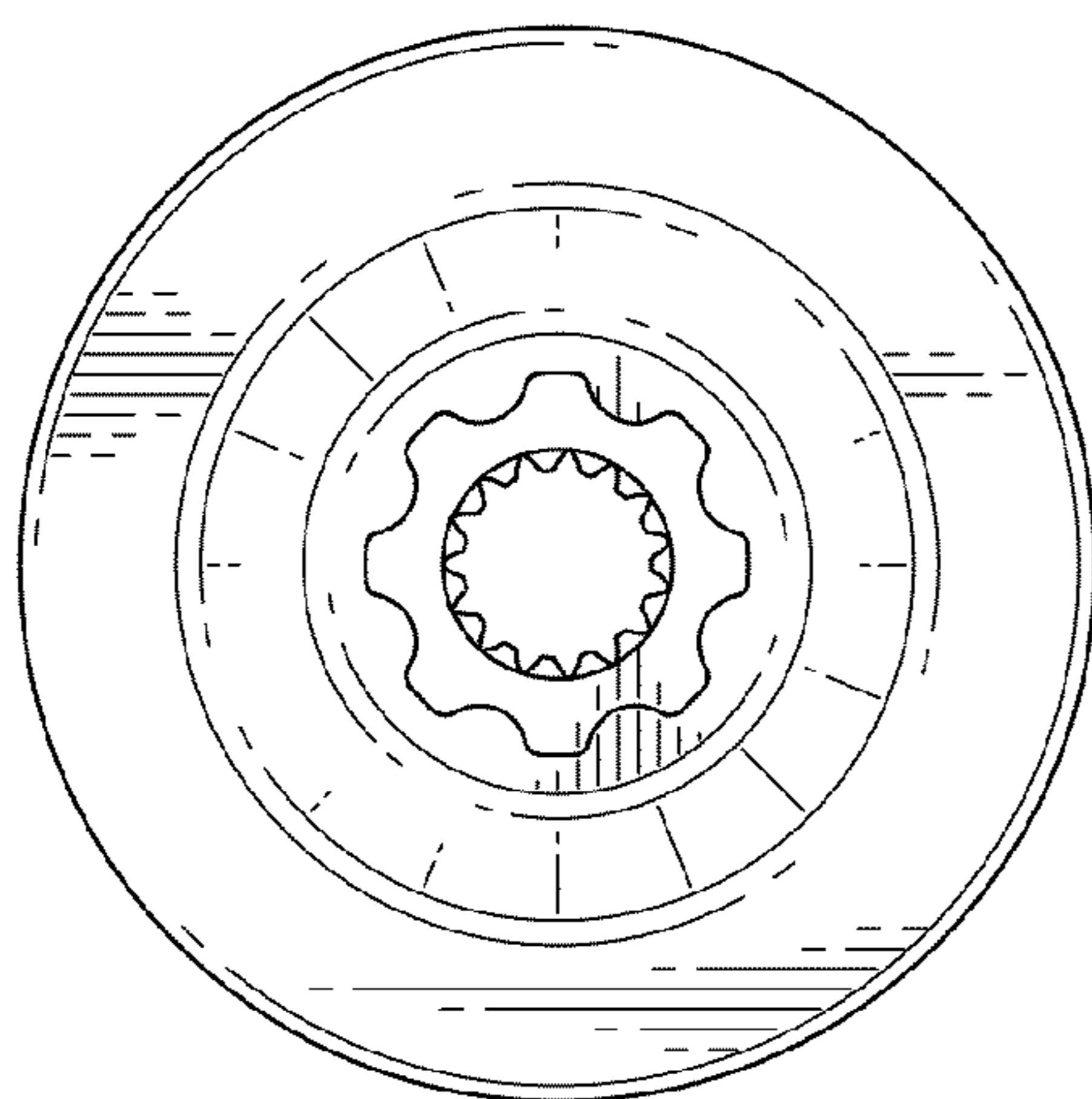


FIG. 3

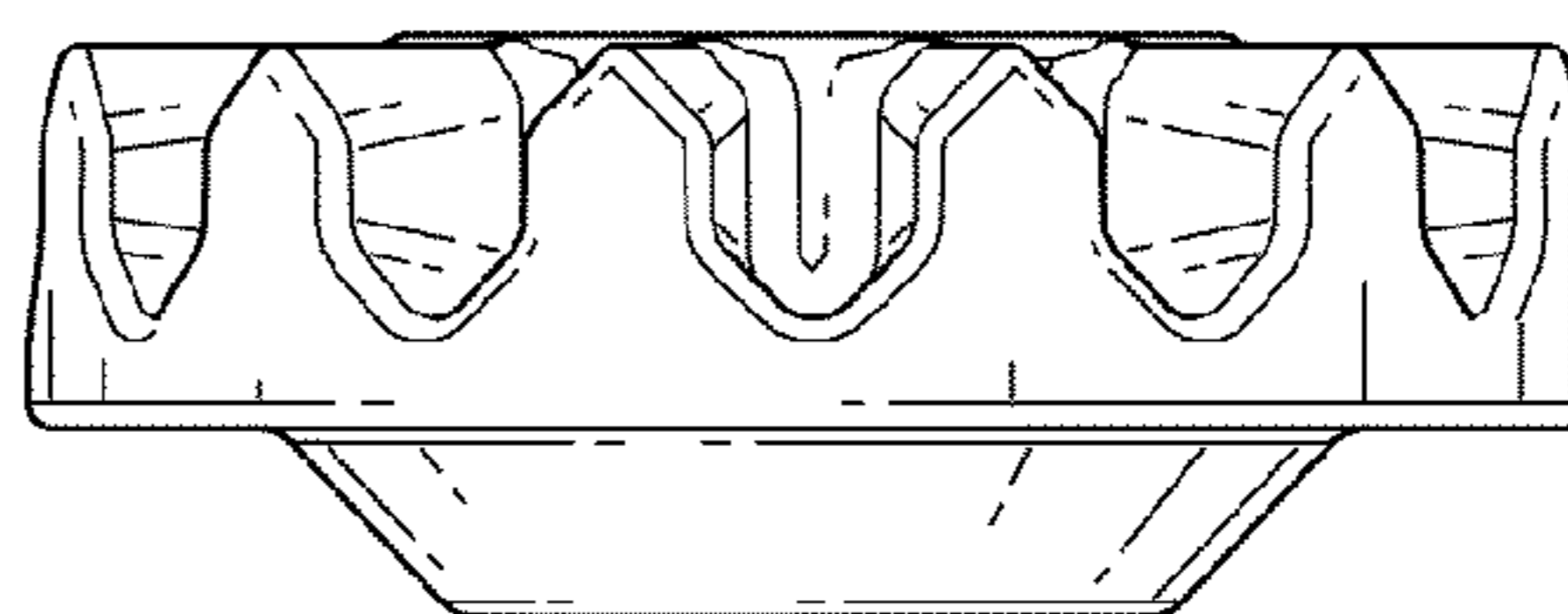


FIG. 4