



US00D733136S

(12) **United States Design Patent**
Morgan et al.

(10) **Patent No.:** **US D733,136 S**
(45) **Date of Patent:** **** Jun. 30, 2015**

(54) **HARD DRIVE**

(71) Applicant: **SEAGATE TECHNOLOGY LLC**,
Cupertino, CA (US)

(72) Inventors: **Michael Gene Morgan**, Los Altos Hills,
CA (US); **Ash Razdan**, San Jose, CA
(US); **Ivan (Shyue-Yang) Wang**,
Sunnyvale, CA (US)

(73) Assignee: **Seagate Technology LLC**, Cupertino,
CA (US)

(**) Term: **14 Years**

(21) Appl. No.: **29/452,662**

(22) Filed: **Apr. 19, 2013**

(51) **LOC (10) Cl.** **14-02**

(52) **U.S. Cl.**
USPC **D14/365**

(58) **Field of Classification Search**
USPC D14/300–302, 314, 348–370, 383–385,
D14/435, 496, 125, 135, 155, 240–242,
D14/299; D3/273; D9/432; D10/65, 75, 78;
D13/103, 119, 162, 184, 199
CPC ... G11B 33/027; G11B 33/122; G11B 33/124
See application file for complete search history.

(56) **References Cited**

U.S. PATENT DOCUMENTS

D221,154 S * 7/1971 Janda D14/242
D229,195 S * 11/1973 Goodale D13/103

D246,368 S * 11/1977 Barnich et al. D14/314
D517,032 S * 3/2006 Carbone et al. D14/496
D694,234 S * 11/2013 McParland et al. D14/365

OTHER PUBLICATIONS

CES: Seagate launches Wireless Plus and Central networked hard drives—The Inquirer, [online] posted Jan. 7, 2013 [retrieved on Jun. 9, 2014]. Retrieved from the Internet <URL: http://www.theinquirer.net/inquirer/news/2234400/ces-seagate-launches-wireless-plus-and-central-networked-hard-drives>.*

* cited by examiner

Primary Examiner — Karen E Kearney

(74) *Attorney, Agent, or Firm* — Mueting, Raasch & Gebhardt, P.A.

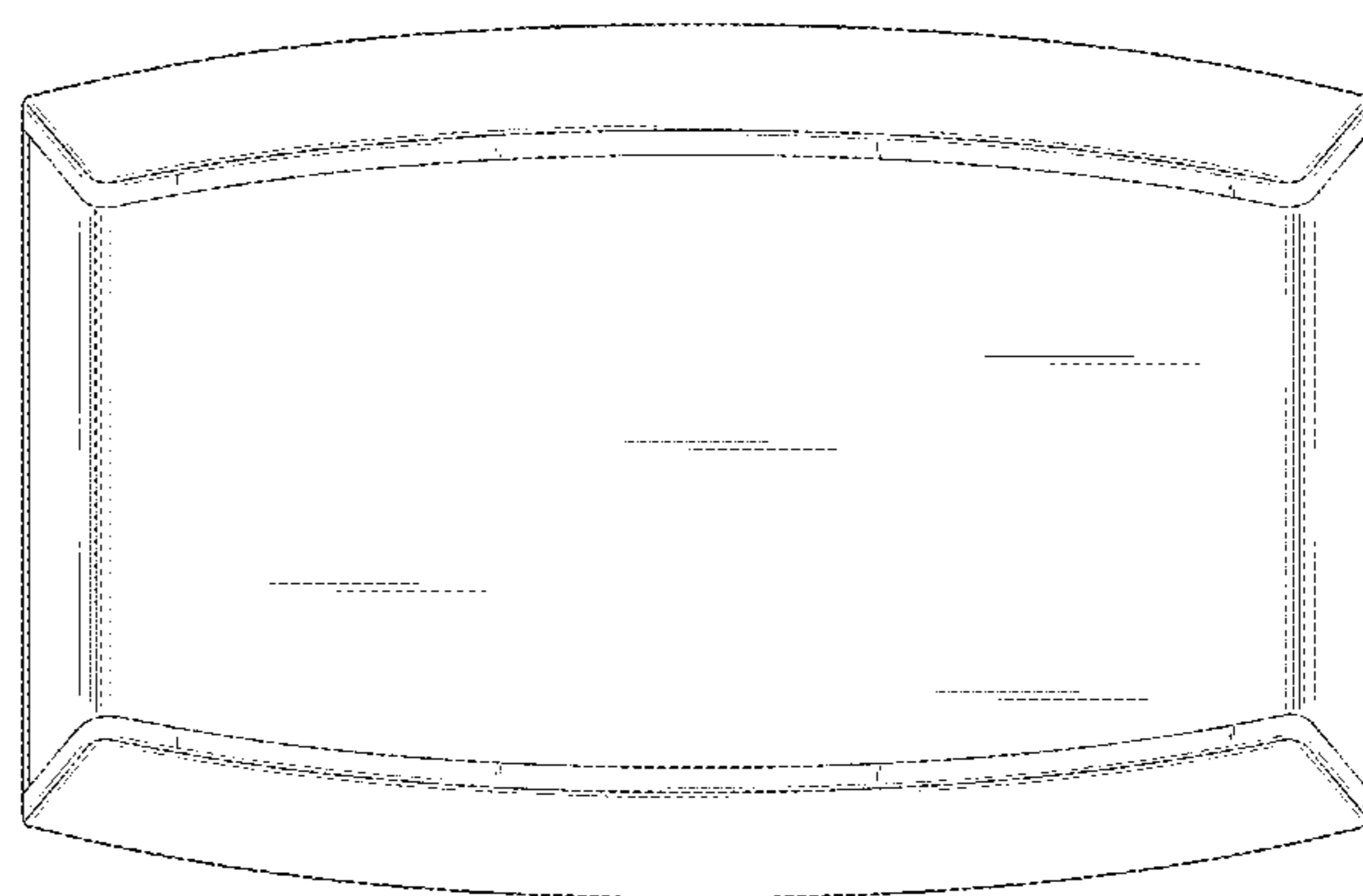
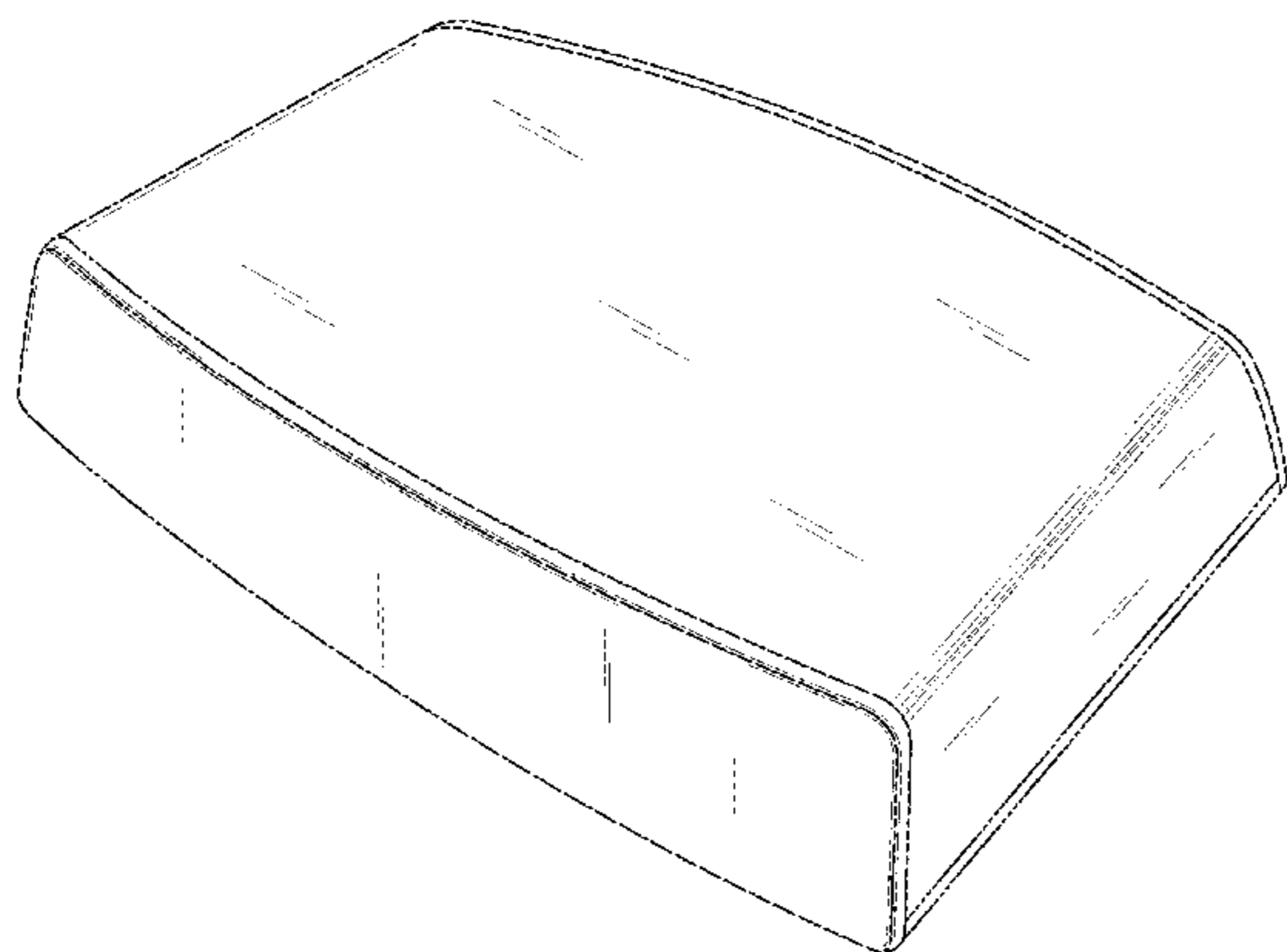
(57) **CLAIM**

The ornamental design for a hard drive, as shown and described.

DESCRIPTION

FIG. 1 is a front perspective view of a hard drive showing our new design;
FIG. 2 is a top view thereof;
FIG. 3 a bottom view thereof;
FIG. 4 is a left side view thereof;
FIG. 5 is a right side view thereof; and,
FIG. 6 is a front side view thereof, the back side view being identical.
The broken lines form unclaimed boundaries of the design form no part of the claimed invention.

1 Claim, 5 Drawing Sheets



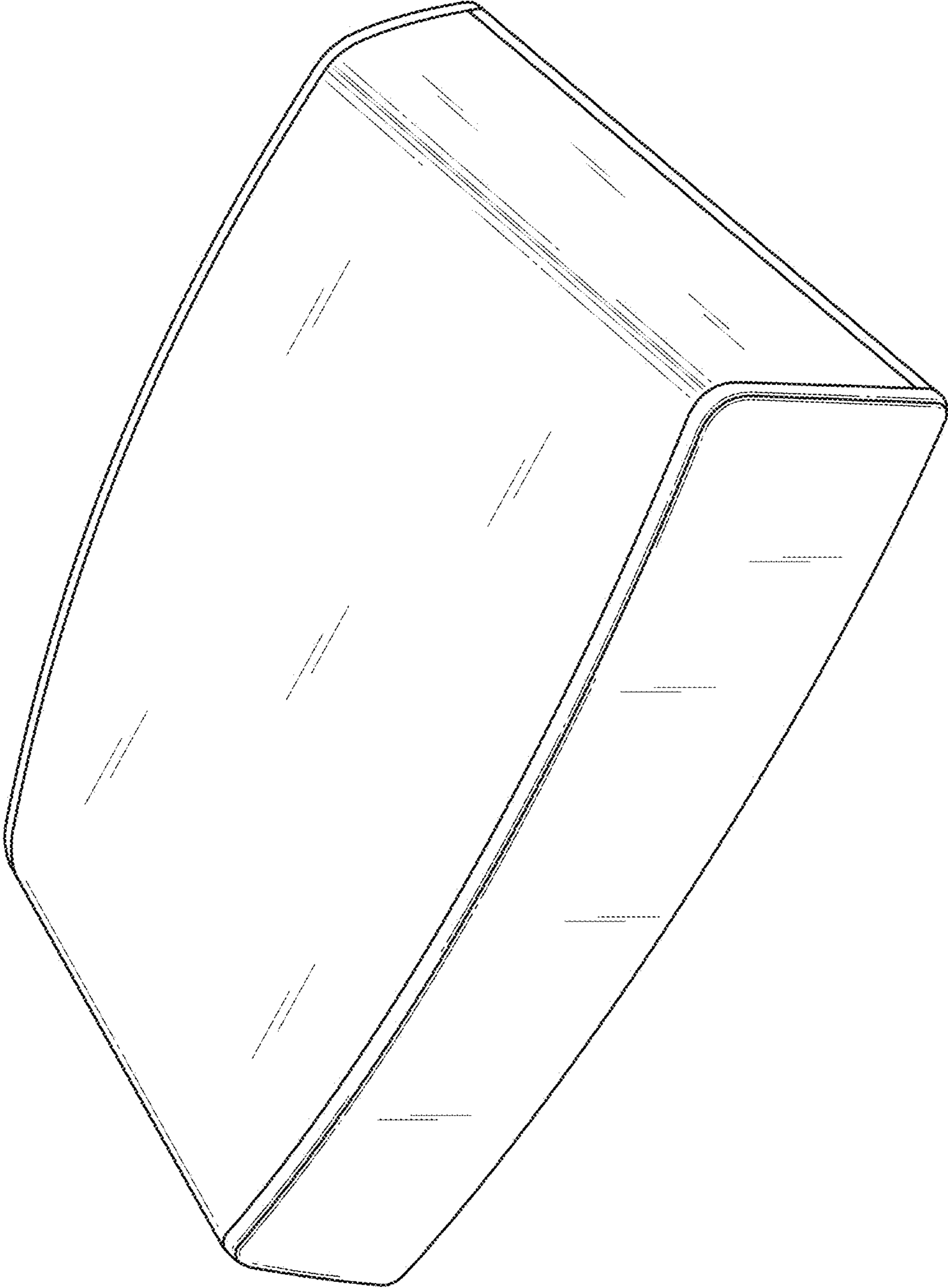


Fig. 1




Fig. 2

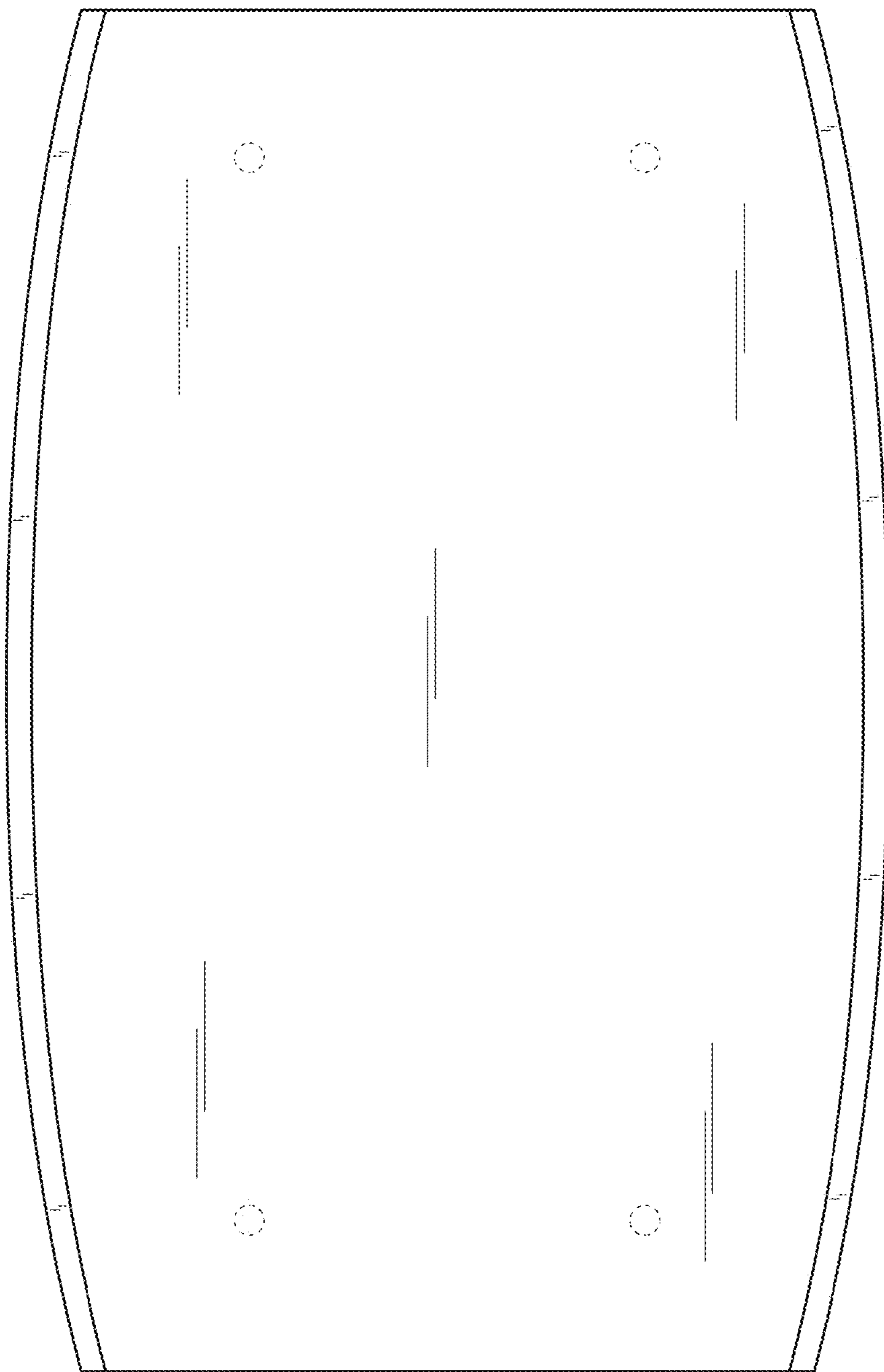


Fig. 3




Fig. 4




Fig. 5




Fig. 6