



US00D733121S

(12) **United States Design Patent**
Matsuoka

(10) **Patent No.:** **US D733,121 S**
(45) **Date of Patent:** **** Jun. 30, 2015**

(54) **NOTEBOOK COMPUTER HOUSING**

(71) Applicant: **Google Inc.**, Mountain View, CA (US)

(72) Inventor: **Yoshimichi Matsuoka**, Cupertino, CA (US)

(73) Assignee: **Google Inc.**, Mountain View, CA (US)

(**) Term: **14 Years**

(21) Appl. No.: **29/464,927**

(22) Filed: **Aug. 22, 2013**

(51) **LOC (10) Cl.** **14-02**

(52) **U.S. Cl.**
USPC **D14/327**

(58) **Field of Classification Search**
USPC D14/315-327, 331; D18/1, 2, 7, 11;
235/145 A, 145 R; 341/22, 23; 345/104,
345/156, 168, 169, 173; 361/679.06,
361/679.08, 679.09, 679.11, 679.26,
361/679.27; 379/433.12, 433.13
See application file for complete search history.

(56) **References Cited**

U.S. PATENT DOCUMENTS

D574,378 S	8/2008	Andre et al.	
D600,240 S *	9/2009	Solomon et al.	D14/315
D617,789 S	6/2010	Akana et al.	
D621,409 S	8/2010	Andre et al.	
D621,824 S	8/2010	Andre et al.	
D624,911 S *	10/2010	Lee et al.	D14/315
D636,389 S	4/2011	Akana et al.	

D639,295 S *	6/2011	Andre et al.	D14/318
8,085,533 B2 *	12/2011	Zhao et al.	361/679.58
2005/0041378 A1 *	2/2005	Hamada et al.	361/680
2011/0255727 A1 *	10/2011	Azuchi	381/333

* cited by examiner

Primary Examiner — Freda S Nunn

(74) *Attorney, Agent, or Firm* — Lerner, David, Littenberg, Krumholz & Mentlik, LLP

(57) **CLAIM**

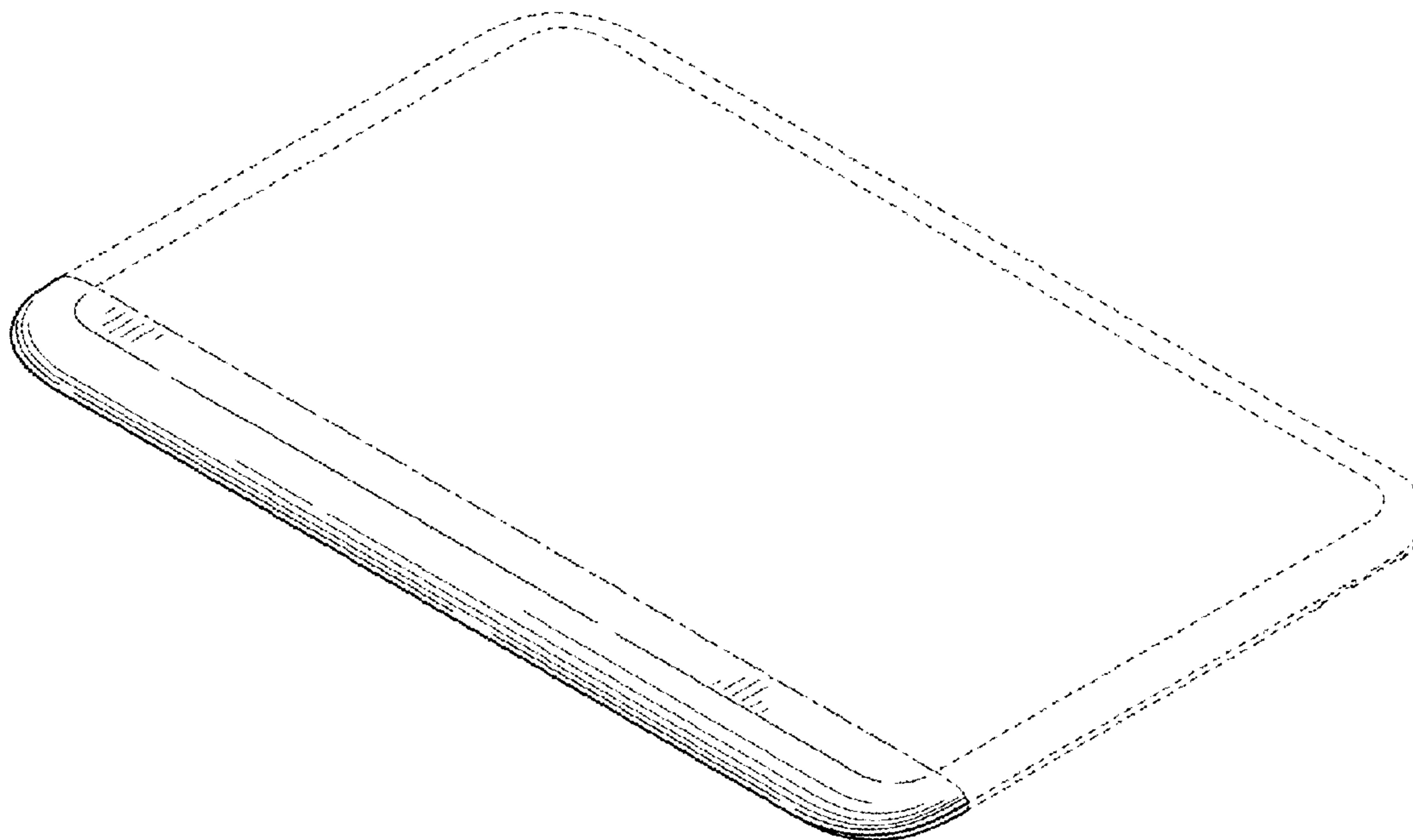
The ornamental design for a notebook computer housing, as shown and described.

DESCRIPTION

FIG. 1 is a front perspective view of a notebook computer housing according to my design in an open configuration; FIG. 2 is a front elevation view thereof; FIG. 3 is a back elevation view thereof; FIG. 4 is a right side elevation view thereof; FIG. 5 is a left side elevation view thereof; FIG. 6 is a top plan view thereof; FIG. 7 is a bottom plan view thereof; FIG. 8 is a front perspective view thereof in a closed configuration; FIG. 9 is a front elevation view thereof; FIG. 10 is a back elevation view thereof; FIG. 11 is a right side elevation view thereof; FIG. 12 is a left side elevation view thereof; FIG. 13 is a top plan view thereof; and, FIG. 14 is a bottom plan view thereof.

Broken lines are environmental only and form no part of the claimed design. Dash-dot lines adjacent unshaded areas represent bounds of the claimed design and also form no part of the claimed design.

1 Claim, 8 Drawing Sheets






FIG. 1




FIG. 2




FIG. 3




FIG. 4

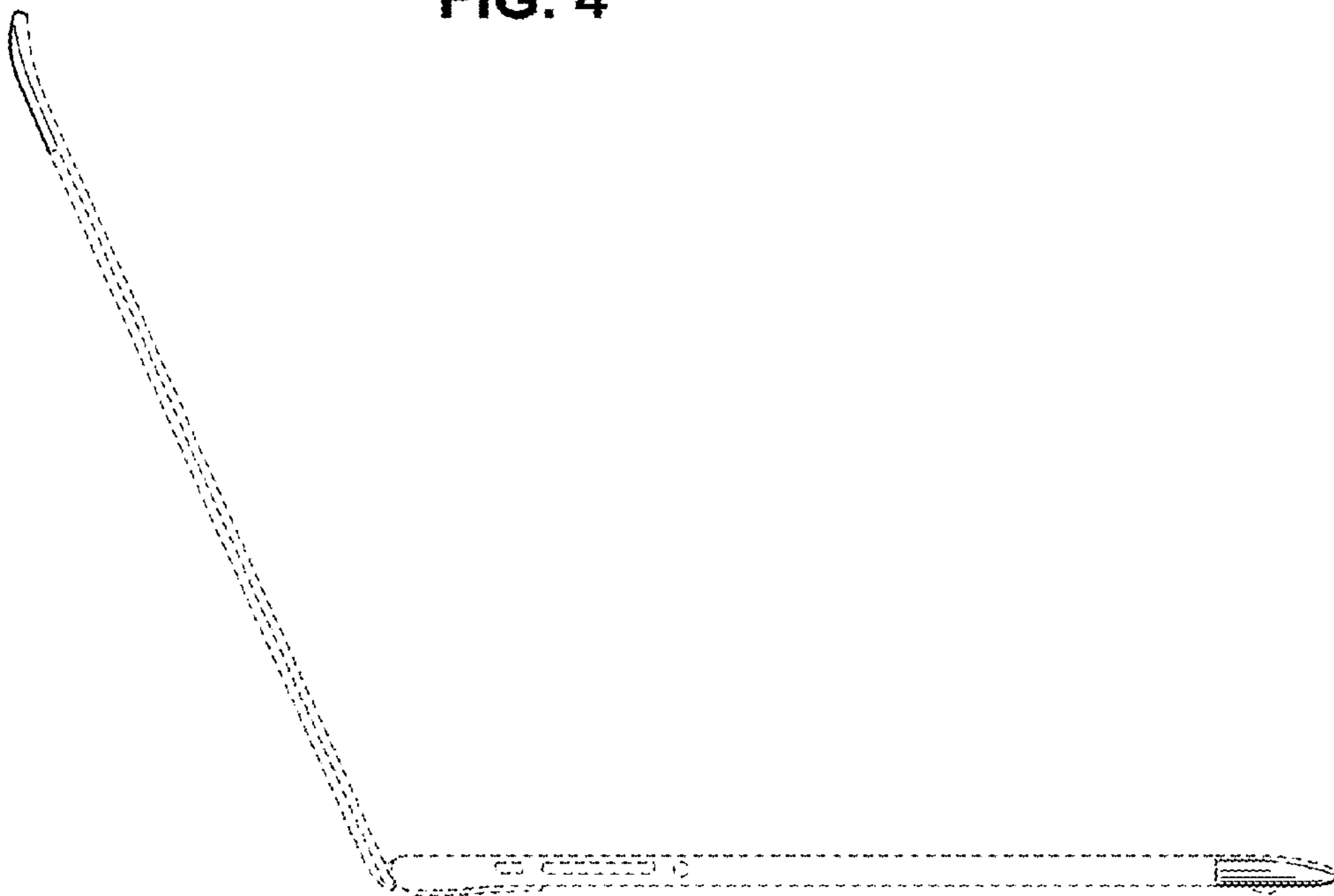


FIG. 5

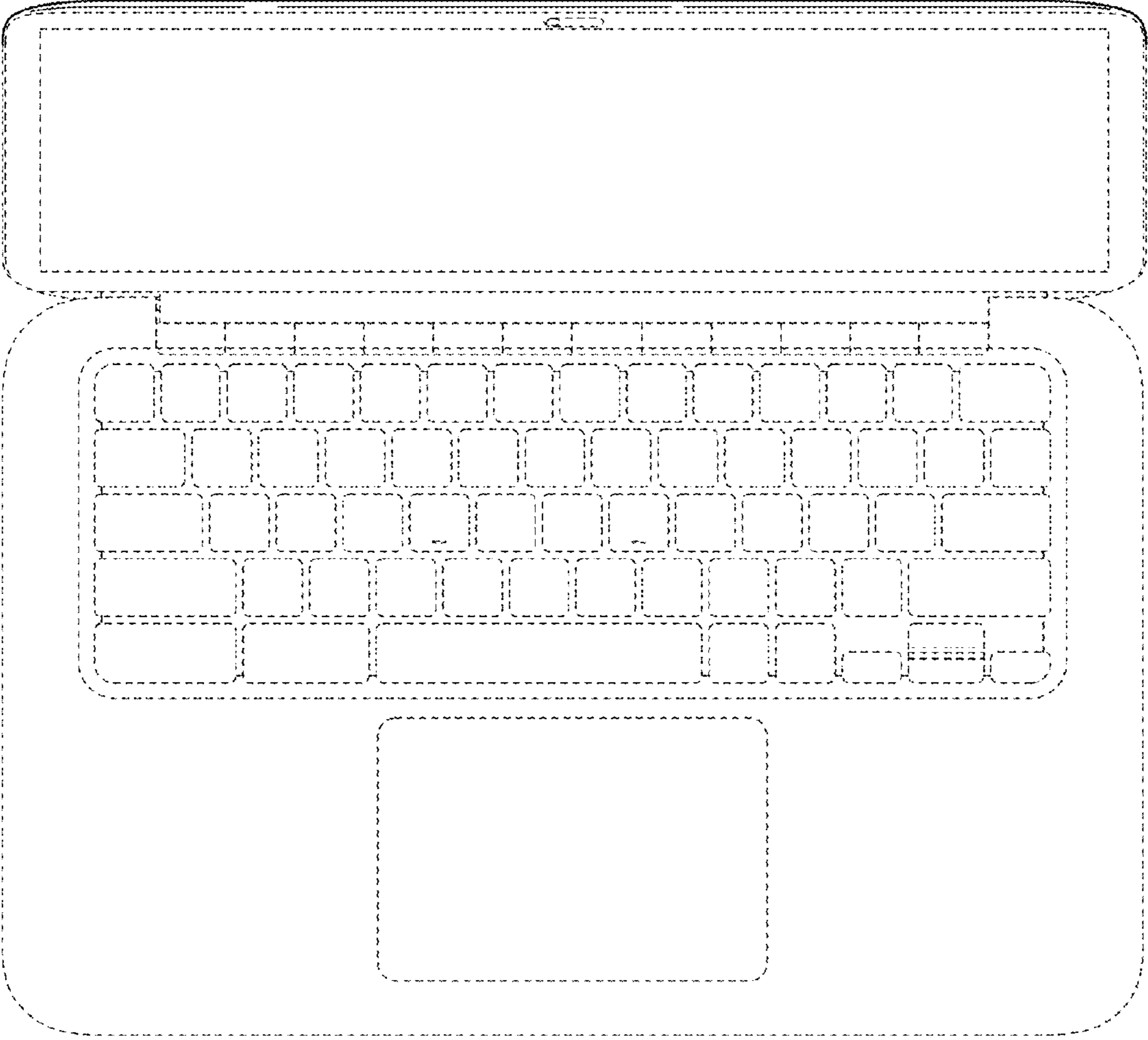


FIG. 6

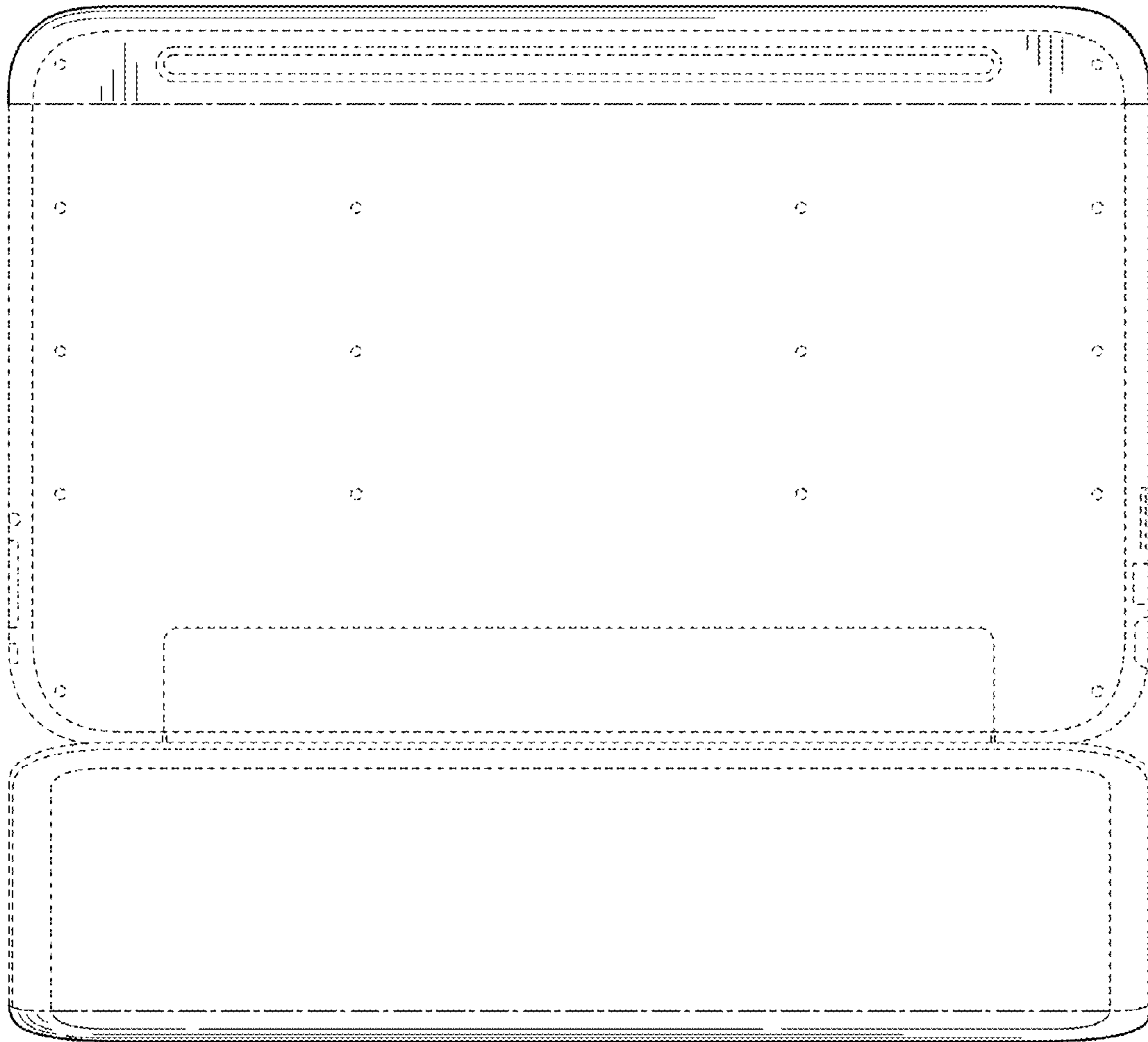


FIG. 7

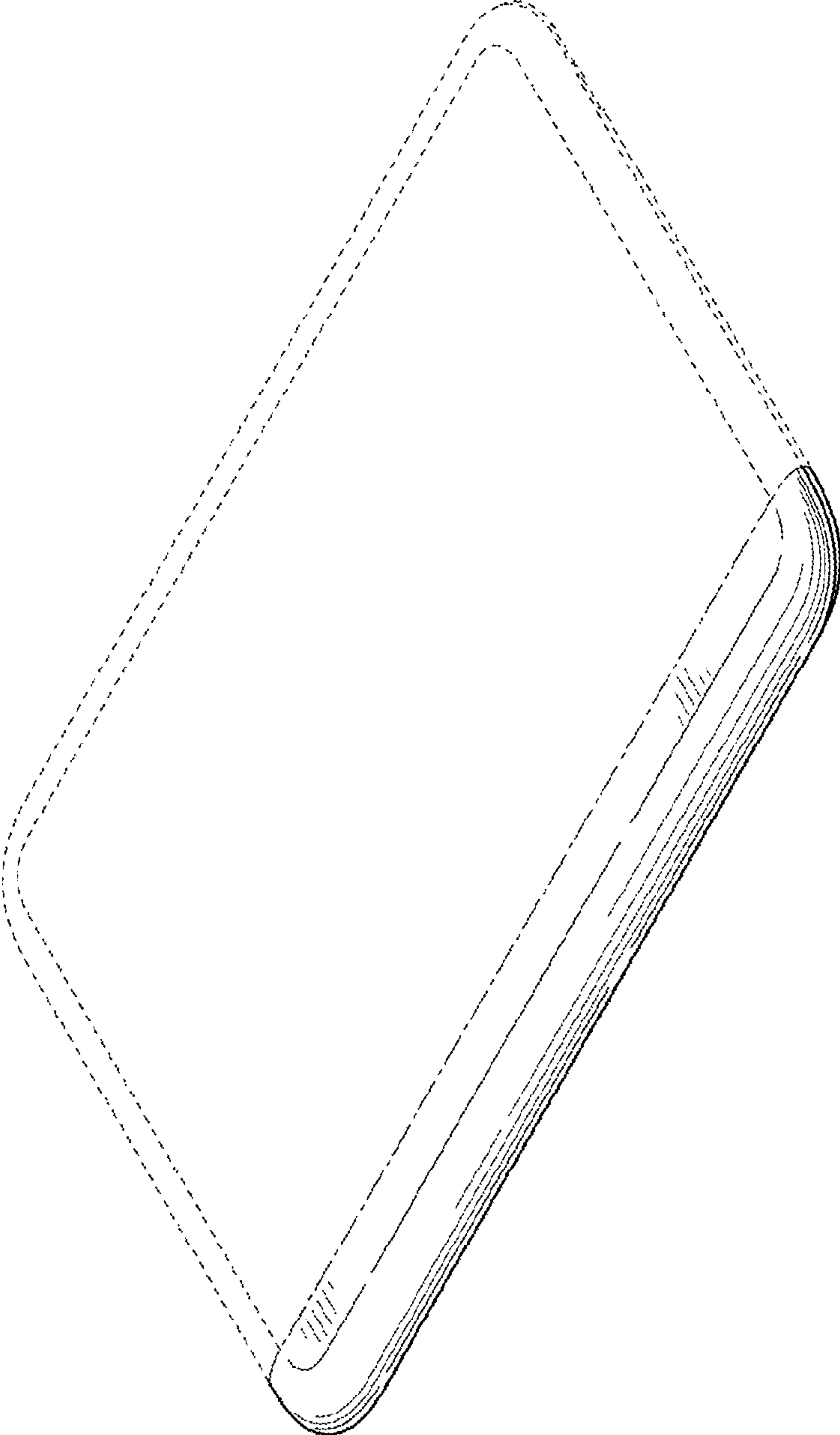


FIG. 8



FIG. 9

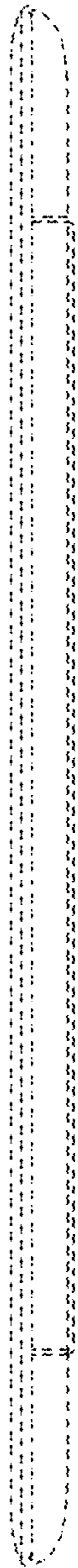


FIG. 10




FIG. 11




FIG. 12

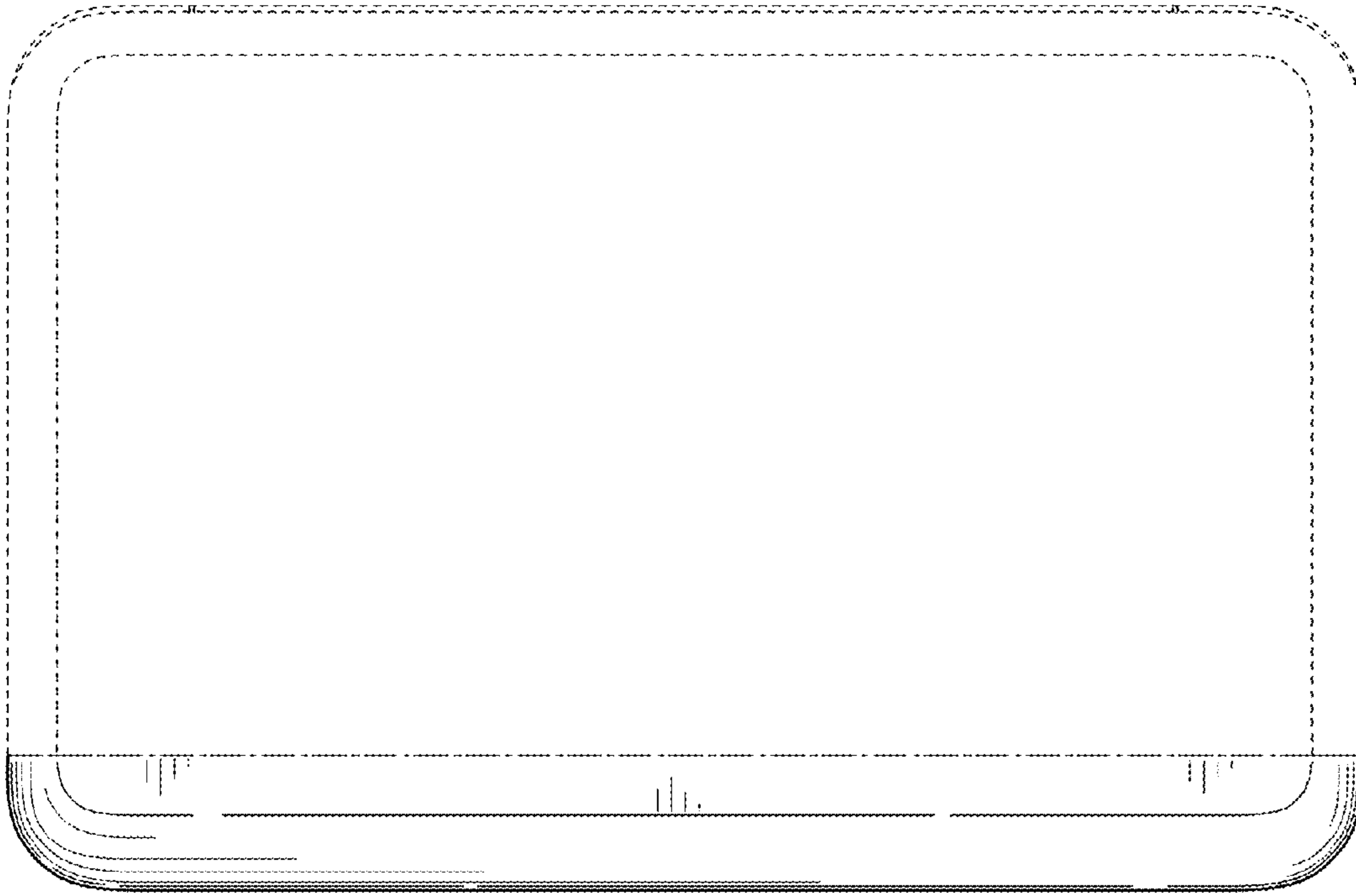


FIG. 13




FIG. 14