



US00D733098S

(12) **United States Design Patent**  
**Takamoto et al.**

(10) **Patent No.:** **US D733,098 S**

(45) **Date of Patent:** **\*\* Jun. 30, 2015**

(54) **LOUDSPEAKER**

H04S 3/00; H04S 7/30

See application file for complete search history.

(71) Applicant: **JVC KENWOOD Corporation**,  
Yokohama-shi, Kanagawa (JP)

(56) **References Cited**

(72) Inventors: **Masahiro Takamoto**, Yokohama (JP);  
**Eiichiro Hayashi**, Tokyo (JP)

U.S. PATENT DOCUMENTS

(73) Assignee: **JVC KENWOOD CORPORATION**,  
Yokohama-Shi, Kanagawa (JP)

D534,897 S *	1/2007	Bhakta .....	D14/214
D554,583 S *	11/2007	Solland .....	D13/108
D579,953 S *	11/2008	Chen .....	D14/496
D588,007 S *	3/2009	Limongi et al. ....	D9/519
D591,269 S *	4/2009	Kim et al. ....	D14/216
D650,362 S *	12/2011	Solland .....	D14/217
D650,363 S *	12/2011	Solland .....	D14/217

(\*\*) Term: **14 Years**

\* cited by examiner

(21) Appl. No.: **29/481,425**

*Primary Examiner* — Keli L Hill

(22) Filed: **Feb. 5, 2014**

(74) *Attorney, Agent, or Firm* — Nath, Goldberg & Meyer;  
Jerald L. Meyer

(30) **Foreign Application Priority Data**

Aug. 6, 2013 (JP) ..... 2013-017897

(51) **LOC (10) Cl.** ..... **14-03**

(52) **U.S. Cl.**  
USPC ..... **D14/216; D14/215**

(58) **Field of Classification Search**  
USPC ..... D14/167, 168, 170–172, 188, 194–196,  
D14/204, 207, 209.1, 210–216, 219, 221,  
D14/222, 224, 496; 181/143, 144, 147, 148,  
181/150, 153, 157, 198, 199; 381/300–303,  
381/306, 332, 333, 336, 345, 361–364,  
381/386–388; 369/6–12  
CPC .... B60R 11/0217; G06F 1/1688; H04R 1/02;  
H04R 1/06; H04R 1/021; H04R 1/025;  
H04R 1/026; H04R 1/028; H04R 1/105;  
H04R 1/323; H04R 1/403; H04R 1/2803;  
H04R 1/2834; H04R 5/02; H04R 7/20;  
H04R 9/06; H04R 9/025; H04R 2201/021;  
H04R 2400/00; H04R 2400/07; H04R  
2499/11; H04R 2499/13; H04R 2499/15;

(57) **CLAIM**

The ornamental design for a loudspeaker, as shown and described.

**DESCRIPTION**

FIG. 1 is a perspective view of a loudspeaker showing our new design;  
FIG. 2 is a front view thereof;  
FIG. 3 is a rear view thereof;  
FIG. 4 is a right side view thereof;  
FIG. 5 is a left side view thereof;  
FIG. 6 is a top plan view thereof; and,  
FIG. 7 is a bottom plan view thereof.  
The broken lines shown are included for the purpose of illustrating the unclaimed portions of the article and form no part of the claim. The dot-dash lines indicate the boundary between the claimed portion and unclaimed portion.

**1 Claim, 3 Drawing Sheets**

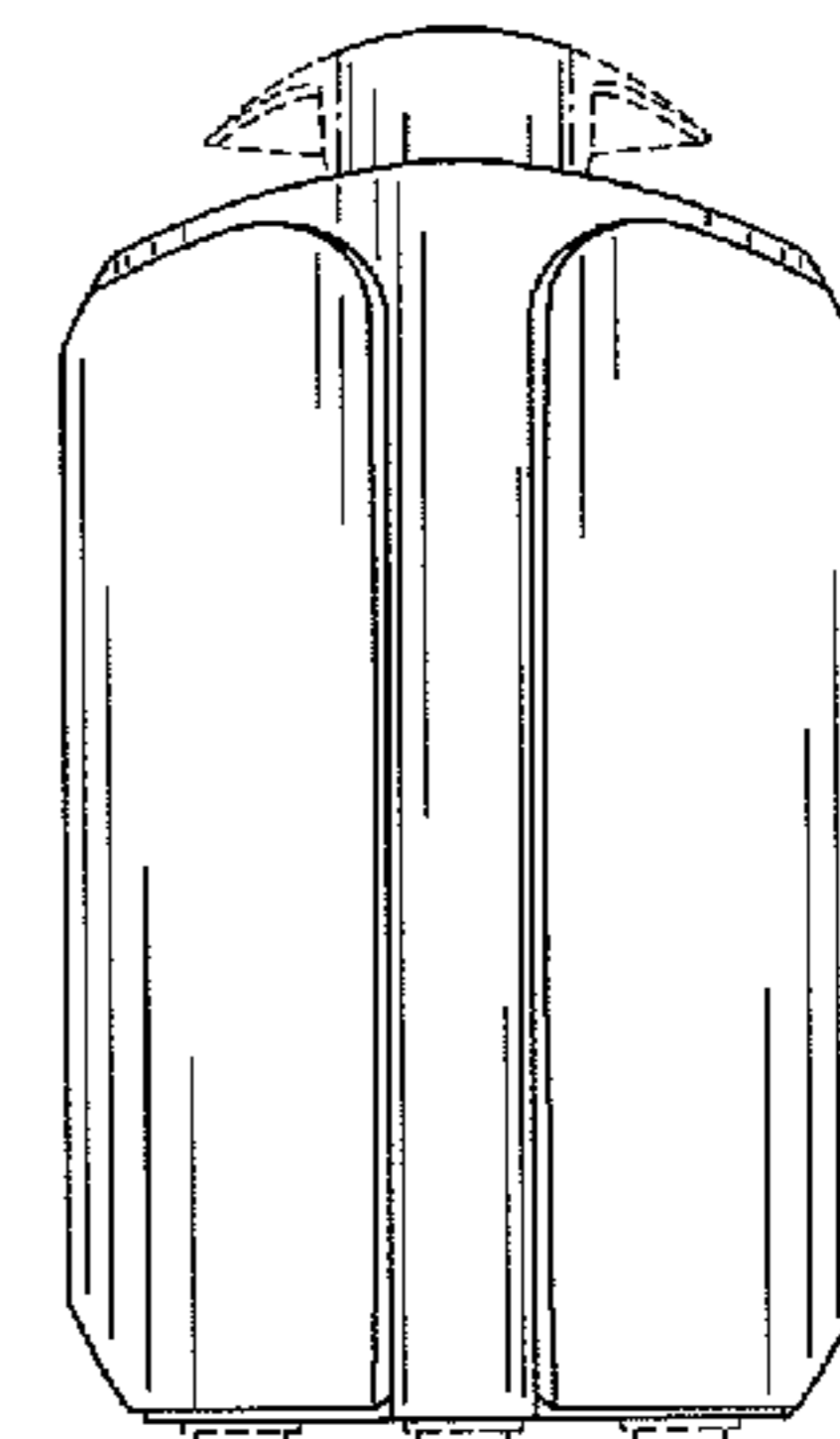
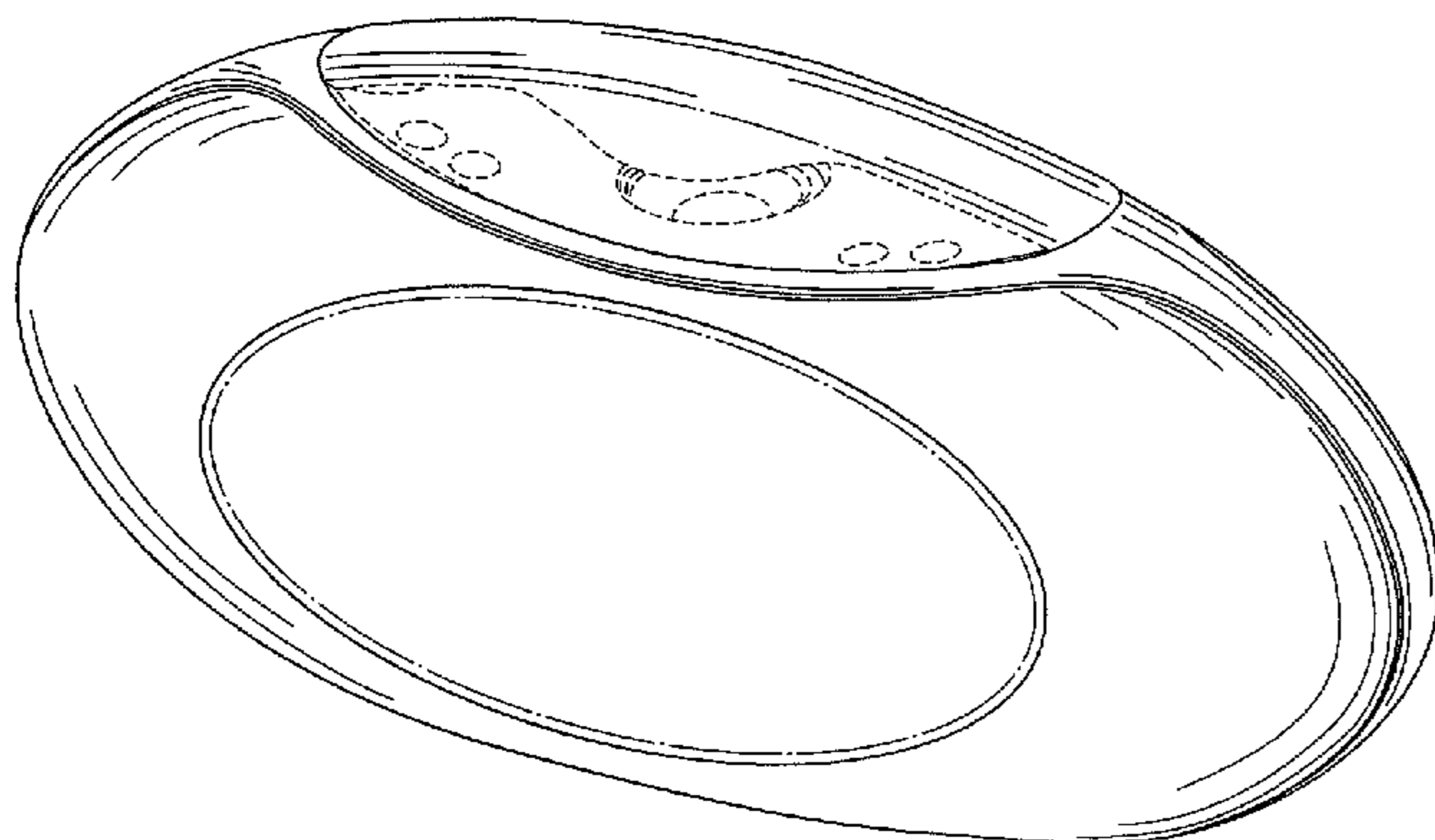


Fig.1

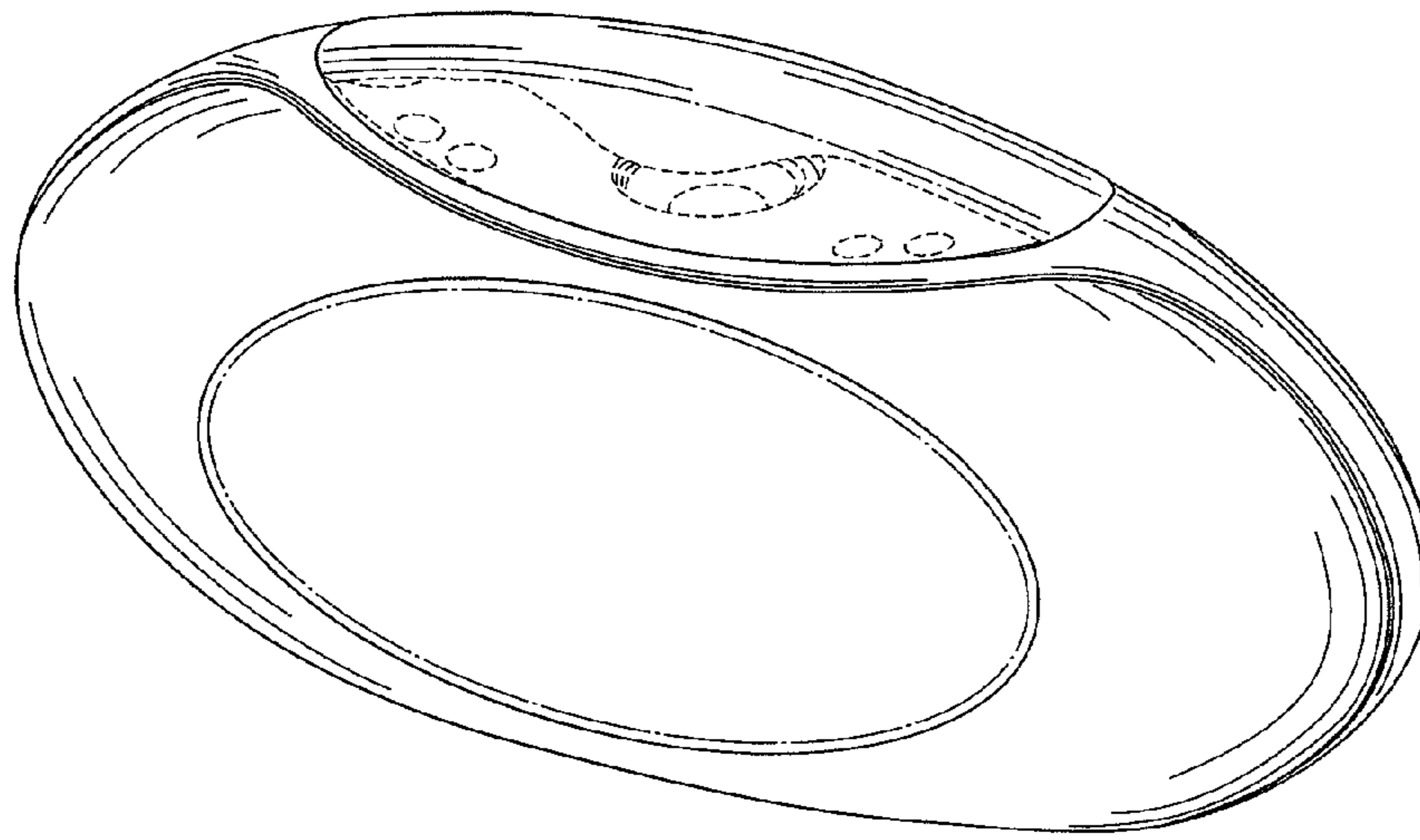


Fig.2

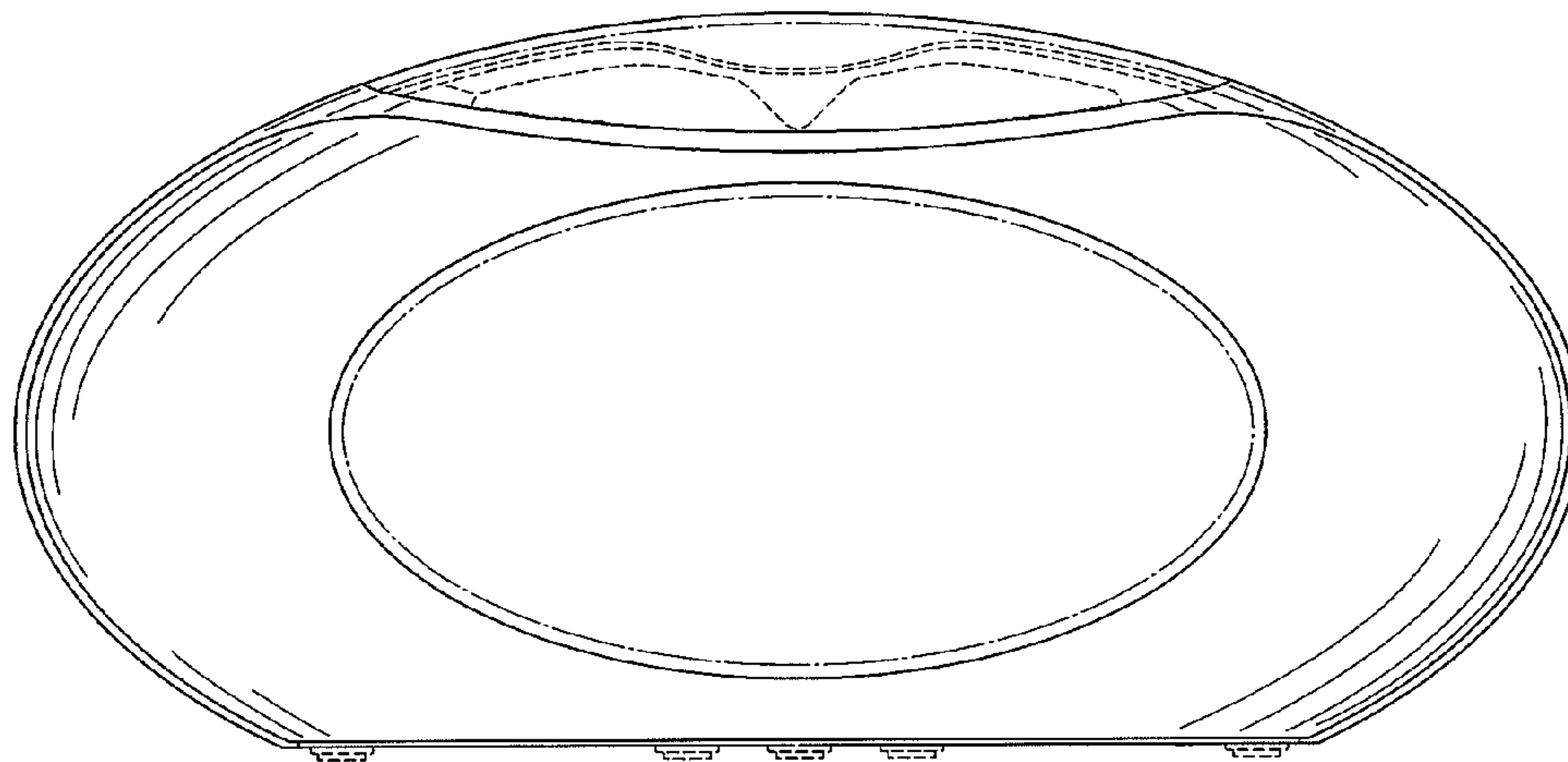


Fig.3

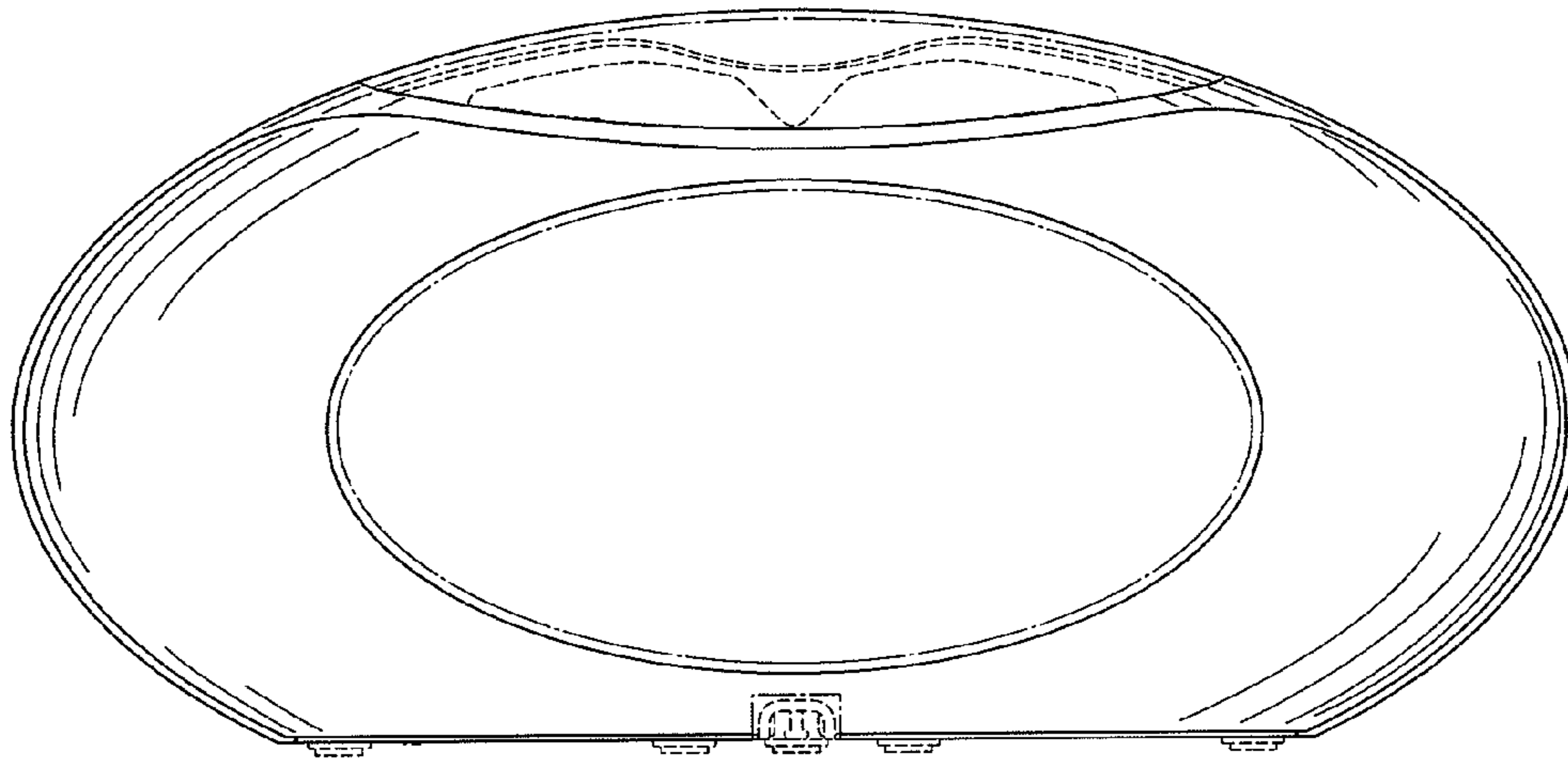


Fig.4

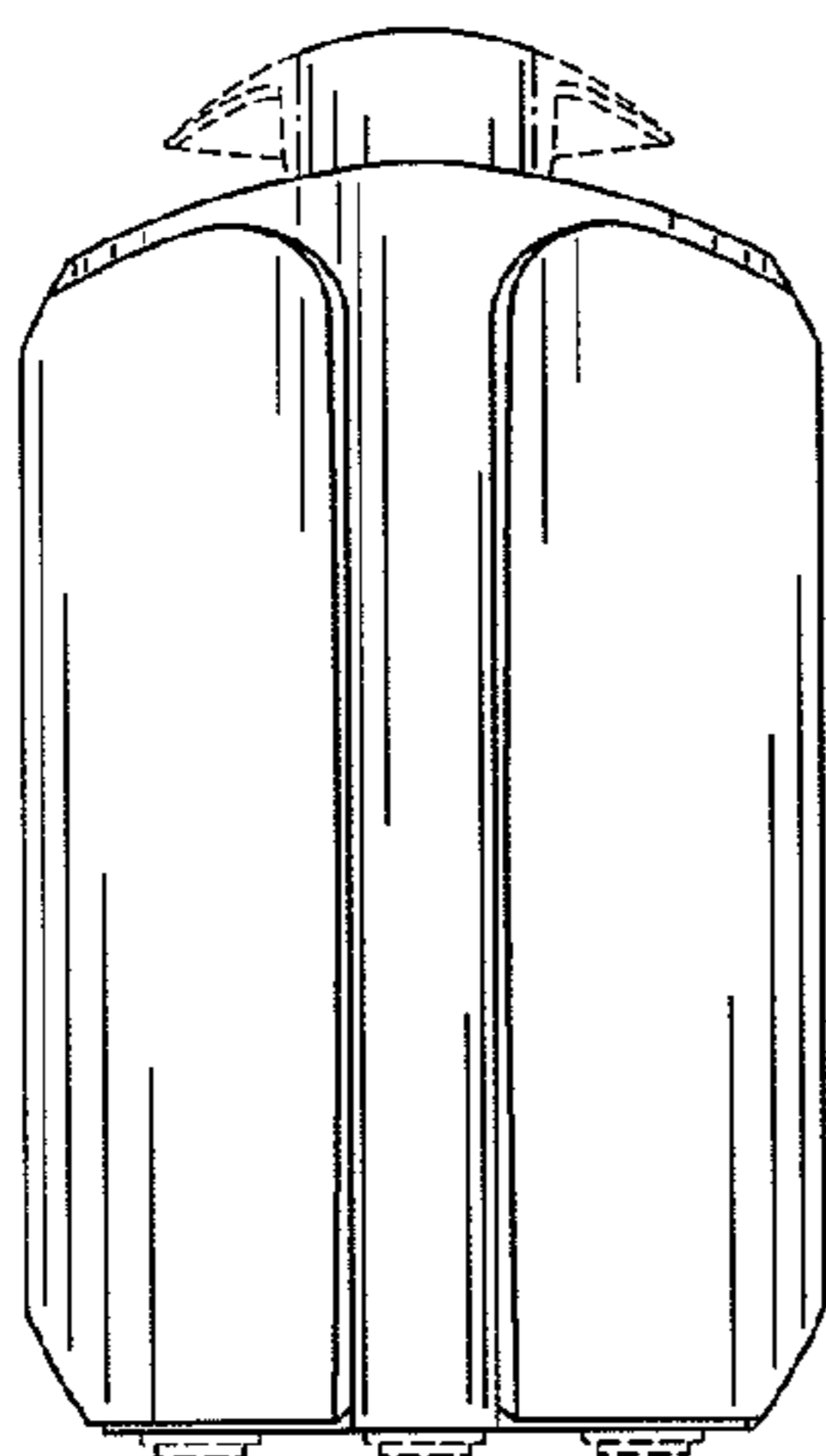


Fig.5




Fig.6

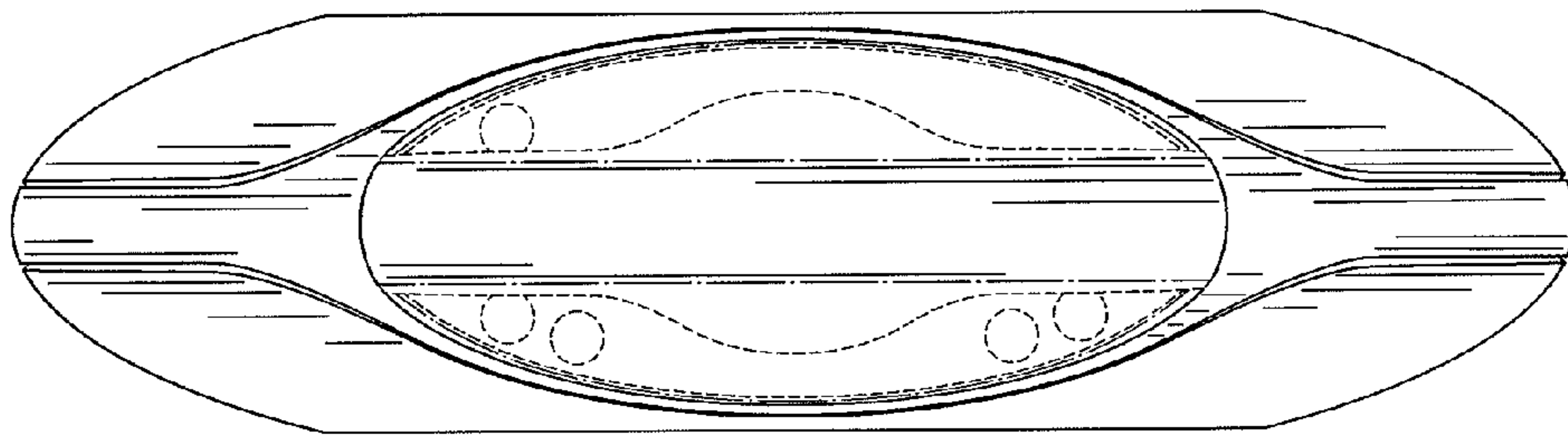


Fig.7

