



US00D733095S

(12) **United States Design Patent**  
**Pesdirz et al.**

(10) **Patent No.:** **US D733,095 S**  
(45) **Date of Patent:** **\*\* Jun. 30, 2015**

(54) **SPEAKER ENCLOSURE**

(71) Applicant: **Hogtunes Inc.**, Barrie (CA)

(72) Inventors: **Michael T. Pesdirz**, Barrie (CA);  
**Cameron A. Mitchell**, Innisfil (CA)

(73) Assignee: **HOGTUNES INC.**, Barrie (CA)

(\*\*) Term: **14 Years**

(21) Appl. No.: **29/488,261**

(22) Filed: **Apr. 17, 2014**

(51) **LOC (10) Cl.** ..... **14-03**

(52) **U.S. Cl.**  
USPC ..... **D14/214**; D12/114

(58) **Field of Classification Search**  
USPC ..... D14/167, 168, 170–172, 188, 194–196,  
D14/204, 207, 209.1, 210–216, 219, 221,  
D14/222, 224, 496; 181/143, 144, 147, 148,  
181/150, 153, 157, 198, 199; 381/300–303,  
381/306, 332, 333, 336, 345, 361–364,  
381/386–388; 369/6–12; D12/114, 119  
CPC .... B60R 11/0217; G06F 1/1688; H04M 1/03;  
H04M 1/035; H04R 1/02; H04R 1/06; H04R  
1/021; H04R 1/025; H04R 1/026; H04R  
1/028; H04R 1/105; H04R 1/323; H04R  
1/403; H04R 1/2803; H04R 1/2834; H04R  
5/02; H04R 7/20; H04R 9/06; H04R 9/025;  
H04R 2201/021; H04R 2400/00; H04R  
2400/07; H04R 2499/11; H04R 2499/13;  
H04R 2499/15; H04S 3/00; H04S 7/30

See application file for complete search history.

(56) **References Cited**

U.S. PATENT DOCUMENTS

D178,027	S	*	6/1956	Viemeister	.....	D14/168
4,582,162	A	*	4/1986	Katsuno	.....	181/141
5,001,779	A	*	3/1991	Eggert et al.	.....	455/346
D356,301	S	*	3/1995	Schneider et al.	.....	D14/189
D472,887	S	*	4/2003	Right et al.	.....	D14/172
D531,552	S	*	11/2006	Hamilton	.....	D12/114
D610,131	S	*	2/2010	Stumvoll et al.	.....	D14/224
D625,708	S	*	10/2010	Files	.....	D14/214
D699,708	S	*	2/2014	Files	.....	D14/214
D699,709	S	*	2/2014	Files	.....	D14/214

\* cited by examiner

*Primary Examiner* — Keli L Hill

(74) *Attorney, Agent, or Firm* — Warner Norcross & Judd LLP

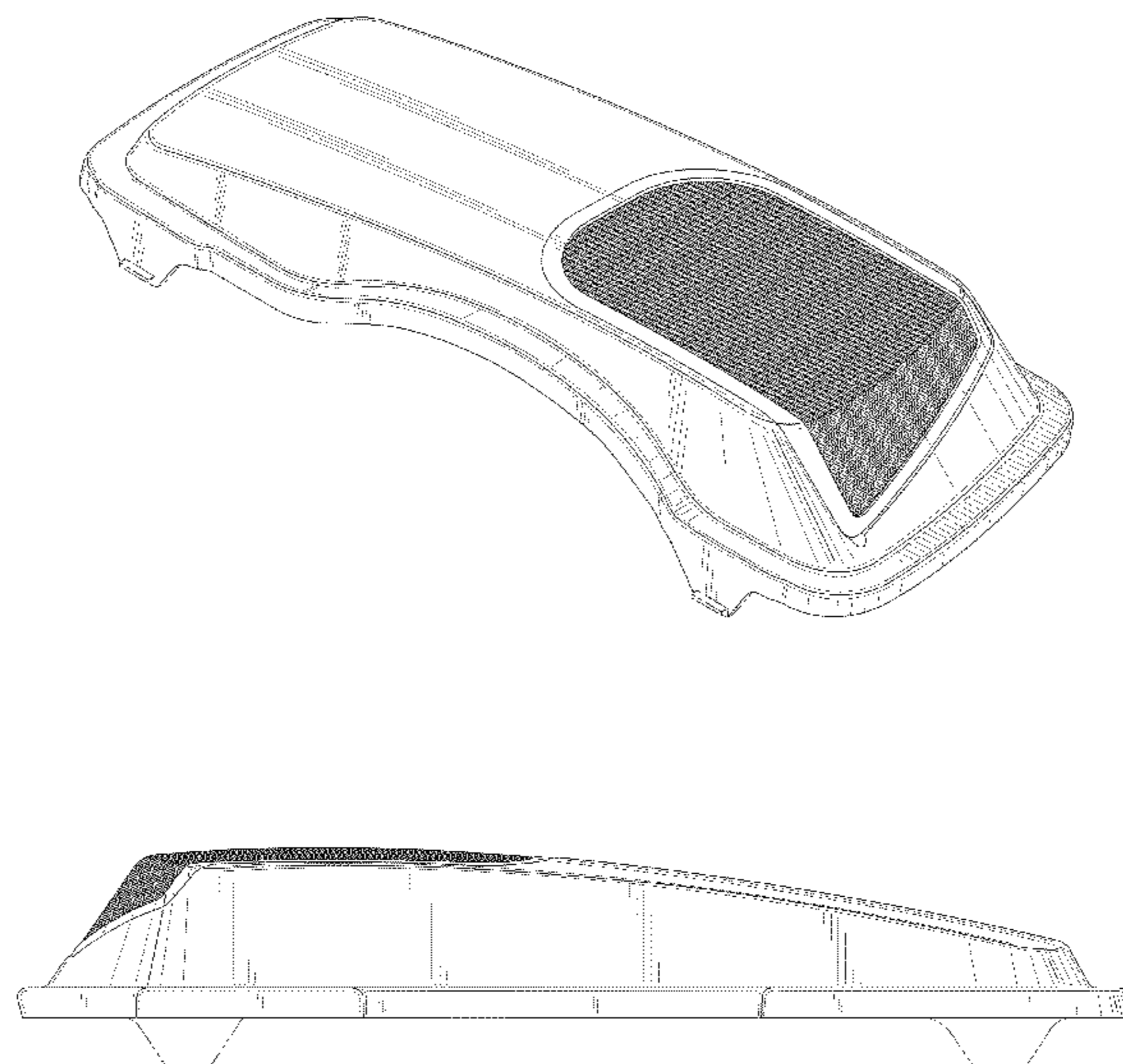
(57) **CLAIM**

The ornamental design for a speaker enclosure, as shown and described.

**DESCRIPTION**

FIG. 1 is a perspective view of a speaker enclosure embodying the new design;  
FIG. 2 is a top view thereof;  
FIG. 3 is a bottom view thereof;  
FIG. 4 is a front view thereof;  
FIG. 5 is a rear view thereof;  
FIG. 6 is a left side view thereof; and,  
FIG. 7 is a right side view thereof.  
The broken lines shown are included for the purpose of illustrating portions of the speaker enclosure that form no part of the claim.

**1 Claim, 5 Drawing Sheets**



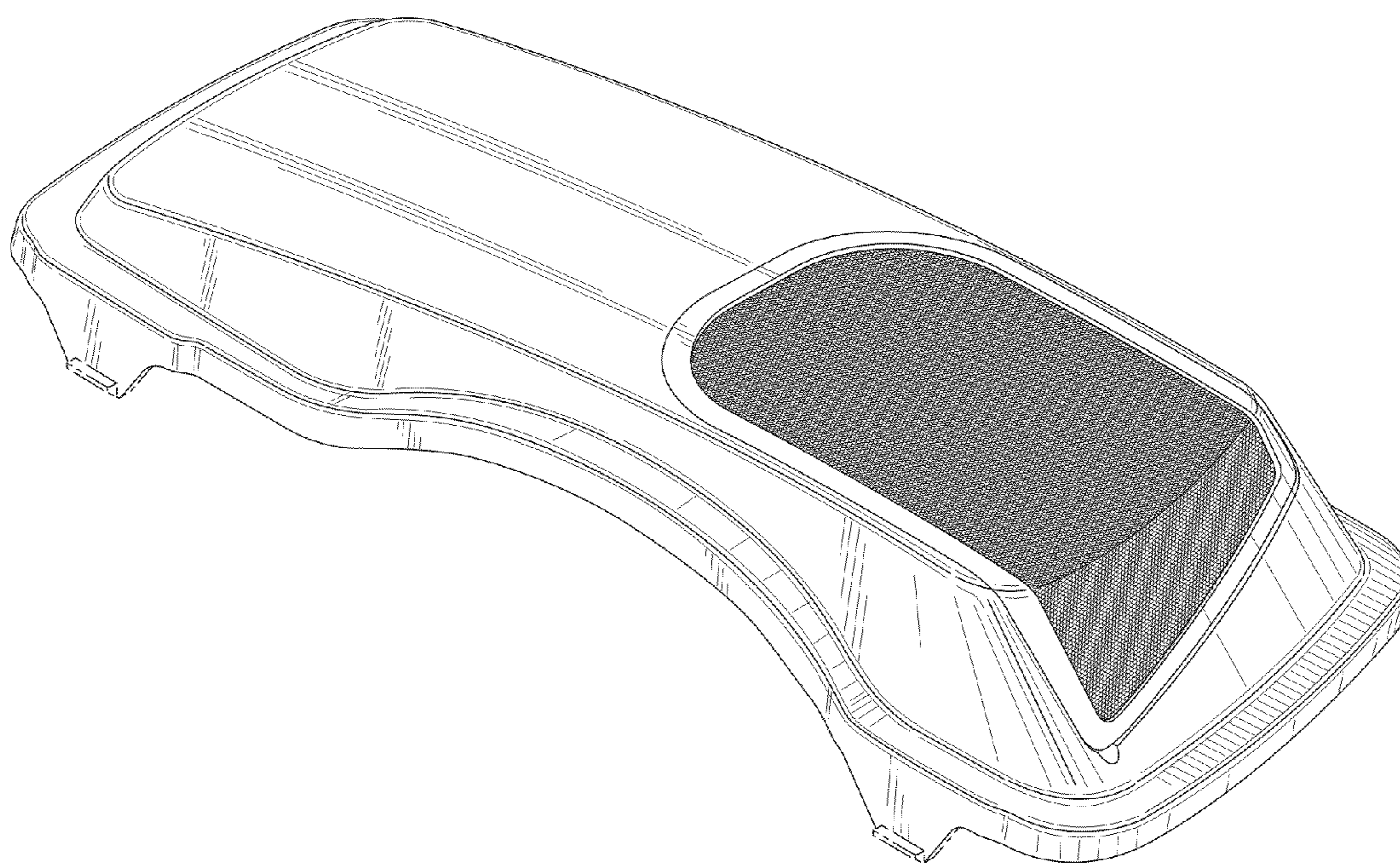


Fig. 1

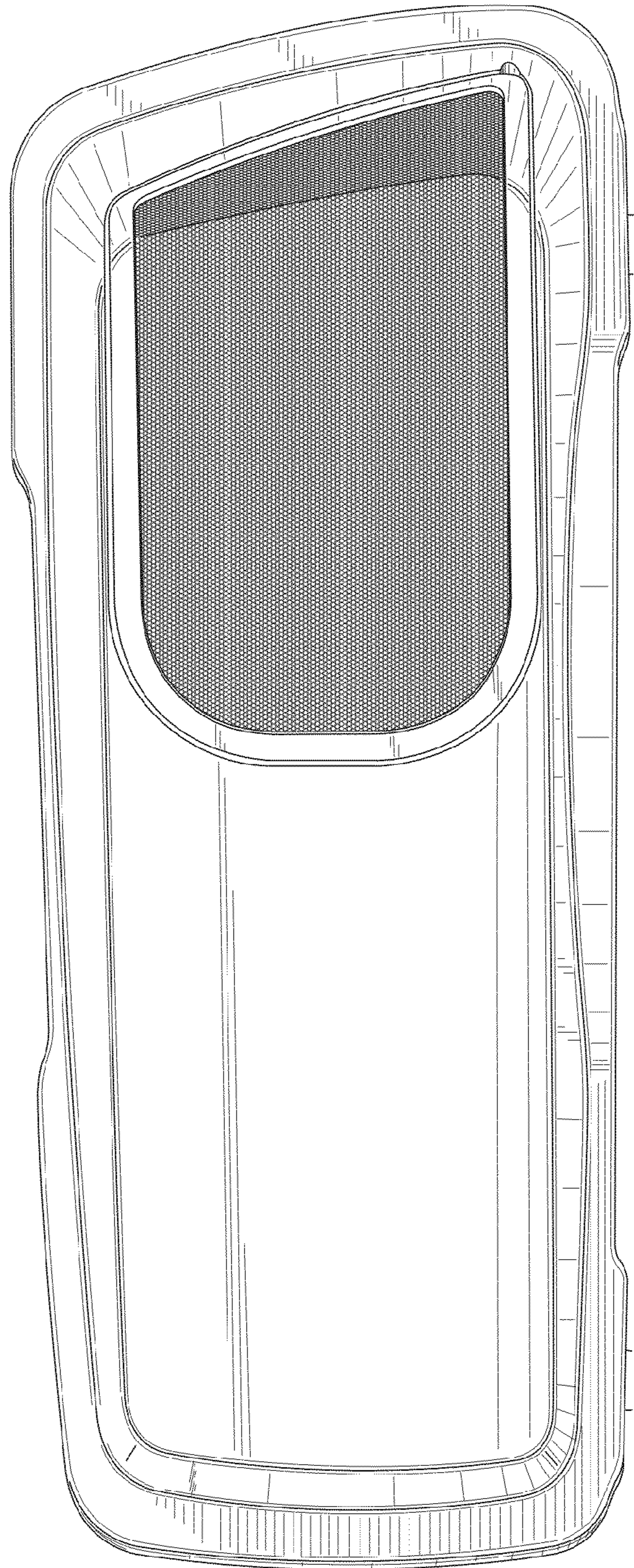


Fig. 2

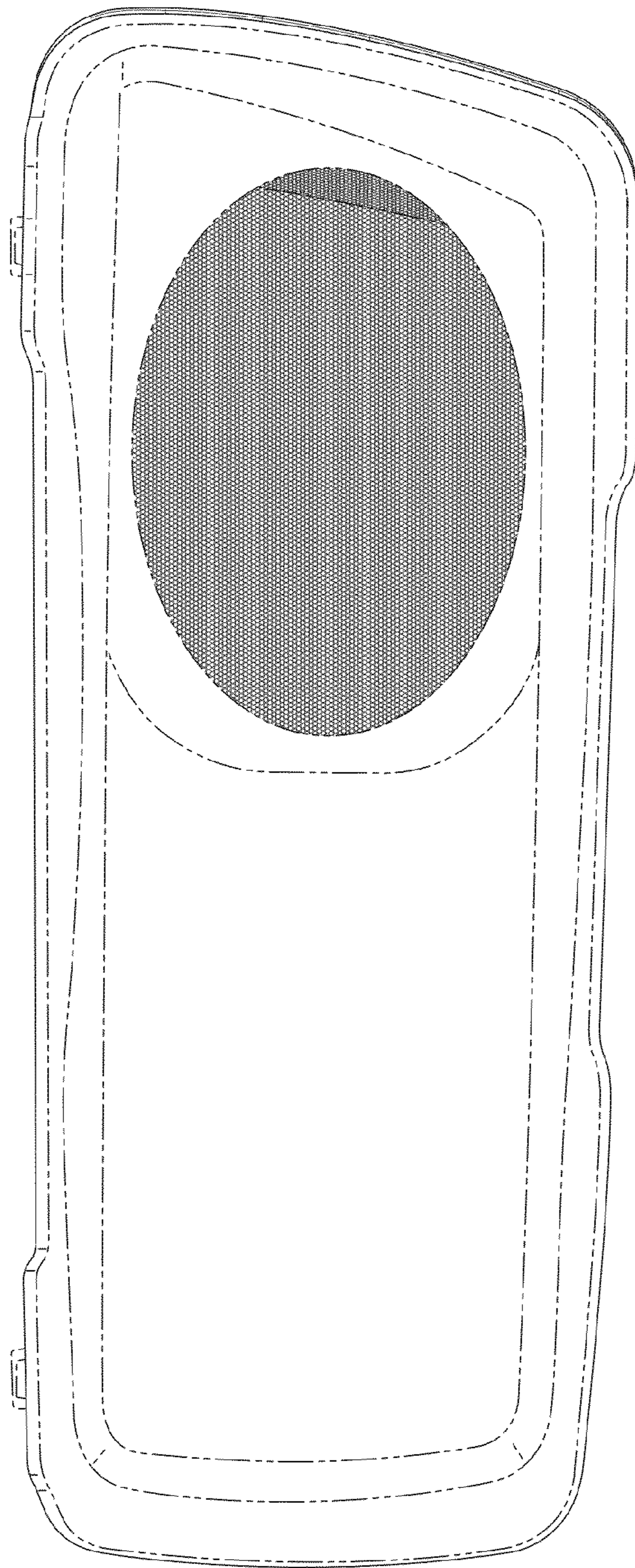


Fig. 3

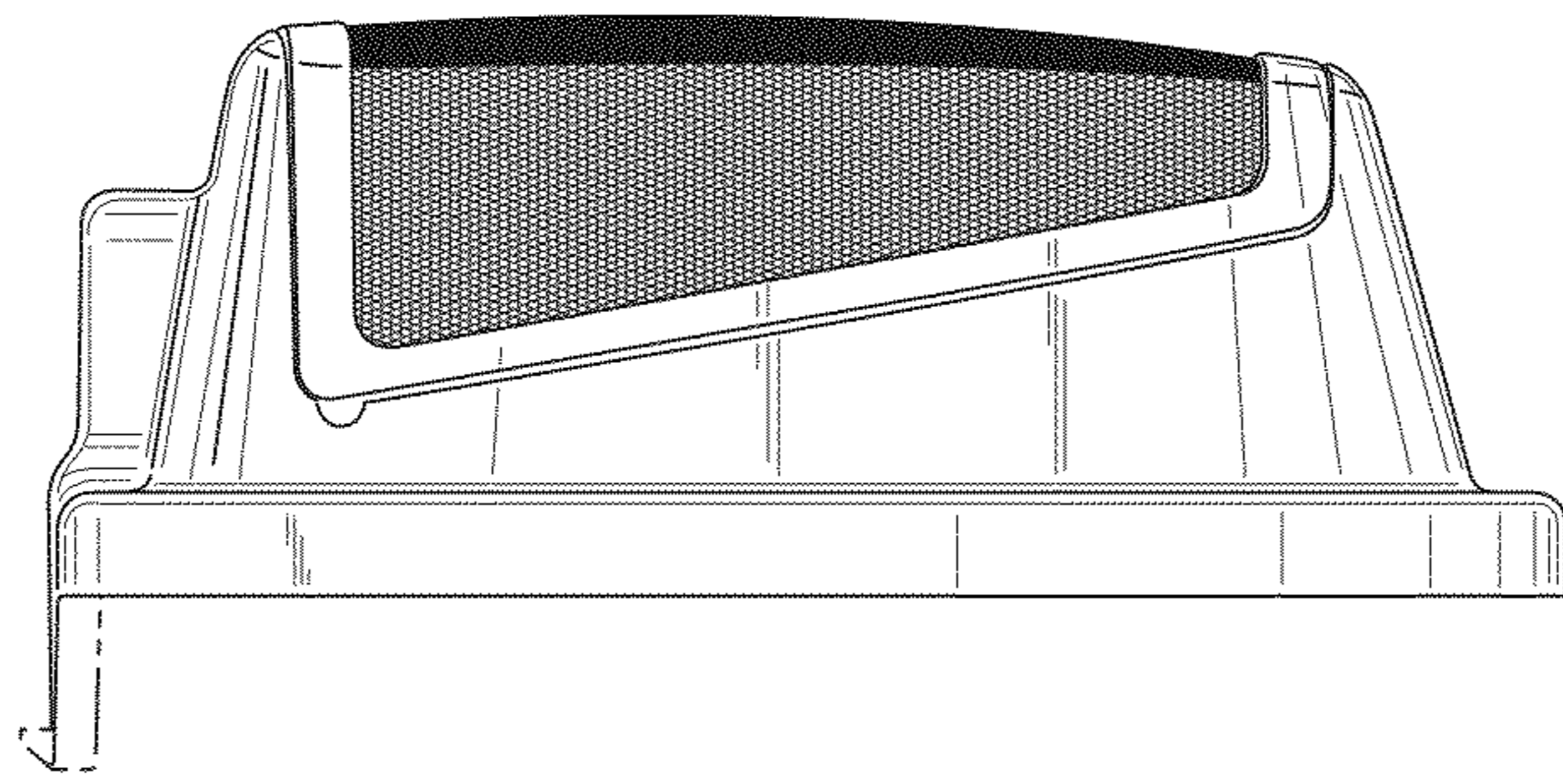


Fig. 4

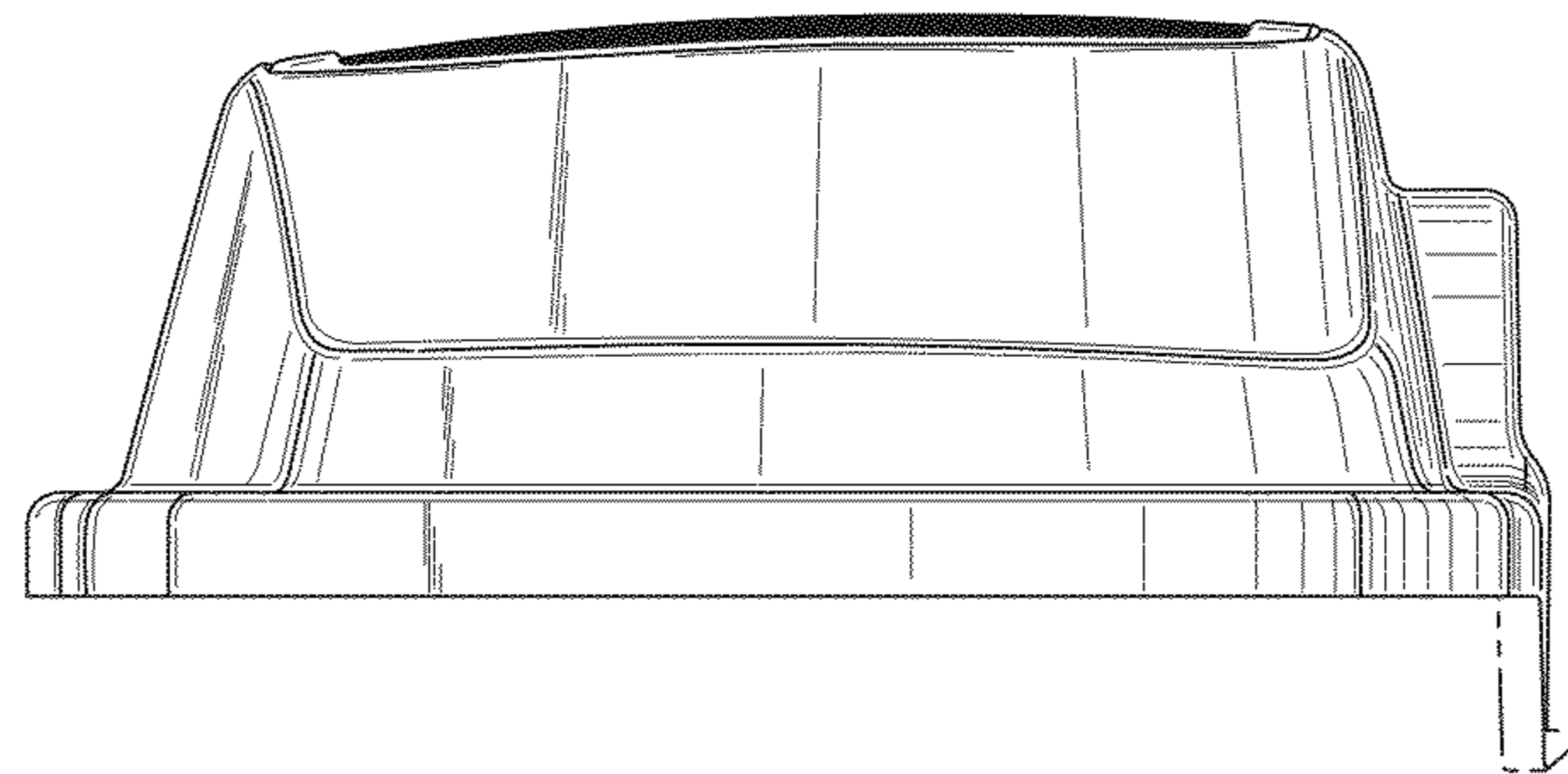


Fig. 5

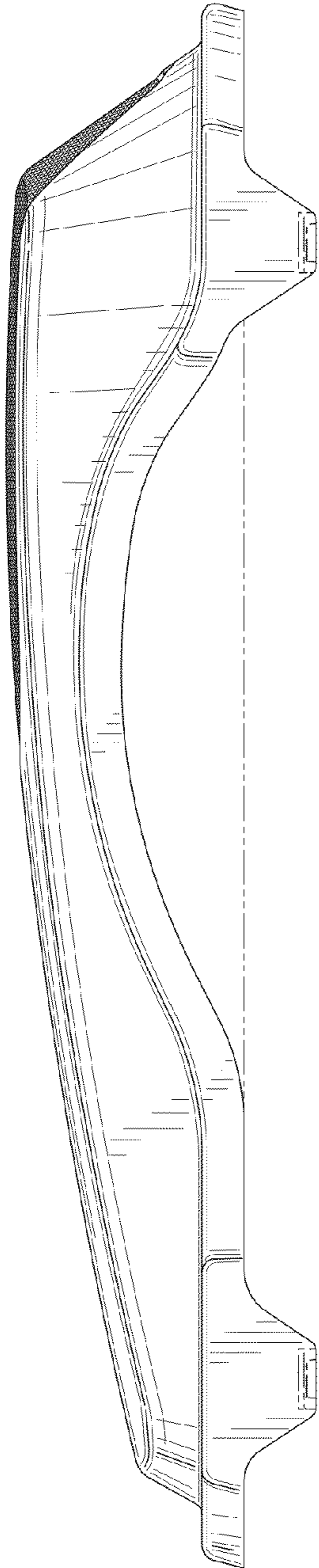


Fig. 6

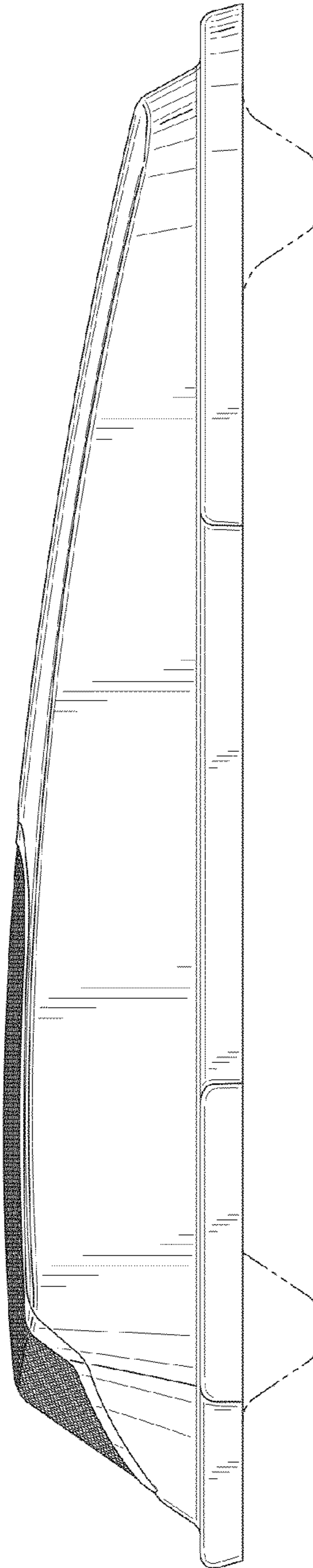


Fig. 7