



US00D733051S

(12) **United States Design Patent**  
**Wang**

(10) **Patent No.:** **US D733,051 S**

(45) **Date of Patent:** **\*\* \*Jun. 30, 2015**

(54) **MOBILE POWER SOURCE**

H02J 7/04; H02J 7/0027; H02J 7/0054;  
H02J 7/0055; H02J 2007/0062

(71) Applicant: **Hao Wang**, Shenzhen (CN)

See application file for complete search history.

(72) Inventor: **Hao Wang**, Shenzhen (CN)

(56) **References Cited**

(\*) Notice: This patent is subject to a terminal disclaimer.

U.S. PATENT DOCUMENTS

(\*\*) Term: **14 Years**

|           |    |   |         |                 |       |         |
|-----------|----|---|---------|-----------------|-------|---------|
| D400,848  | S  | * | 11/1998 | Clark et al.    | ..... | D13/103 |
| D520,502  | S  | * | 5/2006  | Xu et al.       | ..... | D14/356 |
| D520,994  | S  | * | 5/2006  | Weiher et al.   | ..... | D14/356 |
| D565,571  | S  | * | 4/2008  | Trifilio et al. | ..... | D14/434 |
| D593,940  | S  | * | 6/2009  | Nomi et al.     | ..... | D13/103 |
| D612,329  | S  | * | 3/2010  | Guccione et al. | ..... | D13/108 |
| D658,647  | S  | * | 5/2012  | Tsai            | ..... | D14/356 |
| D676,380  | S  | * | 2/2013  | Sun             | ..... | D13/108 |
| D678,191  | S  | * | 3/2013  | Fitch et al.    | ..... | D13/108 |
| 8,541,985 | B1 | * | 9/2013  | Wong            | ..... | 320/140 |
| D693,297  | S  | * | 11/2013 | Inskeep         | ..... | D13/108 |
| D694,708  | S  | * | 12/2013 | Kim et al.      | ..... | D13/108 |
| D697,865  | S  | * | 1/2014  | Saito et al.    | ..... | D13/103 |
| D705,719  | S  | * | 5/2014  | Wong            | ..... | D13/103 |
| D711,821  | S  | * | 8/2014  | Wang            | ..... | D13/108 |

(21) Appl. No.: **29/496,547**

(22) Filed: **Jul. 15, 2014**

(30) **Foreign Application Priority Data**

May 8, 2014 (CN) ..... 2014 3 0123927

(51) **LOC (10) Cl.** ..... **13-02**

(52) **U.S. Cl.**  
USPC ..... **D13/108; D13/103**

(58) **Field of Classification Search**  
USPC ..... D13/102-110, 118-119, 184, 199;  
D14/356, 432; 320/103, 111-115,  
320/135-146

CPC ..... Y02E 60/10; Y02E 60/12; Y02E 6/122;  
Y02E 60/124; Y02E 60/50; H01M 2/02;  
H01M 2/022; H01M 2/0202; H01M 2/0207;  
H01M 2/0212; H01M 2/1061; H01M 2/1022;  
H01M 2/1055; H01M 2/1066; H01M 2/105;  
H01M 2/20; H01M 2/202; H01M 2/204;  
H01M 2/206; H01M 10/4257; H01M 10/0436;  
H01M 10/48; H01M 10/44; H01M 10/46;  
H01M 10/465; H01M 10/482; H01M 10/488;  
H01M 10/24; H01M 2200/30; H01M 2250/30;  
H01M 2250/40; H02J 7/00; H02J 7/0003;  
H02J 7/0011; H02J 7/0013; H02J 7/02;

\* cited by examiner

*Primary Examiner* — Rosemary K Tarcza


(57) **CLAIM**

The ornamental design for a mobile power source, as shown and described.

**DESCRIPTION**

FIG. 1 is a front elevational view of a mobile power source of my new design;  
FIG. 2 is a rear elevational view thereof;  
FIG. 3 is a left side view thereof;  
FIG. 4 is a right side view thereof;  
FIG. 5 is a top plan view thereof;  
FIG. 6 is a bottom plan view thereof;  
FIG. 7 is a first perspective view thereof; and,  
FIG. 8 is a second perspective view thereof.

**1 Claim, 7 Drawing Sheets**



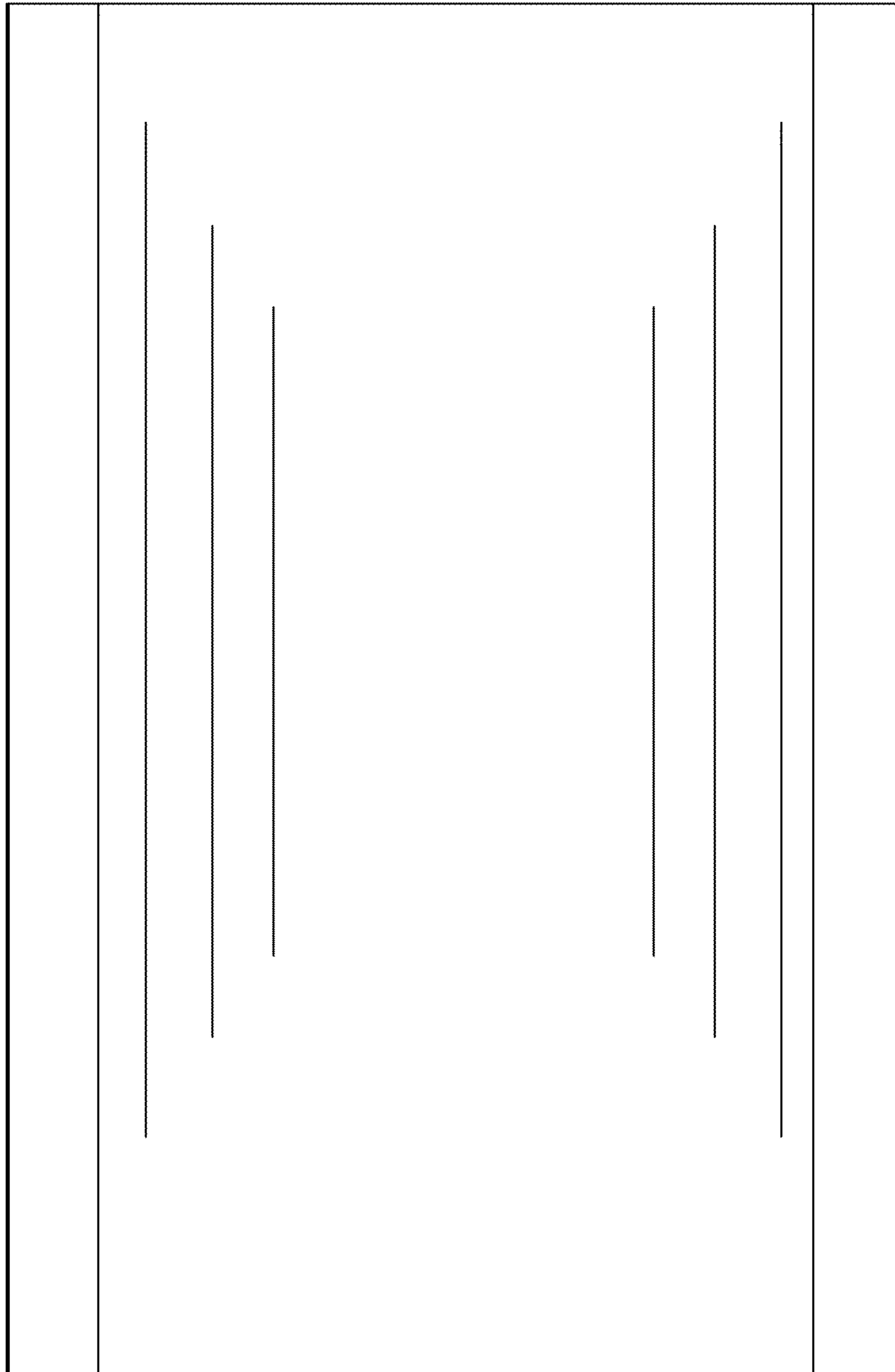


Fig.1

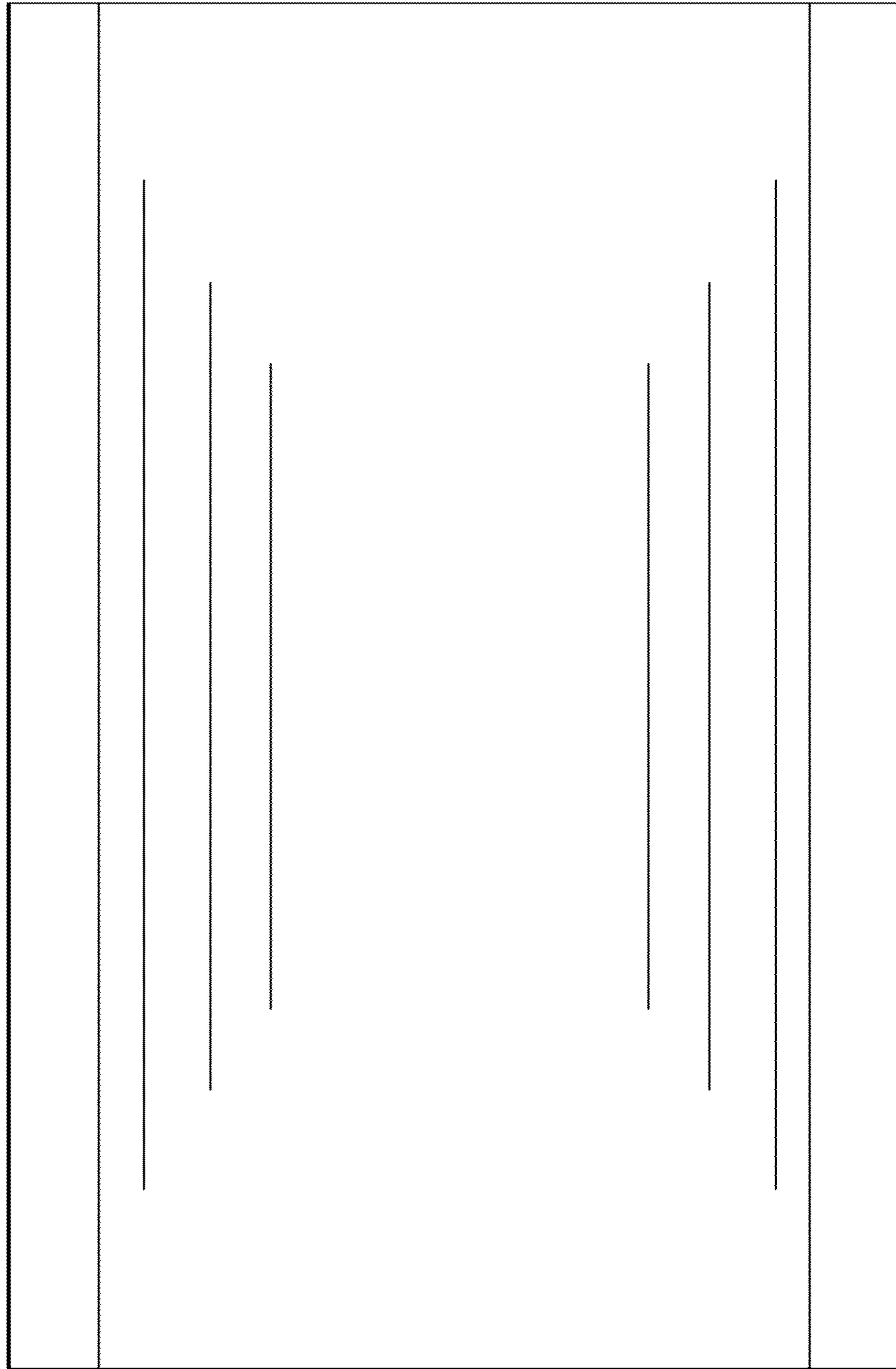


Fig.2




Fig.3

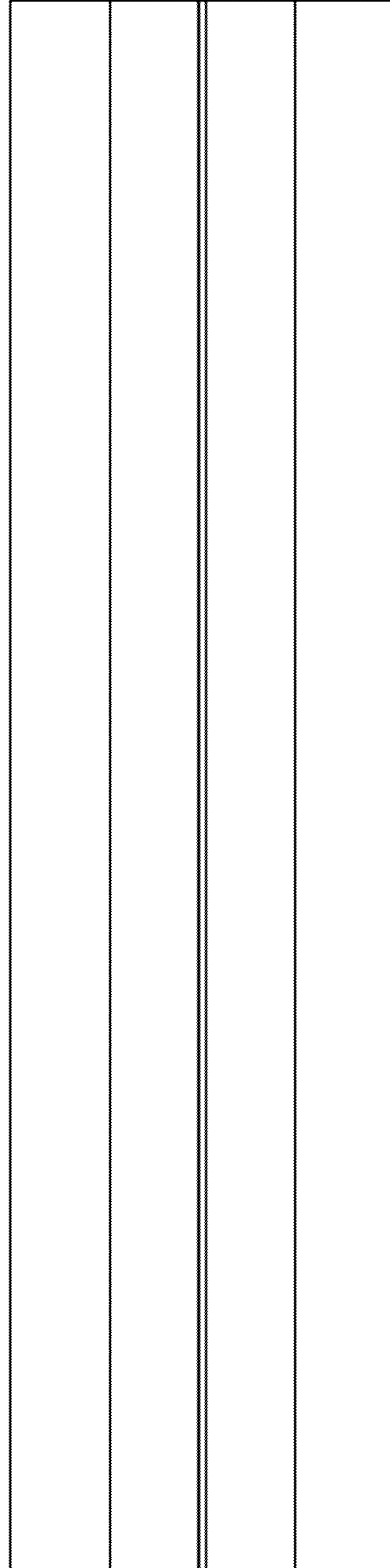


Fig.4

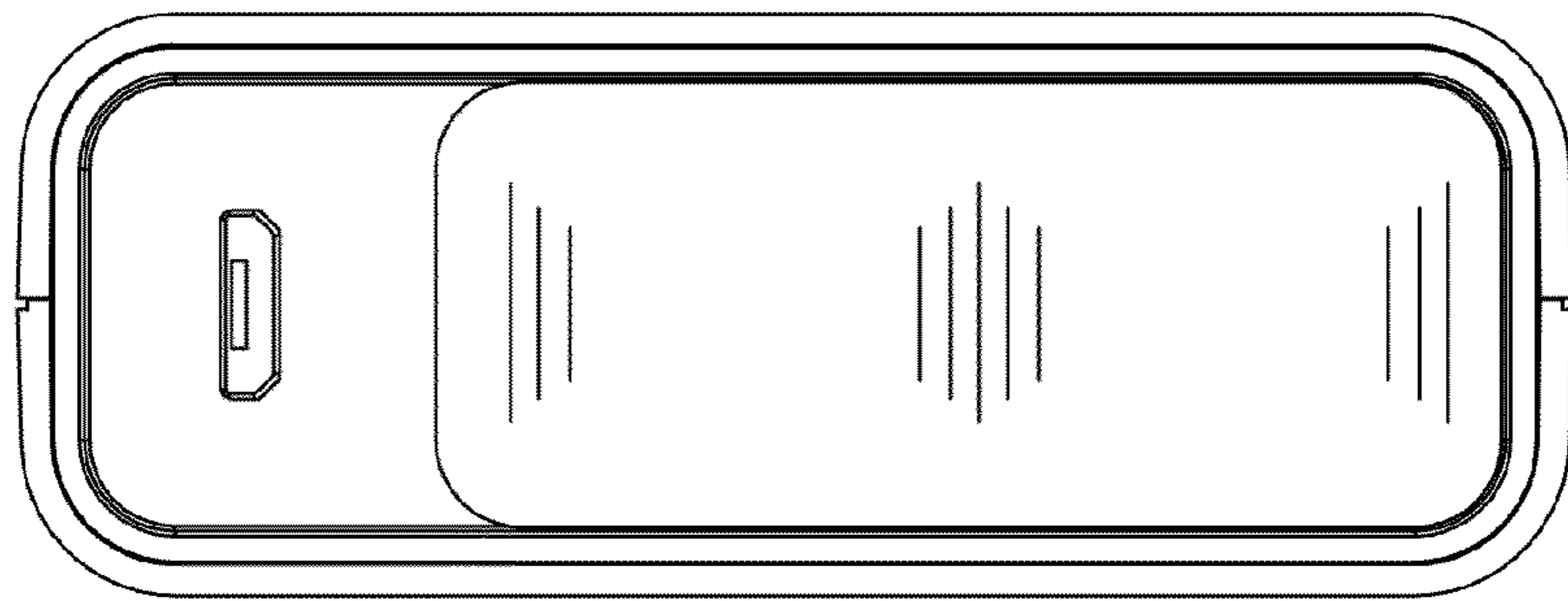


Fig.5

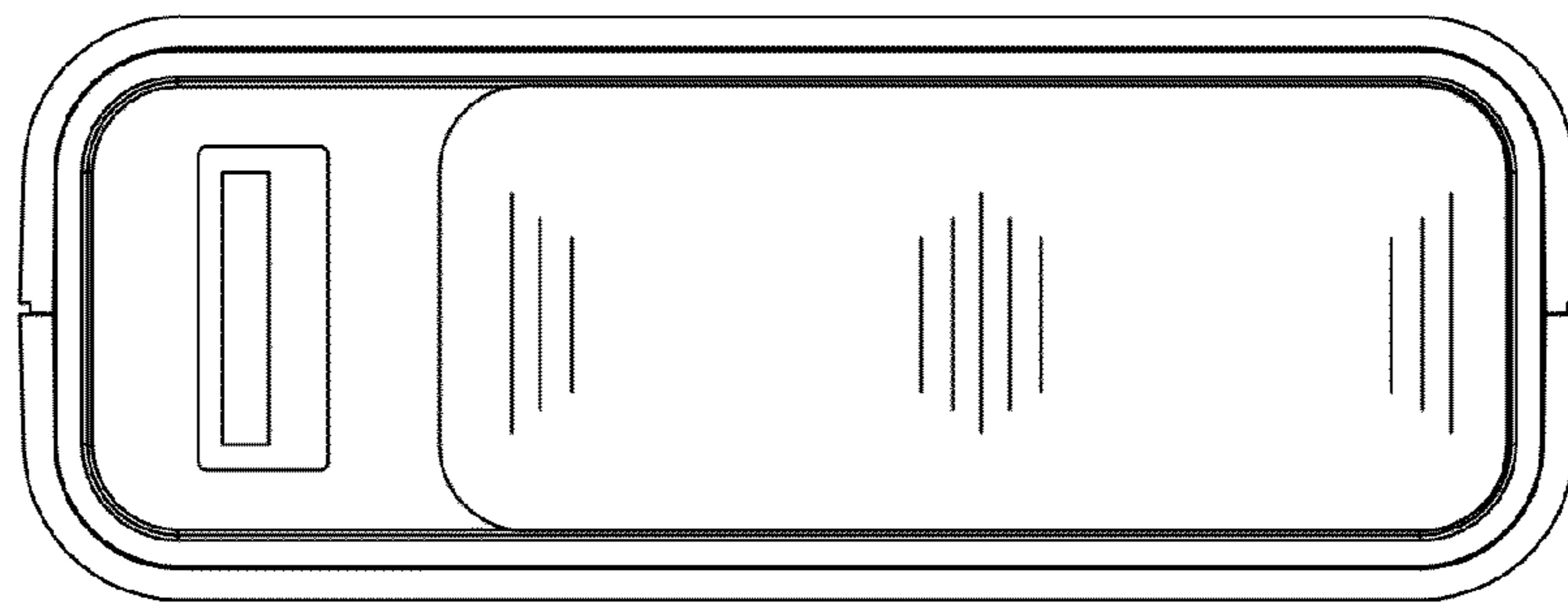


Fig.6




Fig.7

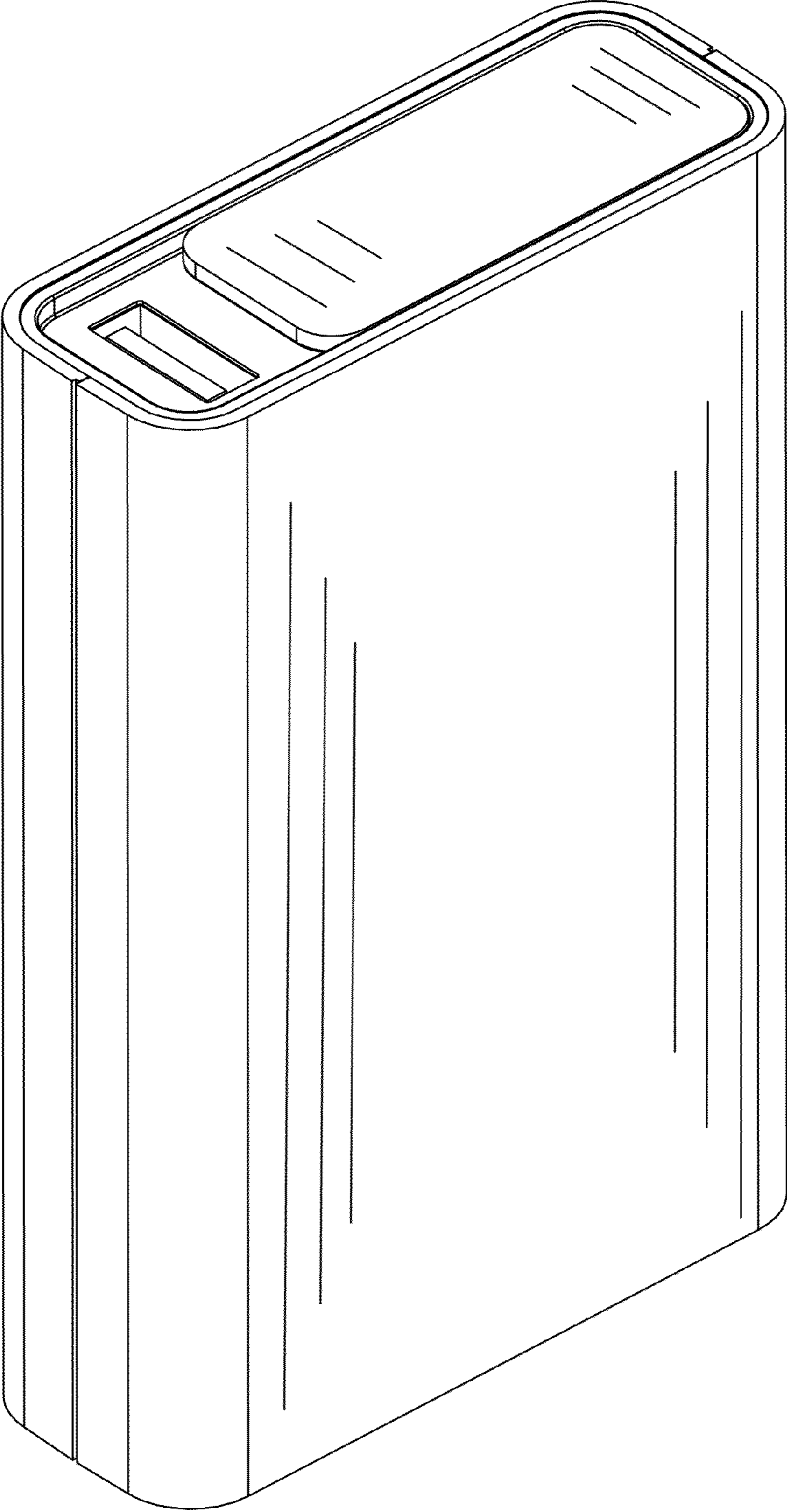


Fig.8