

US00D733042S

(12) **United States Design Patent**
Takahashi et al.

(10) **Patent No.:** **US D733,042 S**
(45) **Date of Patent:** **** Jun. 30, 2015**

(54) **ENERGY EXCHANGE CHAMBER**

(71) Applicant: **EBARA CORPORATION**, Tokyo (JP)
(72) Inventors: **Tamami Takahashi**, Tokyo (JP); **Akira Goto**, Tokyo (JP)
(73) Assignee: **EBARA CORPORATION**, Tokyo (JP)
(**) Term: **14 Years**
(21) Appl. No.: **29/449,455**
(22) Filed: **Mar. 15, 2013**

(30) **Foreign Application Priority Data**

Dec. 21, 2012 (JP) 2012-31215
Dec. 21, 2012 (JP) 2012-31216
Dec. 21, 2012 (JP) 2012-31217

(51) **LOC (10) Cl.** **13-02**
(52) **U.S. Cl.**
USPC **D13/101**

(58) **Field of Classification Search**
USPC D13/101, 178, 184, 199; D15/199;
D23/200, 207, 209; 210/170.11,
210/321.66, 652, 321.85, 251, 137; 203/10;
137/625.11-625.69
CPC B01D 61/025; B01D 61/06; B01D 61/10;
B01D 2313/36; C02F 1/441; C02F 2103/08
See application file for complete search history.

(56) **References Cited**

U.S. PATENT DOCUMENTS

D316,740	S	*	5/1991	Kopf	D23/209
5,720,411	A	*	2/1998	Darby et al.	220/582
D472,604	S	*	4/2003	Fritze	D23/209
6,558,544	B1	*	5/2003	Eisberg et al.	210/321.67
6,733,675	B2	*	5/2004	Ando et al.	210/636
D546,412	S	*	7/2007	Kennedy et al.	D23/209
7,306,437	B2	*	12/2007	Hauge	417/64
7,407,148	B2	*	8/2008	Bassett et al.	251/149.9
7,600,535	B2	*	10/2009	Baumgarten et al.	137/625.43
7,757,883	B2	*	7/2010	Gilbertson et al.	220/590
7,763,170	B2	*	7/2010	Bassett et al.	210/232
2005/0173319	A1	*	8/2005	Fritze et al.	210/137

* cited by examiner

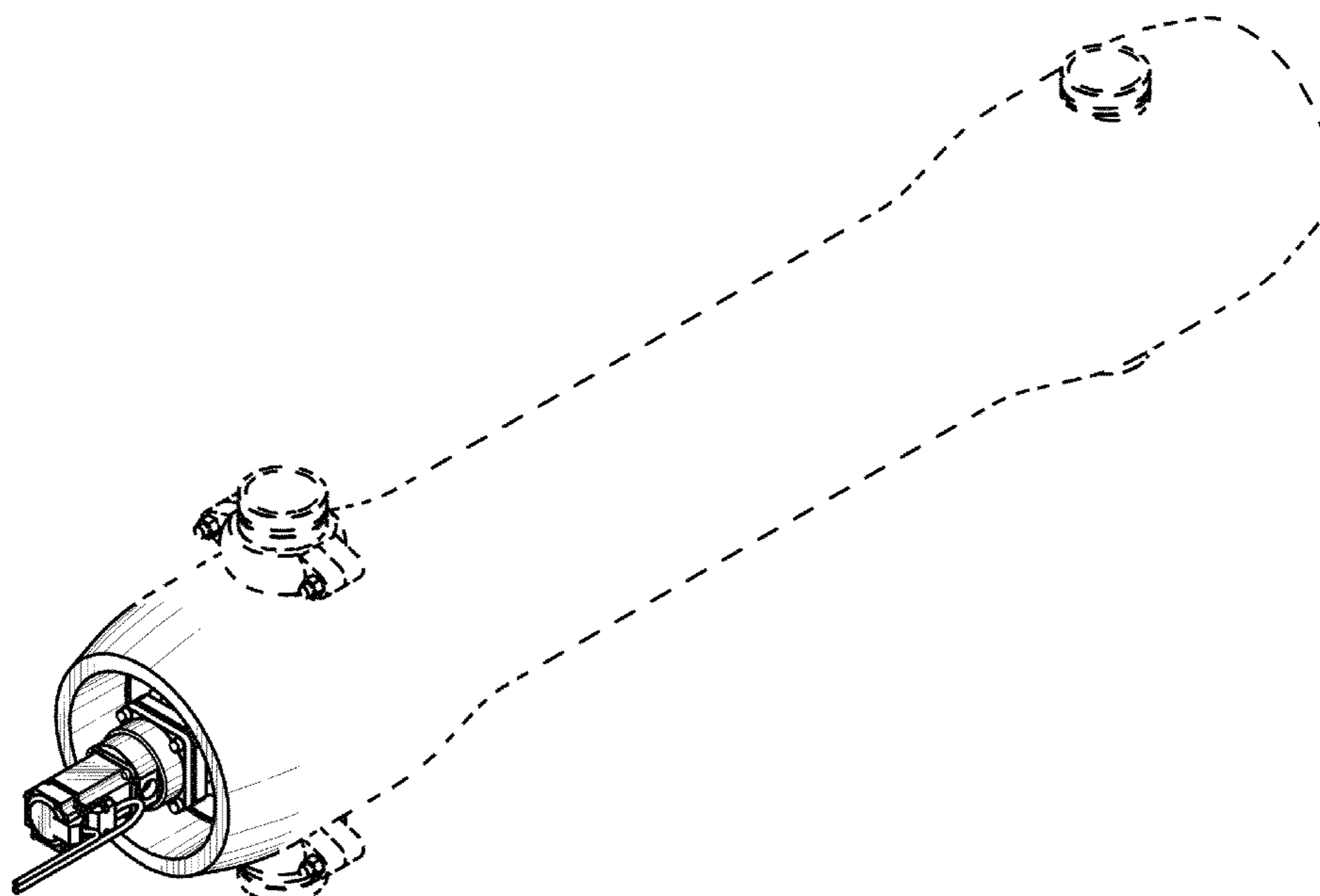
Primary Examiner — Derrick Holland
Assistant Examiner — Jennifer O King
(74) *Attorney, Agent, or Firm* — Pearne & Gordon LLP

(57) **CLAIM**
The ornamental design for an energy exchange chamber, as shown and described.

DESCRIPTION

FIG. 1 is a first perspective view of an energy exchange chamber showing our new design;
FIG. 2 is a second perspective view thereof;
FIG. 3 is a front elevation view thereof;
FIG. 4 is a rear elevation view thereof;
FIG. 5 is a bottom view thereof;
FIG. 6 is a top view thereof;
FIG. 7 is a right side view thereof; and,
FIG. 8 is a left side view thereof.
The broken lines shown represent unclaimed subject matter and form no part of the claimed design.

1 Claim, 5 Drawing Sheets



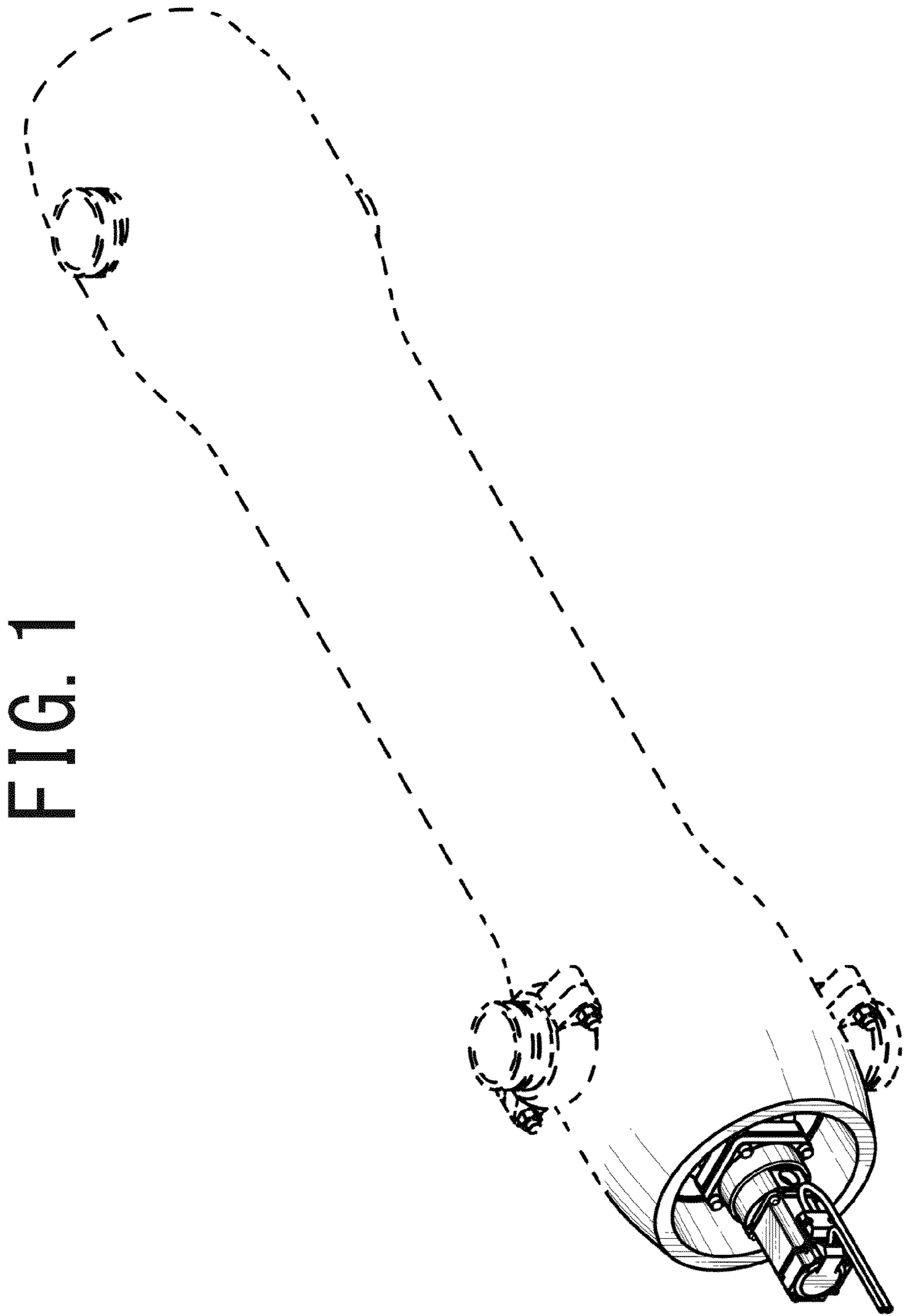


FIG. 1

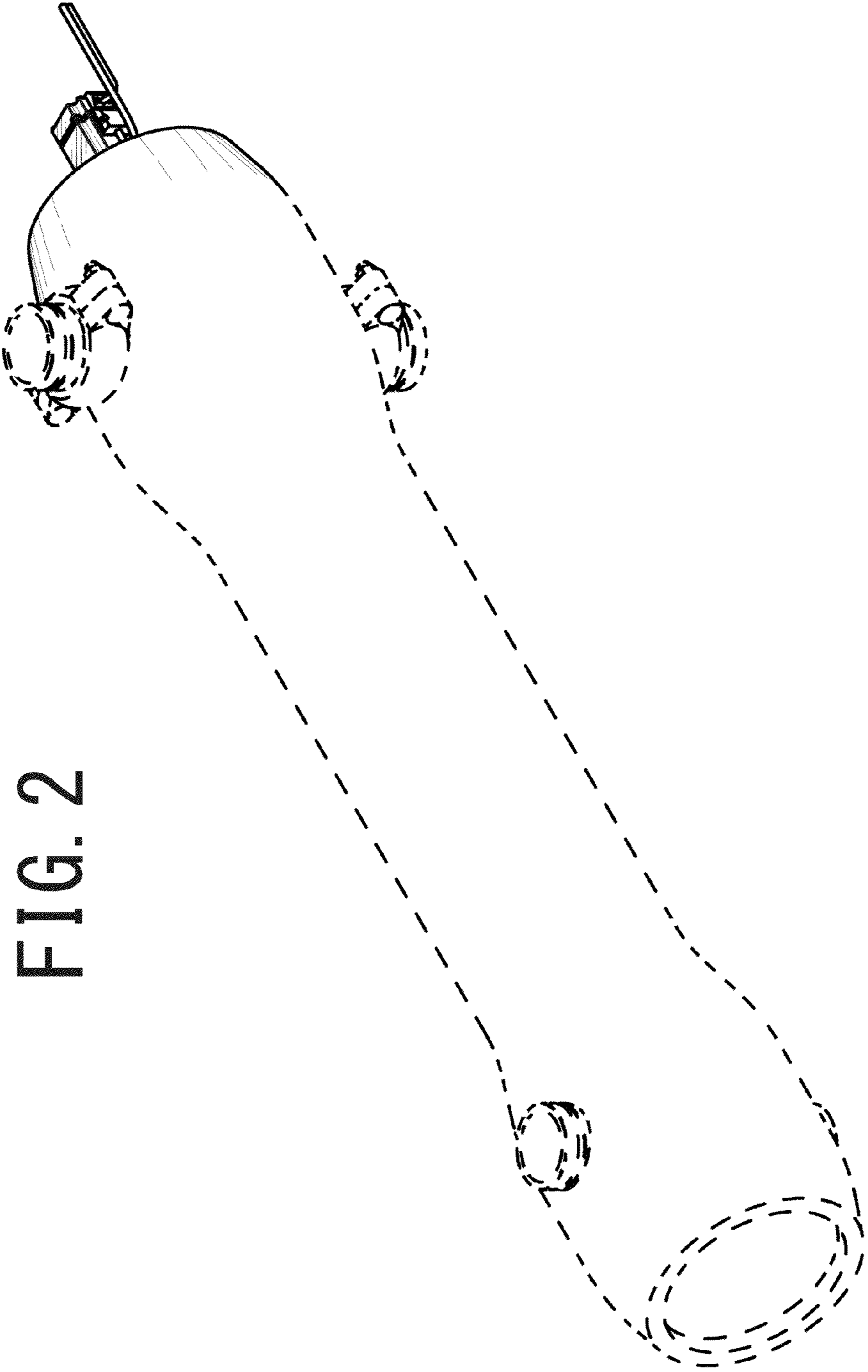


FIG. 2

FIG. 3

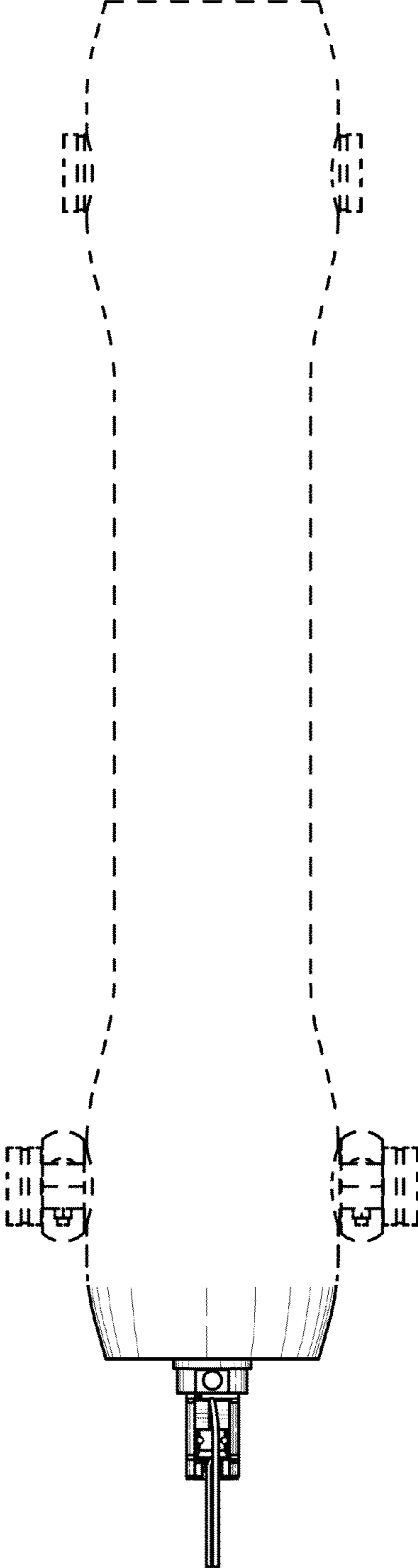


FIG. 4

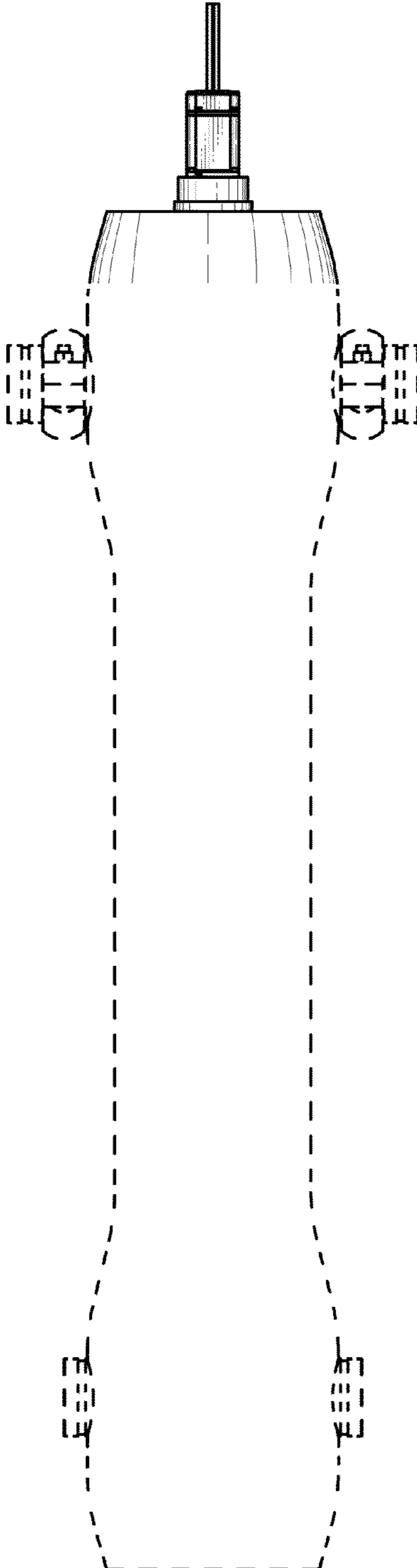


FIG. 5

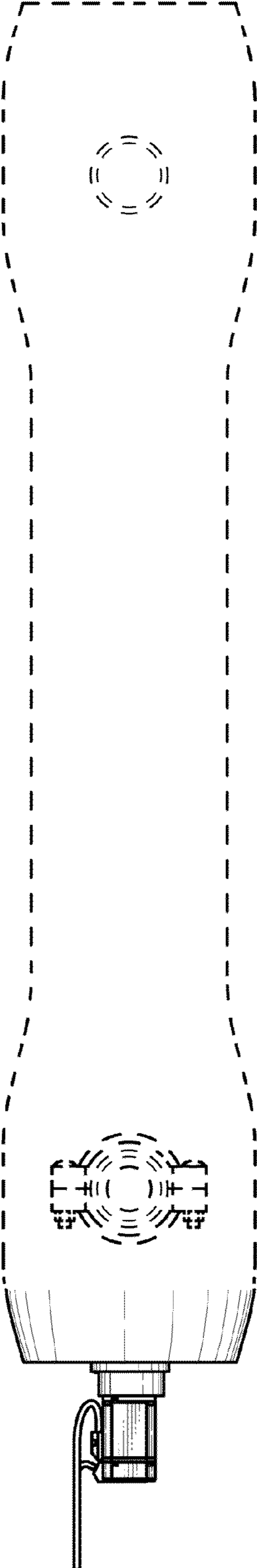


FIG. 6

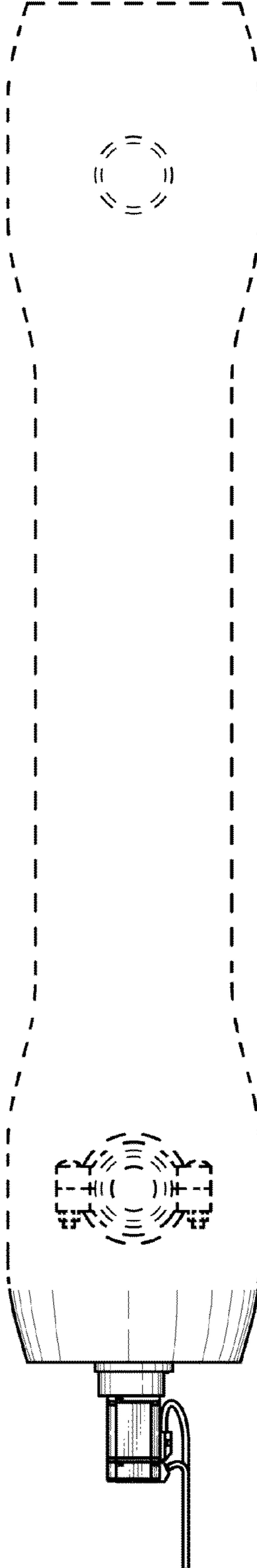


FIG. 7

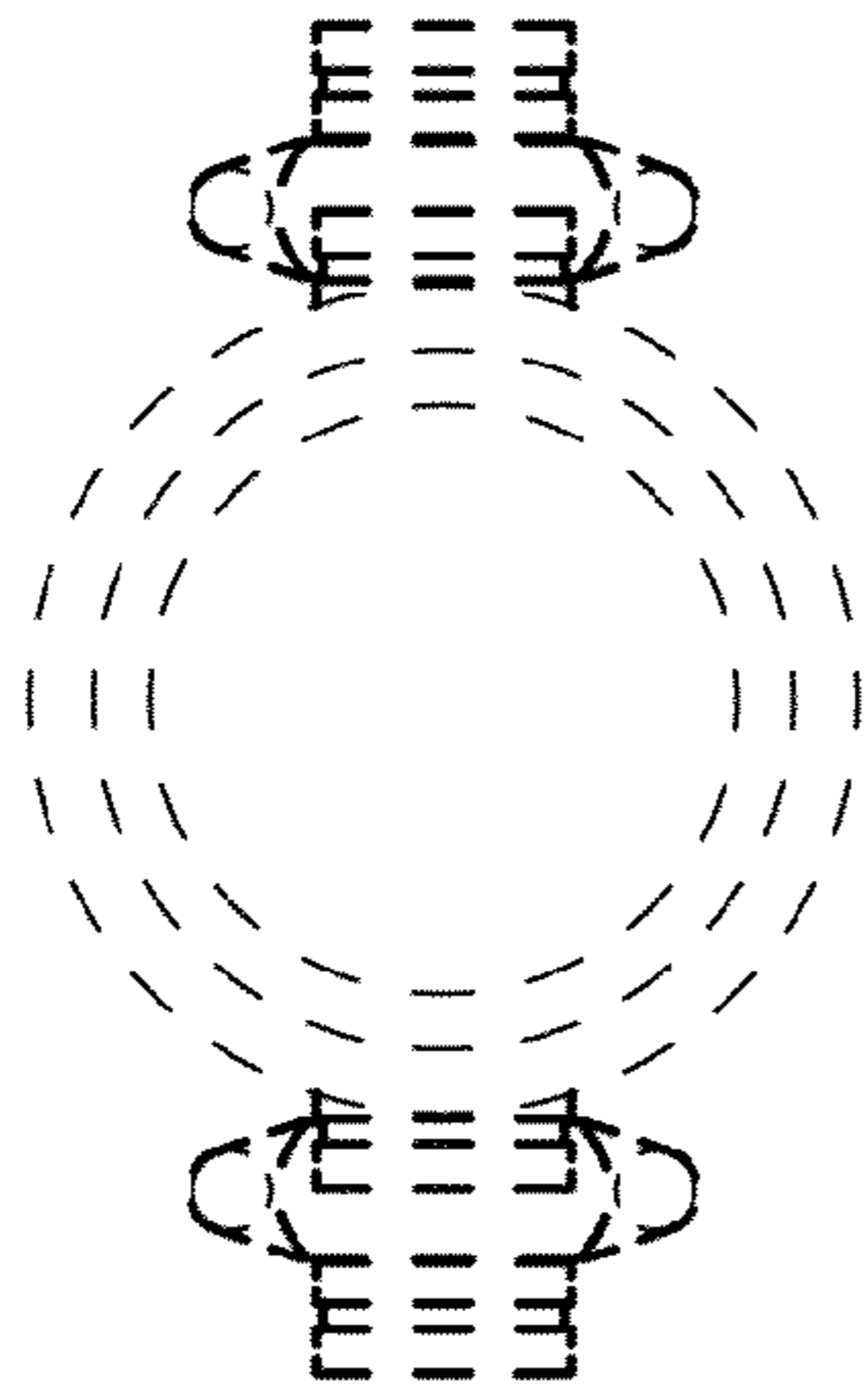


FIG. 8

